



**catálogo geral**  
general catalogue  
**2023 • 2024**









Constituída há mais de trinta anos, a DOMINÓ Indústrias Cerâmicas SA desenvolve a sua atividade produtiva em três unidades industriais localizadas na região de Coimbra - coração da cerâmica portuguesa.

Produzindo uma vasta gama de pavimentos e revestimentos cerâmicos em pasta branca, grés porcelânico esmaltado, grés corado em massa e placas retificadas, em várias espessuras e dimensões, a Empresa tem como vectores chave da organização a qualidade e a responsabilidade ambiental, encontrando-se certificada pelas ISO9001, ISO14001 e ISO45001.

A aposta nas mais avançadas tecnologias aplicadas ao sector e na formação contínua dos seus colaboradores, permite preparar continuamente o futuro, posicionando a Empresa numa forte performance de inovação e design.

O serviço ao cliente é prestado por equipas tecnicamente preparadas e está dotado de pontos de logística e armazenagem em Portugal, Espanha e Itália.

Pretendemos ser um parceiro forte de negócios, direccionando a nossa oferta às reais necessidades dos mercados distribuidores de retalho e às expectativas do consumidor final, satisfazendo assim os nossos clientes sediados em 4 Continentes e em mais de 40 Países, através duma sólida estrutura internacional.

O nosso propósito não é apenas "cobrir" superfícies, mas sobretudo criar ambientes reconfortantes, de fácil manutenção e esteticamente apelativos, procurando sempre desempenhar um papel de relevo nos projectos de arquitetura e de decoração.



Founded more than thirty years ago, DOMINÓ Indústrias Cerâmicas SA develops its production activity in three industrial units located in the region of Coimbra - the heart of Portuguese ceramics.

Producing a wide range of ceramic floor and wall tiles in white body, glazed porcelain stoneware, full colour body stoneware and rectified slabs, in various thicknesses and formats, the Company prides itself in its quality and environmental responsibility as key factors of the organization, being certified by ISO9001, ISO14001 and ISO45001.

We have invested in the most advanced technologies applied to the sector and the continuous training of its employees, allowing us to continually prepare for the future, positioning the Company in a strong performance of innovation and design.

Customer service is provided by technically prepared teams and is equipped with logistics and storage points in Portugal, Spain and Italy.

Our aim is to be a strong business partner, offering every requirement to the retail and distribution markets and to therefore satisfying all our customers based in 4 Continents and in more than 40 countries, through a solid international structure.

Our purpose is not only to "cover" surfaces, but above all to create comforting, easy to maintain and aesthetically appealing ambiances, always seeking to play a prominent role in architectural and decoration projects.





## Nova central fotovoltaica Medidas energéticas

## New photovoltaic solar plant Energy measures

Nos últimos anos a Dominó, como empresa consumidora intensiva de energia, tem demonstrado a sua preocupação em implementar uma série de medidas energéticas para baixar os seus custos energéticos, que representam cerca de 15% dos seus custos totais, e para reduzir a sua pegada ambiental que representa hoje um custo acrescido às empresas.

In recent years, Dominó, as an energy intensive consumer company, has shown its concern to implement a series of measures to lower its energy costs, which represent about 15% of its total costs, and to reduce its "ecological footprint".

Na sequência desta preocupação e da aplicação de diversas medidas de eficiência energética, iniciámos uma parceria com a @Helexia através da instalação de uma central solar fotovoltaica com cerca de 3000 painéis solares, com uma potência total de 1 MWp e capacidade para produzir 1353 MWh de energia anualmente. Esta central oferece-nos uma resposta prática através da redução da fatura energética e de 609 toneladas por ano de CO2, o equivalente a plantar 15.600 árvores por ano.

Following these concerns and the application of several energy efficiency measures, we installed a photovoltaic solar plant with around 3000 solar panels, with a total power of 1 MWp and the capacity to produce 1353 MWh of energy annually. This plant offers us a practical answer by reducing the energy bill and 609 tons of CO2 per year, the equivalent of planting 15.600 trees per year.



**1,4 GWh**  
PRODUÇÃO FOTOVOLTAICA ANUAL  
PV YEARLY PRODUCTION



**999 kWp**  
POTÊNCIA TOTAL  
TOTAL POWER



**271 famílias // families**  
ENERGIA DOMÉSTICA (equivalente)  
HOUSEHOLD ENERGY (equivalent)



**93%**  
TAXA DE AUTO-CONSUMO  
SELF-CONSUMPTION RATE



**609 t / ano // year**  
CO2 EVITADO  
AVOIDED CO2



**15 600 un. / ano // year**  
ÁRVORES PLANTADAS (equivalente)  
PLANTED TREES (equivalent)



## Isolamento térmico Poupança energética

## Thermal insulation Energy savings

A otimização de energia é essencial para os negócios de hoje em dia. Poupar energia não passa unicamente por dispor de equipamentos mais económicos e por implementar soluções sustentáveis assentes em energias renováveis. Passa também por não gastar. Ou seja, muitas vezes, a melhor poupança energética é a energia que não se gasta.

Dominó knows that an optimal use of energy is essential for today's business. Saving energy is not just about having cheaper equipment and implementing sustainable solutions based on renewable energies. It's also about not spending. In other words, the best energy saving is often energy that is not consumed.

Neste sentido, a Dominó estabeleceu uma colaboração com a Ewen, empresa do Grupo Helexia, com medidas para evitar a perda de temperatura em vários equipamentos.

In this sense, Dominó established a collaboration with Ewen, a company of the Helexia Group, with measures to prevent the loss of temperature in several equipments.

A Ewen criou equipamentos inovadores de isolamento térmico para a indústria: os e+Jackets. Os e+Jackets são capas isolantes que mantêm a temperatura do equipamento, evitando a perda de energia. Com design exclusivo e a possibilidade de serem personalizados, são confeccionados apenas com materiais de mais alta qualidade e manufaturados por artesãos dedicados.

Ewen created an innovative thermal insulation equipment for the industry: the e+Jackets. The e+Jackets are insulating covers that maintain the temperature of the equipment, preventing energy loss. With an exclusive design and the possibility of being personalized, they are made only with the highest quality materials and manufactured by dedicated craftspeople.

Na Dominó foram aplicados isolamentos customizados em cinco equipamentos que fazem parte do processo de secagem da fábrica e cujas superfícies se encontram a 140°C. Os e+Jackets são especialmente desenhados para facilitar a manutenção periódica durante a operação industrial. Neste projeto eles foram manufaturados com as formas reais dos equipamentos, para serem mais eficientes, reduzindo em 95% as perdas de calor e com ganhos de produtividade de 90% na atividade de manutenção (montagem/desmontagem).

At Dominó, customized insulation was applied to five types of equipment that are part of the factory's drying process and whose surfaces are at 140°C. e+Jackets are specially designed also to facilitate periodic maintenance during industrial operation. In this project, they were manufactured with the real shapes of the equipment, to be more efficient, reducing heat losses by 95% and with productivity gains of 90% in the maintenance activity (assembly/disassembly).

A redução da pegada carbónica da Dominó contribuirá para um aumento de competitividade devido à redução de custos e, através da sua responsabilidade ambiental, contribuir para um Planeta mais limpo.

The reduction of Dominó's carbon footprint will contribute to an increase in competitiveness due to cost reduction and, through its environmental responsibility, contribute to a cleaner Planet.







---

**pavimento** / floor tiles

ADVANCED CERAMICS

---





melt fog 88,6x88,6  
melt midnight 88,6x88,6

# melt

## Informação Técnica / Technical Information

**P** PRESTIGE  
Porcelanato Vidrado Pasta Corada  
Glazed Porcelain Full Color Body

**4** Resistência à Abrasão  
Abrasion Resistance

**V3** Destonificação  
Shading Variations

**R9** Resistência ao Escorregamento  
Anti-Slip Resistance

## Acabamento / Finish

**Mate** / Matte

## Aplicação / Application

**Interior, Exterior**

## Cores / Colors



Mint



Midnight



Fog



Volcan

## Formatos / Sizes



88,6x88,6  
34,9"x34,9"



60x60  
23,6"x23,6"



59x59  
23,2"x23,2"



**melt**  
Mate / Matte



melt volcan 88,6x88,6  
melt mint 88,6x88,6



# melt

Mate / Matte

## Cores / Colors



Mint



Midnight




Fog



Volcan

## Decors




Mosaico Melt Mint EML69  
30x30 - 11,8"x11,8" / E29



Mosaico Melt Midnight EML99  
30x30 - 11,8"x11,8" / E29

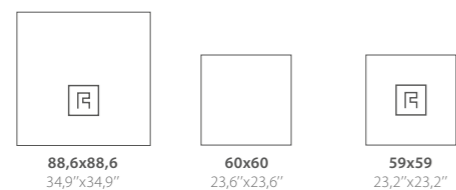


Mosaico Melt Fog EML19  
30x30 - 11,8"x11,8" / E29



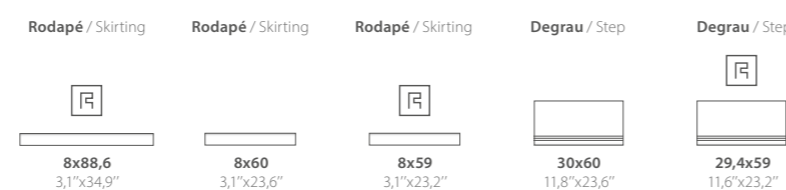
Mosaico Melt Volcan EML89  
30x30 - 11,8"x11,8" / E29

## Formatos / Sizes




	88,6x88,6 34,9"x34,9"	60x60 23,6"x23,6"	59x59 23,2"x23,2"
Mint	ML62 / C12	ML69 / C03	ML68 / C06
Midnight	ML92 / C12	ML99 / C03	ML98 / C06
Fog	ML12 / C12	ML19 / C03	ML18 / C06
Volcan	ML82 / C12	ML89 / C03	ML88 / C06
espessura (mm) thickness (mm)	10,8 / 10*	9 / 8*	9 / 8*
m <sup>2</sup> / caixa sqm / box	1,57	1,08 / 1,44*	1,04 / 1,39*
m <sup>2</sup> / pal sqm / pal	31,40 / 34,54*	34,56 / 46,08*	33,28 / 44,48*
kg / pal kg / pal	835 / 850*	682 / 803*	657 / 774*

## Outros / Others



Rodapé / Skirting	Rodapé / Skirting	Rodapé / Skirting	Degrau / Step	Degrau / Step
8x88,6 3,1"x34,9"	8x60 3,1"x23,6"	8x59 3,1"x23,2"	30x60 11,8"x23,6"	29,4x59 11,6"x23,2"
RML62 / E30	RML69 / E16	RML68 / E16	DML69 / E47	DML68 / E52
RML92 / E30	RML99 / E16	RML98 / E16	DML99 / E47	DML98 / E52
RML12 / E30	RML19 / E16	RML18 / E16	DML19 / E47	DML18 / E52
RML82 / E30	RML89 / E16	RML88 / E16	DML89 / E47	DML88 / E52



melt volcan 88,6x88,6  
melt mint 88,6x88,6





## ecoliving

### Informação Técnica / Technical Information

**P** PRESTIGE  
Porcelanato Vidrado Pasta Corada  
Glazed Porcelain Full Color Body

**4** Resistência à Abrasão  
Abrasion Resistance

**V1** Destonificação  
Shading Variations

### Acabamento / Finish

**Mate** / Matte

### Aplicação / Application

**Interior, Exterior**

### Cores / Colors




Pearl




Dark Grey



Anthracite



Greige



Craft

### Formatos / Sizes



59x118,2  
23,2"x46,5"



88,6x88,6  
34,9"x34,9"



88,6x88,6 PLUS  
34,9"x34,9"



60x60  
23,6"x23,6"



59x59  
23,2"x23,2"



30x60  
11,8"x23,6"














ecoliving  
Mate / Matte



ecoliving pearl 59x59



ecoliving pearl 88,6x88,6



## Cores / Colors



Pearl



Dark Grey



Anthracite




Greige



Craft

## Formatos / Sizes




	59x118,2 23,2"x46,5"	88,6x88,6 34,9"x34,9"	PLUS* 88,6x88,6 34,9"x34,9"	60x60 23,6"x23,6"	59x59 23,2"x23,2"	30x60 11,8"x23,6"
Pearl	OG01 / C12	OG02 / C12	OG03 / C14	OG09 / C03	OG08 / C06	OG06 / C01
Dark Grey	OG11 / C12	OG12 / C12	OG13 / C14	OG19 / C03	OG18 / C06	OG16 / C01
Anthracite	OG91 / C12	OG92 / C12	OG93 / C14	OG99 / C03	OG98 / C06	OG96 / C01
Greige	OG21 / C12	OG22 / C12	OG23 / C14	OG29 / C03	OG28 / C06	OG26 / C01
Craft	OG41 / C12	OG42 / C12	OG43 / C14	OG49 / C03	OG48 / C06	OG46 / C01
espessura (mm) thickness (mm)	11 / 10**	10,8 / 10**	10,8 / 10**	9 / 8**	9 / 8**	8,5 / 8,0**
m <sup>2</sup> / caixa sqm / box	1,39	1,57	1,57	1,08 / 1,44**	1,04 / 1,39**	1,44 / 1,62**
m <sup>2</sup> / pal sqm / pal	38,92 / 41,70**	31,40 / 34,54**	31,40 / 34,54**	34,56 / 46,08**	33,28 / 44,48**	57,60 / 64,80**
kg / pal kg / pal	1043 / 1016**	835 / 850**	835 / 850**	682 / 803**	657 / 774**	1077 / 1139**

\* Textura Antideslizante / Non Slip Finish  
\*\* Produções a partir de 2023 / Productions from 2023


## Decors



Mosaico Ecoliving Pearl EOG06  
30x30 . 11,8"x11,8" / E29



Mosaico Ecoliving Dark Grey EOG16  
30x30 . 11,8"x11,8" / E29



Mosaico Ecoliving Anthracite EOG96  
30x30 . 11,8"x11,8" / E29



Mosaico Ecoliving Greige EOG26  
30x30 . 11,8"x11,8" / E29



Mosaico Ecoliving Craft EOG46  
30x30 . 11,8"x11,8" / E29

## Outros / Others

	Rodapé / Skirting 8x88,6 3,1"x34,9"	Rodapé / Skirting 8x60 3,1"x23,6"	Rodapé / Skirting 8x59 3,1"x23,2"	Degrau / Step 30x60 11,8"x23,6"	Degrau / Step 29,4x59 11,6"x23,2"
Pearl	ROG02 / E30	ROG09 / E16	ROG08 / E16	DOG06 / E47	DOG08 / E52
Dark Grey	ROG12 / E30	ROG19 / E16	ROG18 / E16	DOG86 / E47	DOG88 / E52
Anthracite	ROG92 / E30	ROG99 / E16	ROG98 / E16	DOG16 / E47	DOG18 / E52
Greige	ROG22 / E30	ROG29 / E16	ROG28 / E16	DOG96 / E47	DOG98 / E52
Craft	ROG42 / E30	ROG49 / E16	ROG48 / E16	DOG16 / E47	DOG18 / E52





on-road fog 44,2x88,6  
on-road fog 88,6x88,6

## on-road

### Informação Técnica / Technical Information

**P** PRESTIGE  
Porcelanato Vidrado Pasta Corada  
Glazed Porcelain Full Color Body

**4** Resistência à Abrasão  
Abrasion Resistance

**V2** Destonificação  
Shading Variations

**PTV > 36** Baixo Risco de Escorregamento  
Low Slip Potential

**R10** Resistência ao Escorregamento  
Anti-Slip Resistance

**B** Resistência ao Escorregamento  
Anti-Slip Resistance


### Acabamento / Finish

Mate / Matte

### Aplicação / Application

Interior, Exterior

### Cores / Colors




Fog



Grey



Anthracite



Beige

### Formatos / Sizes



88,6x88,6  
34,9"x34,9"



44,2x88,6  
17,4"x34,9"



60x60  
23,6"x23,6"



60x60 PLUS  
23,6"x23,6"



30x60  
11,8"x23,6"




# on-road

Mate / Matte



on-road grey 88,6x88,6  
on-road detail fog 44,2x88,6





**on-road**

Mate / Matte



on-road built grey 88,6x88,6



on-road anthracite 88,6x88,6



# on-road

Mate / Matte



on-road detail beige 44,2x88,6



on-road beige 88,6x88,6



# on-road

Mate / Matte

Cores / Colors




Fog



Grey



On-Road Build Grey  
88,6 x 88,6 . 34,9"x34,9" / C13



Anthracite








Beige



On-Road Build Beige  
88,6 x 88,6 . 34,9"x34,9" / C13

Formatos / Sizes


				PLUS* 	
	88,6x88,6 34,9"x34,9"	44,2x88,6 17,4"x34,9"	60x60 23,6"x23,6"	60x60 23,6"x23,6"	30x60 11,8"x23,6"
Fog	OR12 / C12	OR11 / C09	OR19 / C03	OR13 / C04	OR16 / C01
Grey	OR42 / C12	OR41 / C09	OR49 / C03	OR43 / C04	OR46 / C01
Anthracite	OR92 / C12	OR91 / C09	OR99 / C03	OR93 / C04	OR96 / C01
Beige	OR22 / C12	OR21 / C09	OR29 / C03	OR23 / C04	OR26 / C01
Build Grey	OR45 / C12	-	-	-	-
Build Beige	OR25 / C12	-	-	-	-
espessura (mm) thickness (mm)	10,8 / 10**	10,8 / 10**	9 / 8**	9 / 8**	8,5 / 8,0**
m <sup>2</sup> / caixa sqm / box	1,57	1,17	1,08 / 1,44**	1,08 / 1,44**	1,44 / 1,62**
m <sup>2</sup> / pal sqm / pal	31,40 / 34,54**	31,59 / 35,10**	34,56 / 46,08**	34,56 / 46,08**	57,60 / 64,80**
kg / pal kg / pal	835 / 850**	799 / 821**	682 / 803**	682 / 803**	1077 / 1139**

\* Textura Antideslizante / Non Slip Finish  
\*\* Produções a partir de 2023 / Productions from 2023


Decors



Mosaico On-Road Fog EOR16  
30x30 . 11,8"x11,8" / E29



Mosaico On-Road Grey EOR46  
30x30 . 11,8"x11,8" / E29



Mosaico On-Road Anthracite EOR96  
30x30 . 11,8"x11,8" / E29



Mosaico On-Road Beige EOR26  
30x30 . 11,8"x11,8" / E29




Decor Waterloo CK45  
60x60 . 23,6"x23,6" / C05

€/m<sup>2</sup>

Decor Waterloo CK44  
59x59 . 23,2"x23,2" / C09

€/m<sup>2</sup>



On-Road Detail Fog OR14\*\*\*  
44,2 x 88,6 . 17,4"x34,9" / C09




€/m<sup>2</sup>



On-Road Detail Beige OR24\*\*\*  
44,2 x 88,6 . 17,4"x34,9" / C09

€/m<sup>2</sup>

Outros / Others

	Rodapé / Skirting 	Rodapé / Skirting 	Degrau / Step 
	8x88,6 3,1"x34,9"	8x60 3,1"x23,6"	30x60 11,8"x23,6"
Fog	ROR12 / E30	ROR19 / E16	DOR16 / E47
Grey	ROR42 / E30	ROR49 / E16	DOR46 / E47
Anthracite	ROR92 / E30	ROR99 / E16	DOR96 / E47
Beige	ROR22 / E30	ROR29 / E16	DOR26 / E47

\*\*\* Devido a condicionantes do processo produtivo, poderão existir diferenças na distância entre o padrão gráfico e o bordo da peça  
Due to constraints of the production process, there may be differences in the distance between the graphic pattern and the edge of the tile.





## newstreet

### Informação Técnica / Technical Information

**P** **PRESTIGE**  
Porcelanato Vidrado Pasta Corada  
Glazed Porcelain Full Color Body

**4** **Resistência à Abrasão**  
Abrasion Resistance

**V2** **Destonificação**  
Shading Variations

**R10** **Resistência ao Escorregamento**  
Anti-Slip Resistance

### Acabamento / Finish

**Mate** / Matte

### Aplicação / Application

**Interior, Exterior**

### Cores / Colors



Night



Smoke



Grey



Fog



Pearl

### Formatos / Sizes



88,6x88,6  
34,9"x34,9"



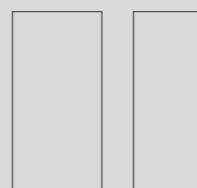
**R** 60x60  
23,6"x23,6"




60x60 PLUS  
23,6"x23,6"



**PRESTIGE** **R11** 59x59  
23,2"x23,2"



**R** 30x60  
11,8"x23,6"



**R** 29,4x59  
11,6"x23,2"



45x45  
18"x18"

**R** 9,7x9,7  
3,9"x3,9"




**newstreet**

Mate / Matte



newstreet night 60x60





**newstreet**

Mate / Matte






**newstreet**

Mate / Matte



newstreet grey 60x60



newstreet fog 60x60  
decor twenties 60x60



# newstreet

Mate / Matte

Cores / Colors



Night



Smoke



Grey



Fog



Pearl



Formatos / Sizes

			PLUS* 					
	88,6x88,6 34,9"x34,9"	60x60 23,6"x23,6"	60x60 23,6"x23,6"	59x59 23,2"x23,2"	30x60 11,8"x23,6"	29,4x59 11,6"x23,2"	45x45 18"x18"	9,7x9,7 3,9"x3,9"
Night	NW92 / C12	NW99 / C03	NW93 / C04	NW98 / C06	NW96 / C01	NW97 / C06	NW95 / C01	Taco TNW98 / C17
Smoke	-	NW59 / C03	-	NW58 / C06	NW56 / C01	NW57 / C06	NW55 / C01	Taco TNW58 / C17
Grey	NW42 / C12	NW49 / C03	NW43 / C04	NW48 / C06	NW46 / C01	NW47 / C06	NW45 / C01	Taco TNW48 / C17
Fog	NW12 / C12	NW19 / C03	NW13 / C04	NW18 / C06	NW16 / C01	NW17 / C06	NW15 / C01	Taco TNW18 / C17
Pearl	-	NW09 / C03	-	NW08 / C06	NW06 / C01	NW07 / C06	NW05 / C01	Taco TNW08 / C17
espessura (mm) thickness (mm)	10,8 / 10**	9 / 8**	9 / 8**	9 / 8**	8,5 / 8,0**	9 / 8**	9 / 8***	9 / 8***
m <sup>2</sup> / caixa sqm / box	1,57	1,08 / 1,44**	1,08 / 1,44**	1,04 / 1,39**	1,44 / 1,62**	1,39 / 1,56**	1,00 / 1,62***	0,56 / 0,62***
m <sup>2</sup> / pal sqm / pal	31,40 / 34,54**	34,56 / 46,08**	34,56 / 46,08**	33,28 / 44,48**	57,60 / 64,80**	44,48 / 49,92**	68,00 / 71,28***	62,72 / 69,44***
kg / pal kg / pal	835 / 850**	682 / 803**	682 / 803**	657 / 774**	1077 / 1139**	895 / 863**	1349 / 1222***	1289 / 1261***

\* Textura Antideslizante / Non Slip Finish  
\*\* Produções a partir de 2023 / Productions from 2023  
\*\*\* Produções a partir de 2021 / Productions from 2021

Decors




Decor Twenties NW10  
60x60 - 23,6"x23,6" / C04

€/m<sup>2</sup>



Mureto Newstreet 1 FMNW01  
32,6x59 - 12,8"x23,2" / E56



Mureto Newstreet 2 FMNW02  
32,6x59 - 12,8"x23,2" / E56



Taco Bizantine Grey TBY10  
9,7x9,7 - 3,9"x3,9" / C16



Outros / Others

	Rodapé / Skirting 	Rodapé / Skirting 	Rodapé / Skirting 	Rodapé / Skirting 	Degrau / Step 	Degrau / Step 
	8x88,6 3,1"x34,9"	8x60 3,1"x23,6"	8x59 3,1"x23,2"	7,5x45 3"x18"	29,4x59 11,6"x23,2"	29,4x59 11,6"x23,2"
Night	RNW92 / E30	RNW99 / E16	RNW98 / E16	RNW95 / E08	DNW97 / E68	DNW98 / E52
Smoke	-	RNW59 / E16	RNW58 / E16	RNW55 / E08	DNW57 / E68	DNW58 / E52
Grey	RNW42 / E30	RNW49 / E16	RNW48 / E16	RNW45 / E08	DNW47 / E68	DNW48 / E52
Fog	RNW12 / E30	RNW19 / E16	RNW18 / E16	RNW15 / E08	DNW17 / E68	DNW18 / E52
Pearl	-	RNW09 / E16	RNW08 / E16	RNW05 / E08	DNW07 / E68	DNW08 / E52





# lausanne

## Informação Técnica / Technical Information

**P** PRESTIGE  
Porcelanato Vidrado Pasta Corada  
Glazed Porcelain Full Color Body

**4** Resistência à Abrasão  
Abrasion Resistance

**V3** Destonificação  
Shading Variations

**R10** Resistência ao Escorregamento  
Anti-Slip Resistance

**B** Resistência ao Escorregamento  
Anti-Slip Resistance

## Acabamento / Finish

**Mate** / Matte

## Aplicação / Application

**Interior, Exterior**

## Cores / Colors



Beige



Brown



Grey

## Formatos / Sizes



59x118,2  
23,2"x46,5"



60x60  
23,6"x23,6"



59x59  
23,2"x23,2"



30x60  
11,8"x23,6"



lausanne

Mate / Matte

lausanne beige 59x118,2  
lausanne beige 59x59  
mosaico lausanne beige 30x30



# lausanne

Mate / Matte

Cores / Colors



Beige



Brown



Grey


Decors



Mosaico Lausanne Beige ELS26  
30x30 . 11,8"x11,8" / E29

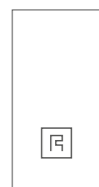


Mosaico Lausanne Brown ELS46  
30x30 . 11,8"x11,8" / E29



Mosaico Lausanne Grey ELS16  
30x30 . 11,8"x11,8" / E29

Formatos / Sizes



59x118,2  
23,2"x46,5"



60x60  
23,6"x23,6"



59x59  
23,2"x23,2"



30x60  
11,8"x23,6"

	59x118,2 23,2"x46,5"	60x60 23,6"x23,6"	59x59 23,2"x23,2"	30x60 11,8"x23,6"
Beige	LS22 / C12	LS29 / C03	LS28 / C06	LS26 / C01
Brown	LS42 / C12	LS49 / C03	LS48 / C06	LS46 / C01
Grey	LS12 / C12	LS19 / C03	LS18 / C06	LS16 / C01

espessura (mm) thickness (mm)	11/10*	9/8*	9 / 8*	8,5 / 8,0*
m <sup>2</sup> / caixa sqm / box	1,39	1,08 / 1,44*	1,04 / 1,39*	1,44 / 1,62*
m <sup>2</sup> / pal sqm / pal	38,92 / 41,70*	34,56 / 46,08*	33,28 / 44,48*	57,60 / 64,80*
kg / pal kg / pal	1043 / 1016*	682 / 803*	657 / 774*	1077 / 1139*

Outros / Others

Rodapé / Skirting

8x60  
3,1"x23,6"

RLS29 / E16

Rodapé / Skirting



8x59  
3,1"x23,2"

RLS28 / E16

Degrau / Step



30x60  
11,8"x23,6"

DLS26 / E47

RLS49 / E16


RLS48 / E16

DLS46 / E47

RLS19 / E16

RLS18 / E16

DLS16 / E47



lausanne beige 59x118,2  
lausanne beige 59x59 mosaico  
lausanne beige 30x30





# kasbah

## Informação Técnica / Technical Information

**P** PRESTIGE  
Porcelanato Vidrado Pasta Corada  
Glazed Porcelain Full Color Body

**4** Resistência à Abrasão  
Abrasion Resistance

**V3** Destonificação  
Shading Variations

**R10** Resistência ao Escorregamento  
Anti-Slip Resistance

**PTV > 36** Baixo Risco de Escorregamento  
Low Slip Potential

## Acabamento / Finish

**Mate** / Matte

## Aplicação / Application

**Interior, Exterior**

## Cores / Colors



Anthracite



Light Grey



Pearl



Cotto



Cream


## Formatos / Sizes



88,6x88,6  
34,9"x34,9"



60x60  
23,6"x23,6"



60x60 PLUS  
23,6"x23,6"



59x59  
23,2"x23,2"



**kasbah**

Mate / Matte





**kasbah**

Mate / Matte



kasbah pearl 60x60  
paint grey 33x33




kasbah cream 60x60



**kasbah**  
Mate / Matte



kasbah anthracite 60x60



kasbah cotto 60x60




# kasbah

Mate / Matte

Cores / Colors



Anthracite



Light Grey



Pearl

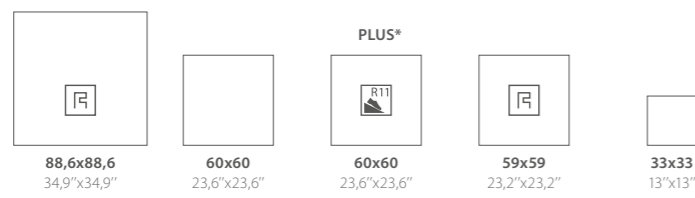


Cotto



Cream

Formatos / Sizes




	88,6x88,6 34,9"x34,9"	60x60 23,6"x23,6"	60x60 PLUS* 23,6"x23,6"	59x59 23,2"x23,2"	33x33 13"x13"
Anthracite	KA92 / C12	KA99 / C03	KA93 / C04	KA98 / C06	-
Light Grey	KA12 / C12	KA19 / C03	KA13 / C04	KA18 / C06	-
Pearl	KA02 / C12	KA09 / C03	KA03 / C04	KA08 / C06	-
Cotto	KA82 / C12	KA89 / C03	KA83 / C04	KA88 / C06	-
Cream	KA22 / C12	KA29 / C03	KA23 / C04	KA28 / C06	-
Paint Cream	-	-	-	-	PT20 / M13
Paint Grey	-	-	-	-	PT10 / M13
espessura (mm) thickness (mm)	10,8 / 10**	9	9	9	7,8
m <sup>2</sup> / caixa sqm / box	1,57	1,08	1,08	1,04	1,40
m <sup>2</sup> / pal sqm / pal	31,40 / 34,54**	34,56	34,56	33,28	64,40
kg / pal kg / pal	835 / 850**	682	682	657	1089

\* Textura Antideslizante / Non Slip Finish  
\*\* Produções a partir de 2023 / Productions from 2023

Outros / Others

Rodapé / Skirting	Rodapé / Skirting	Rodapé / Skirting	Degrau / Step
8x88,6 3,1"x34,9"	8x60 3,1"x23,6"	8x59 3,1"x23,2"	30x60 11,8"x23,6"
RKA92 / E30	RKA99 / E16	RKA98 / E16	DKA96 / E47
RKA12 / E30	RKA19 / E16	RKA18 / E16	DKA16 / E47
RKA02 / E30	RKA09 / E16	RKA08 / E16	DKA06 / E47
RKA82 / E30	RKA89 / E16	RKA88 / E16	DKA86 / E47
RKA22 / E30	RKA29 / E16	RKA28 / E16	DKA26 / E47

Decors




Mosaico Kasbah Anthracite EKA96  
30x30 . 11,8"x11,8" / E29



Paint Cream PT20  
33x33 . 13"x13" / M13



Mosaico Paint Cream EPT20  
33x33 . 13"x13" / P29



Mosaico Kasbah Light Grey EKA16  
30x30 . 11,8"x11,8" / E29




Paint Grey PT10  
33x33 . 13"x13" / M13




Mosaico Paint Grey EPT10  
33x33 . 13"x13" / P29



Mosaico Kasbah Pearl EKA06  
30x30 . 11,8"x11,8" / E29



Mosaico Kasbah Cotto EKA86  
30x30 . 11,8"x11,8" / E29



Mosaico Kasbah Cream EKA26  
30x30 . 11,8"x11,8" / E29





everstone grey 30x60  
everstone grey 60x60



everstone grey 60x60

## everstone

### Informação Técnica / Technical Information

**P** PRESTÍGIO  
Porcelanato Vidrado Pasta Corada  
Glazed Porcelain Full Color Body

**4** Resistência à Abrasão  
Abrasion Resistance

**V2** Destonificação  
Shading Variations

**R9** Resistência ao Escorregamento  
Anti-Slip Resistance


### Acabamento / Finish

**Mate** / Matte

### Aplicação / Application

**Interior, Exterior**

### Cores / Colors



Grey



Anthracite



Cream



Army

### Formatos / Sizes



60x60  
23,6" x 23,6"



59x59  
23,2" x 23,2"



30x60  
11,8" x 23,6"



29,4x59  
11,6" x 23,2"



29,4x29,4  
11,6" x 11,6"



14,6x14,6  
5,7" x 5,7"



**everstone**

Mate / Matte



everstone grey 14,6x14,6  
everstone grey 29,4x59




everstone grey 14,6x14,6




# everstone

Mate / Matte

Cores / Colors



Grey



Anthracite




Cream




Army

Decors




Mosaico Everstone Grey EVR15  
30x30 - 11,8"x11,8" / E28



Mosaico Everstone Anthracite EVR95  
30x30 - 11,8"x11,8" / E28

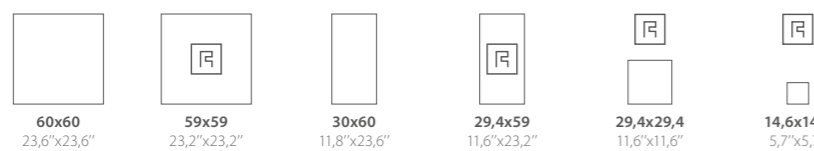


Mosaico Everstone Cream EVR25  
30x30 - 11,8"x11,8" / E28



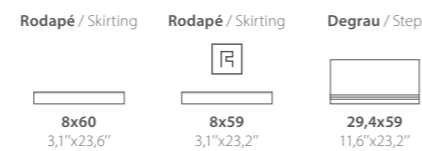
Mosaico Everstone Army EVR65  
30x30 - 11,8"x11,8" / E28

Formatos / Sizes




	60x60 23,6"x23,6"	59x59 23,2"x23,2"	30x60 11,8"x23,6"	29,4x59 11,6"x23,2"	29,4x29,4 11,6"x11,6"	14,6x14,6 5,7"x5,7"
Grey	VR19 / C03	VR18 / C06	VR16 / C01	VR17 / C06	VR12 / C08	VR11 / C10
Anthracite	VR99 / C03	VR98 / C06	VR96 / C01	VR97 / C06	VR92 / C08	VR91 / C10
Cream	VR29 / C03	VR28 / C06	VR26 / C01	VR27 / C06	VR22 / C08	VR21 / C10
Army	VR69 / C03	VR68 / C06	VR66 / C01	VR67 / C06	VR62 / C08	VR61 / C10
espessura (mm) thickness (mm)	9 / 8*	9 / 8*	8,5 / 8,0*	9 / 8*	9 / 8*	9 / 8*
m <sup>2</sup> / caixa sqm / box	1,08 / 1,44*	1,04 / 1,39*	1,44 / 1,62*	1,39 / 1,56*	1,21 / 1,38*	0,68 / 0,77*
m <sup>2</sup> / pal sqm / pal	34,56 / 46,08*	33,28 / 44,48*	57,60 / 64,80*	44,48 / 49,92*	45,98 / 52,44*	34,68 / 39,27*
kg / pal kg / pal	682 / 803*	657 / 774*	1077 / 1139*	895 / 863**	896 / 910*	686 / 686*

Outros / Others




Rodapé / Skirting	Rodapé / Skirting	Degrau / Step
8x60 3,1"x23,6"	8x59 3,1"x23,2"	29,4x59 11,6"x23,2"
RVR19 / E16	RVR18 / E16	DVR17 / E52
RVR99 / E16	RVR98 / E16	DVR97 / E52
RVR29 / E16	RVR28 / E16	DVR27 / E52
RVR69 / E16	RVR68 / E16	DVR67 / E52







urban black 60x60  
urban light grey 60x60



## urban

### Informação Técnica / Technical Information

**HARDLINE**  
Grés Porcelanato Vidrado  
Glazed Porcelain Tiles

**4** Resistência à Abrasão  
Abrasion Resistance

**V2** Destonificação  
Shading Variations


### Acabamento / Finish

**Mate** / Matte

### Aplicação / Application

**Interior, Exterior**

### Cores / Colors




Black



Anthracite



Light Grey



Beige

### Formatos / Sizes



60x60  
23,6" x 23,6"



30x60  
11,8" x 23,6"



45x45  
18" x 18"



**urban**  
Mate / Matte






**urban**  
Mate / Matte



urban anthracite 60x60  
mosaico urban anthracite 30x30



decor époque 60x60



# urban

Mate / Matte

## Cores / Colors



Black



Anthracite



Light Grey



Beige

## Formatos / Sizes



60x60  
23,6"x23,6"



30x60  
11,8"x23,6"



45x45  
18"x18"

	60x60 23,6"x23,6"	30x60 11,8"x23,6"	45x45 18"x18"
Black	UB90 / M18	UB95 / M14	UB94 / M14
Anthracite	UB13 / M18	UB15 / M14	UB16 / M14
Light Grey	UB10 / M18	UB11 / M14	UB14 / M14
Beige	UB20 / M18	UB25 / M14	UB24 / M14
espessura (mm) thickness (mm)	9 / 8*	8,5 / 8,0*	9 / 8**
m <sup>2</sup> / caixa sqm / box	1,08 / 1,44*	1,44 / 1,62*	1,00 / 1,62**
m <sup>2</sup> / pal sqm / pal	34,56 / 46,08*	57,60 / 64,80*	68,00 / 71,28**
kg / pal kg / pal	682 / 803*	1077 / 1139*	1349 / 1222**

## Outros / Others

Rodapé / Skirting



8x60  
3,1"x23,6"

RUB90 / P13

Rodapé / Skirting



7,5x45  
3"x18"

RUB94 / P06

RUB13 / P13

RUB10 / P13

RUB20 / P13


RUB16 / P06

RUB14 / P06

RUB24 / P06


RUB14 / P06

## Decors




Decor Époque UB91  
60x60 - 23,6"x23,6" / M19


€/m<sup>2</sup>




Mosaico Urban Black EUB94  
30x30 - 11,8"x11,8" / P25



Mosaico Urban Anthracite EUB16  
30x30 - 11,8"x11,8" / P25



Mosaico Urban Light Grey EUB14  
30x30 - 11,8"x11,8" / P25



Mosaico Urban Beige EUB24  
30x30 - 11,8"x11,8" / P25

\* Produções a partir de 2023 / Productions from 2023

\*\* Produções a partir de 2021 / Productions from 2021





lodge brown 19x118,2  
decor lodge brown 29,4x59



decor lodge brown 29,4x59

## lodge

### Informação Técnica / Technical Information

**P** PRESTIGE  
Porcelanato Vidrado Pasta Corada  
Glazed Porcelain Full Color Body

**R** Rectificado  
Rectified

**V3** Destonificação  
Shading Variations

**4** Resistência à Abrasão  
Abrasion Resistance

**PTV > 36** Baixo Risco de Escorregamento  
Low Slip Potential

**R10** Resistência ao Escorregamento  
Anti-Slip Resistance


### Acabamento / Finish

**Mate** / Matte


### Aplicação / Application

**Interior, Exterior**


### Cores / Colors



Beige



Brown



Dark Brown

### Formatos / Sizes



19x118,2  
7,5"x46,5"



19x118,2 PLUS  
7,5"x46,5"






**lodge**  
Mate / Matte



lodge beige 19x118,2



lodge beige 19x118,2



# lodge

Mate / Matte

## Cores / Colors



Beige



Brown



Dark Brown

## Decors



Decor Lodge Beige ELG22  
29,4x59 - 11,6"x23,2" / E62



Decor Lodge Brown ELG42  
29,4x59 - 11,6"x23,2" / E62



Decor Lodge Dark Brown ELG92  
29,4x59 - 11,6"x23,2" / E62

## Formatos / Sizes



19x118,2  
7,5"x46,5"



19x118,2  
7,5"x46,5"

R11  
PLUS\*

## Outros / Others

Rodapé / Skirting

8x59  
3,1"x23,2"

Beige	LG22 / C10	LG29 / C11	RLG22 / E17
Brown	LG42 / C10	LG49 / C11	RLG42 / E17
Dark Brown	LG92 / C10	LG99 / C11	RLG92 / E17
espessura (mm) thickness (mm)	11 / 10**	11 / 10**	
m <sup>2</sup> / caixa sqm / box	0,90	0,90	
m <sup>2</sup> / pal sqm / pal	43,20 / 45,00**	43,20 / 45,00**	
kg / pal kg / pal	1158 / 1098**	1158 / 1098**	

\* Textura Antideslizante / Non Slip Finish

\*\* Produções a partir de 2023 / Productions from 2023

A Domínio recomenda a consulta dos esquemas e sugestões de aplicação, presentes na página 282 / Dominó recommends consulting the diagrams and application suggestions, provided on page 282



lodge dark brown 19x118,2





nordic grey 20x90  
one white 34x91,5  
one wave grey 34x91,5

# nordic

## Informação Técnica / Technical Information

**HARDLINE**  
Grés Porcelanato Vidrado  
Glazed Porcelain Tiles

**4** Resistência à Abrasão  
Abrasion Resistance

**V2** Destonificação  
Shading Variations


## Acabamento / Finish

**Mate** / Matte


## Aplicação / Application

**Interior, Exterior**

## Cores / Colors




Grey



Beige



Caramel



Brown

## Formatos / Sizes



**20x90**  
7,9"x35,4"



**20x90 PLUS**  
7,9"x35,4"





nordic  
Mate / Matte





# nordic

Mate / Matte

Cores / Colors



Grey

Beige

Caramel

Brown

Formatos / Sizes



20x90  
7,9"x35,4"



20x90  
7,9"x35,4"



Outros / Others

Rodapé / Skirting

7,5x44  
3"x17,3"

Grey	NR16 / M19	NR13 / M20	RNR16 / P11
Beige	NR26 / M19	NR23 / M20	RNR26 / P11
Caramel	NR76 / M19	NR73 / M20	RNR76 / P11
Brown	NR46 / M19	NR43 / M20	RNR46 / P11
espessura (mm) thickness (mm)	9,5 / 9**	9,5 / 9**	
m <sup>2</sup> / caixa sqm / box	1,08 / 1,26**	1,08 / 1,26**	
m <sup>2</sup> / pal sqm / pal	58,32 / 68,04**	58,32 / 68,04**	
kg / pal kg / pal	1213 / 1338**	1213 / 1338**	

\* Textura Antideslizante / Non Slip Finish

\*\* Produções a partir de 2023 / Productions from 2023

A Dominó recomenda a consulta dos esquemas e sugestões de aplicação, presentes na página 282 / Dominó recommends consulting the diagrams and application suggestions, provided on page 282



nordic beige 20x90





## feel good

### Informação Técnica / Technical Information

**HARDLINE**  
Grés Porcelanato Vidrado  
Glazed Porcelain Tiles

**4**  
Resistência à Abrasão  
Abrasion Resistance

**V2**  
Destonificação  
Shading Variations

**R10**  
Resistência ao Escorregamento  
Anti-Slip Resistance

**PTV > 36**  
Baixo Risco de Escorregamento  
Low Slip Potential


### Acabamento / Finish

**Mate** / Matte

### Aplicação / Application

**Interior, Exterior**

### Cores / Colors



Caviar




Milk



Tea



Nut



Caramel

### Formatos / Sizes



20x90  
7,9"x35,4"



14,5x88,2  
5,7"x34,7"





feel good

Mate / Matte



feel good nut 14,5x88,2



feel good caramel 14,5x88,2




feel good

Mate / Matte



feel good nut 20x90



feel good milk 14,5x88,2



# feel good

Mate / Matte

Cores / Colors



Caviar Milk Tea Nut Caramel

Formatos / Sizes



20x90  
7,9"x35,4"



14,5x88,2  
5,7"x34,7"

Caviar	OD16 / M19	OD12 / M21
Milk	OD06 / M19	OD02 / M21
Tea	OD26 / M19	OD22 / M21
Nut	OD46 / M19	OD42 / M21
Caramel	OD76 / M19	OD72 / M21
espessura (mm) thickness (mm)	9	10,5
m <sup>2</sup> / caixa sqm / box	1,26	1,02
m <sup>2</sup> / pal sqm / pal	68,04	53,04
kg / pal kg / pal	1338	1250

Outros / Others

Rodapé / Skirting

7,5x44  
3"x17,3"

ROD19 / P10
ROD09 / P10
ROD29 / P10
ROD49 / P10
ROD79 / P10



feel good tea 14,5x88,2





## topdeck / prodeck

### Informação Técnica / Technical Information

**HARDLINE**  
Grés Porcelanato Vidrado  
Glazed Porcelain Tiles

**4**  
Resistência à Abrasão  
Abrasion Resistance

**V1**  
Destonificação  
Shading Variations

**R12**  
Resistência ao Escorregamento  
Anti-Slip Resistance

**PTV > 36**  
Baixo Risco de Escorregamento  
Low Slip Potential


### Acabamento / Finish

**Mate** / Matte

### Aplicação / Application

**Interior, Exterior**

### Cores / Colors




Topdeck Grey




Topdeck Brown




Topdeck Wengué



Prodeck Grey



Prodeck Brown



Prodeck Wengué

### Formatos / Sizes



**20x90**  
7,9"x35,4"



**15x60**  
5,9"x23,6"



topdeck / prodeck  
Mate / Matte





# topdeck / prodeck


Mate / Matte

Cores / Colors



Topdeck Grey 



Topdeck Brown 



Topdeck Wengué 



Prodeck Grey



Prodeck Brown



Prodeck Wengué

Formatos / Sizes




20x90  
7,9"x35,4"



15x60  
5,9"x23,6"



Topdeck Grey	OK16 / M19	-
Topdeck Brown	OK46 / M19	-
Topdeck Wengué	OK49 / M19	-
Prodeck Grey	-	DK11 / M18
Prodeck Brown	-	DK41 / M18
Prodeck Wengué	-	DK47 / M18
espessura (mm) thickness (mm)	9	9,3 / 9*
m <sup>2</sup> / caixa sqm / box	1,26	1,08 / 1,08*
m <sup>2</sup> / pal sqm / pal	68,04	43,20 / 43,20*
kg / pal kg / pal	1338	884 / 857*



prodeck brown 15x60





## roc

### Informação Técnica / Technical Information

**HARDLINE**  
Grês Porcelanato Vidrado  
Glazed Porcelain Tiles

**4** Resistência à Abrasão  
Abrasion Resistance

**V4** Destonificação  
Shading Variations

### Acabamento / Finish

**Mate** / Matte

### Aplicação / Application

**Interior, Exterior**


### Cores / Colors



Pearl



Grey



Gold

### Formatos / Sizes



**60x60**  
23,6" x 23,6"



**30x60**  
11,8" x 23,6"



**16,5x33**  
6,5" x 13"



# ROC

Mate / Matte

## Cores / Colors



Pearl



Grey



Gold

## Decors



Mosaico Roc Pearl ERC06  
30x30 - 11,8"x11,8" / P26



Mosaico Roc Grey ERC16  
30x30 - 11,8"x11,8" / P26



Mosaico Roc Gold ERC76  
30x30 - 11,8"x11,8" / P26

## Formatos / Sizes



60x60  
23,6"x23,6"



30x60  
11,8"x23,6"



16,5x33  
6,5"x13"

Pearl	RC09 / M18	RC06 / M14	RC02 / M16
Grey	RC19 / M18	RC16 / M14	RC12 / M16
Gold	RC79 / M18	RC76 / M14	RC72 / M16
espessura (mm) thickness (mm)	8	8	8,5
m <sup>2</sup> / caixa sqm / box	1,44	1,62	0,66
m <sup>2</sup> / pal sqm / pal	46,08	64,80	45,54
kg / pal kg / pal	803	1139	727

## Outros / Others

### Rodapé / Skirting



8x60  
3,1"x23,6"

RRC09 / P13

RRC19 / P13

RRC79 / P13

### Degrau / Step




30x60  
11,8"x23,6"

DRC06 / P45

DRC16 / P45

DRC76 / P45



roc pearl 60x60  
roc pearl 16,5x33





portú beige 16,5x33  
portú multicolor 16,5x33



## portú

### Informação Técnica / Technical Information

**HARDLINE**  
Grés Porcelanato Vidrado  
Glazed Porcelain Tiles

**4**  
Resistência à Abrasão  
Abrasion Resistance

**V4**  
Destonificação  
Shading Variations

**R10**  
Resistência ao Escorregamento  
Anti-Slip Resistance

**PTV > 36**  
Baixo Risco de Escorregamento  
Low Slip Potential

### Acabamento / Finish

**Mate** / Matte

### Aplicação / Application

**Interior, Exterior**

### Cores / Colors



White



Beige



Multicolor

### Formatos / Sizes



16,5x33  
6,5"x13"



# portú

Mate / Matte

## Cores / Colors



White



Beige



Multicolor

## Formatos / Sizes



16,5x33  
6,5"x13"

Pearl	PO02 / M16
Grey	PO22 / M16
Anthracite	PO42 / M16
espessura (mm) thickness (mm)	8,5
m <sup>2</sup> / caixa sqm / box	0,66
m <sup>2</sup> / pal sqm / pal	45,54
kg / pal kg / pal	727



portú white 16,5x33





garland grey 45x45



## garland

### Informação Técnica / Technical Information

**HARDLINE**  
Grés Porcelanato Vidrado  
Glazed Porcelain Tiles

**V4**  
Destonificação  
Shading Variations

**PTV > 36**  
Baixo Risco de Escorregamento  
Low Slip Potential

**5**  
Resistência à Abrasão  
Abrasion Resistance

**R11**  
Resistência ao Escorregamento  
Anti-Slip Resistance

### Acabamento / Finish

**Mate** / Matte

### Aplicação / Application

**Interior, Exterior**

### Cores / Colors



Grey



Stone



Pearl

### Formatos / Sizes



30x60  
11,8"x23,6"



45x45  
18"x18"



33x33  
13"x13"



16,5x16,5  
6,5"x6,5"



**garland**  
Mate / Matte






garland  
Mate / Matte



garland stone 33x33



garland stone 30x60



# garland

Mate / Matte

## Cores / Colors



Grey



Stone



Pearl

## Decors



Mosaico Garland Grey ERL11  
33x33 - 13"x13" / P26



Mosaico Garland Stone ERL60  
33x33 - 13"x13" / P26



Mosaico Garland Pearl ERL01  
33x33 - 13"x13" / P26

## Formatos / Sizes



30x60  
11,8"x23,6"



45x45  
18"x18"



33x33  
13"x13"



16,5x16,5  
6,5"x6,5"

	30x60 11,8"x23,6"	45x45 18"x18"	33x33 13"x13"	16,5x16,5 6,5"x6,5"
Grey	RL13 / M15	RL15 / M15	RL11 / M11	RL16 / M18
Stone	RL63 / M15	RL65 / M15	RL60 / M11	RL66 / M18
Pearl	RL03 / M15	RL05 / M15	RL01 / M11	RL06 / M18
espessura (mm) thickness (mm)	8,5 / 8,0*	9 / 8**	7,8	7,8
m <sup>2</sup> / caixa sqm / box	1,44 / 1,62*	1,00 / 1,62**	1,40	0,66
m <sup>2</sup> / pal sqm / pal	57,60 / 64,80*	68,00 / 71,28**	64,40	47,52
kg / pal kg / pal	1077 / 1139*	1349 / 1222**	1089	797

## Outros / Others

### Rodapé / Skirting



7,5x33  
3"x13"

RRL11 / P03	DRL11 / P35
RRL60 / P03	DRL60 / P35
RRL01 / P03	DRL01 / P35

### Degrau / Step



33x33  
13"x13"

RRL11 / P03	DRL11 / P35
RRL60 / P03	DRL60 / P35
RRL01 / P03	DRL01 / P35



garland pearl 45x45

\* Produções a partir de 2023 / Productions from 2023  
\*\* Produções a partir de 2021 / Productions from 2021



# forma

Mate / Matte

Cores / Colors



Pearl



Grey



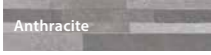



Anthracite

Formatos / Sizes



29,4x59  
11,6"x23,2"

 Pearl	FM07 / C06
 Grey	FM17 / C06
 Anthracite	FM97 / C06
<b>espessura (mm)</b> thickness (mm)	9
<b>m<sup>2</sup> / caixa</b> sqm / box	1,39
<b>m<sup>2</sup> / pal</b> sqm / pal	44,48
<b>kg / pal</b> kg / pal	895



forma anthracite 29,4x59





## paint

### Informação Técnica / Technical Information

**HARDLINE**  
Grés Porcelanato Vidrado  
Glazed Porcelain Tiles

**V4** Destonificação  
Shading Variations

### Acabamento / Finish

**Mate** / Matte

### Aplicação / Application

**Interior, Exterior**

### Cores / Colors



Cream



Grey

### Formatos / Sizes



33x33  
13"x13"



# paint

Mate / Matte

## Cores / Colors



Cream



Grey

## Decors



Mosaico Paint Cream EPT20  
33x33 - 13"x13" / P29




Mosaico Paint Grey EPT10  
33x33 - 13"x13" / P29

## Formatos / Sizes



33x33  
13"x13"

Cream	PT20 / M13
Grey	PT10 / M13
espessura (mm) thickness (mm)	7,8
m <sup>2</sup> / caixa sqm / box	1,40
m <sup>2</sup> / pal sqm / pal	64,40
kg / pal kg / pal	1089



paint cream 33x33



# santa fé

Mate / Matte

Cores / Colors



Verde



Castanho



Dourado






Bege




Branco




Formatos / Sizes

	 33x33 13"x13"	 16,5x33 6,5"x13"	 16,5x16,5 6,5"x6,5"
Verde	TF60 / M13	TF63 / M16	TF66 / M19
Castanho	TF40 / M13	TF43 / M16	TF46 / M19
Dourado	TF70 / M13	TF73 / M16	TF76 / M19
Bege	TF20 / M13	TF23 / M16	TF26 / M19
Branco	TF01 / M13	TF03 / M16	TF06 / M19
espessura (mm) thickness (mm)	9	9	9
m <sup>2</sup> / caixa sqm / box	1,40	1,20	0,66
m <sup>2</sup> / pal sqm / pal	64,40	43,20	47,52
kg / pal kg / pal	1147	740	897

Outros / Others

Rodapé / Skirting
 7,5x33 3"x13"
R3TF60 / P03
R3TF40 / P03
R3TF70 / P03
R3TF20 / P03
R3TF01 / P03

Mesma espessura para todas as medidas / Same thickness for all measures



santa fé bege 33x33  
santa fé bege 16,5x33  
santa fé bege 16,5x16,5



---

**revestimento** / wall tiles






look grey 34x91,5  
 look oxide blue 34x91,5  
 urban anthracite 60x60



look blue 34x91,5

# look

## Informação Técnica / Technical Information

 Revestimento Pasta Branca  
 White Body Wall Tiles

## Acabamento / Finish

Mate / Matte

## Aplicação / Application

Interior

## Cores / Colors



Blue

Green

Cherry

Grey

White

Beige

## Formatos / Sizes



34x91,5  
 13,4"x36"



look  
Mate / Matte




look cherry 34x91,5  
look line beige 34x91,5  
lisbon craft 60x60



**look**  
Mate / Matte



look green 34x91,5  
look white 34x91,5  
lisbon beige 60x60



look oxide green 34x91,5



## Cores / Colors




Blue




Grey




Green



White



Cherry



Beige

## Formatos / Sizes



34x91,5  
13,4"x36"



60x60  
23,6"x23,6"

Blue	LK58R / R19	-
Green	LK68R / R19	-
Cherry	LK88R / R20	-
Grey	LK18R / R19	-
White	LK08R / R19	-
Beige	LK28R / R19	-
Lisbon Beige	-	LI29 / M18
Lisbon Craft	-	LI49 / M18
espessura (mm) thickness (mm)	10	9 / 8*
m <sup>2</sup> / caixa sqm / box	1,24	1,08 / 1,44*
m <sup>2</sup> / pal sqm / pal	59,52	34,56 / 46,08*
kg / pal kg / pal	1103	682 / 803*

\* Produções a partir de 2023 / Productions from 2023

## Decors



Look Oxide Blue LK54R  
34x91,5 . 13,4"x36" / R20

€/m<sup>2</sup>



Look Line White LK03R  
34x91 . 13,4"x36" / R20

€/m<sup>2</sup>



Look Oxide Green LK64R  
34x91,5 . 13,4"x36" / R20

€/m<sup>2</sup>




Look Line Beige LK23R  
34x91 . 13,4"x36" / R20

€/m<sup>2</sup>

## Combinação Cerâmica Recomendada / Recommended Ceramic Tiles Combination



Blue



White



Oxide Blue

urban (pág.66)



Light Grey



Anthracite



Milk



Caviar

feel good (pág.86)



Grey



White

urban (pág.66)



Light Grey



Anthracite



Milk



Caviar


feel good (pág.86)



Green



White



Oxide Green

feel good (pág.86)



Tea



Caramel



Beige



Craft

lisbon (pág.133)



Cherry



White

feel good (pág.86)



Tea



Caramel



Beige



Craft

lisbon (pág.133)

## Pavimento Coordenado / Matching Floor



Lisbon Beige




Lisbon Craft





# one

## Informação Técnica / Technical Information

 **Revestimento Pasta Branca**  
White Body Wall Tiles


## Acabamento / Finish

**Mate** / Matte


## Aplicação / Application

**Interior**


## Cores / Colors



White



Beige



Grey

## Formatos / Sizes



34x91,5  
13,4"x36"



32,5x90  
12,8"x35,4"



one beige 34x91,5  
one wave beige 34x91,5  
nordic caramel 20x90



one

Matte



one white 34x91,5  
one shapes colors 34x91,5  
nordic brown 20x90





**one**  
Mate / Matte



one white 34x91,5  
one wave grey 34x91,5  
nordic grey 20x90



**one**  
Mate / Matte



one wave grey 34x91,5  
nordic grey 20x90



one tropical grey 34x91,5




Cores / Colors



White



Beige



Grey

Formatos / Sizes



34x91,5  
13,4"x36"




32,5x90  
12,8"x35,4"

White	ON08R / R19	ON09R / R21
Beige	ON28R / R19	ON29R / R21
Grey	ON18R / R19	ON19R / R21
espessura (mm) thickness (mm)	11 / 10*	11 / 10*
m <sup>2</sup> / caixa sqm / box	1,24	1,17
m <sup>2</sup> / pal sqm / pal	24,80 / 59,52*	23,40 / 56,16*
kg / pal kg / pal	519 / 1103*	489 / 1037*

\* Produções a partir de 2023 / Productions from 2023

Decors



One Wave White ON05R  
34x91,5 . 13,4"x36" / R20

€/m<sup>2</sup>



One Shapes Colors ON41R  
34x91,5 . 13,4"x36" / R20

€/m<sup>2</sup>

One Shapes Colors ON42R  
32,5x90 . 12,8"x35,4" / R22



One Wave Grey ON15R  
34x91,5 . 13,4"x36" / R20

€/m<sup>2</sup>



One Tropical Grey ON17R  
34x91,5 . 13,4"x36" / R20


€/m<sup>2</sup>

One Tropical Grey ON16R  
32,5x90 . 12,8"x35,4" / R22



One Wave Beige ON25R  
34x91,5 . 13,4"x36" / R20

€/m<sup>2</sup>



One Tropical Beige ON27R  
34x91,5 . 13,4"x36" / R20

€/m<sup>2</sup>

One Tropical Beige ON26R  
32,5x90 . 12,8"x35,4" / R22



Pavimento Recomendado / Recommended Floor

ecoliving (pág.14)



Anthracite

Dark Grey

Pearl

Greige

Craft

Fog

Grey

Anthracite

Beige

on-road (pág.24)

urban (pág.66)



Black

Anthracite

Light Grey

Beige

Beige

Brown

Dark Brown

lodge (pág.74)

nordic (pág.80)



Grey

Beige

Caramel

Brown

feel good (pág.86)



Caviar

Nut

Tea

Caramel






uptown cherry 34x91,5  
 uptown white 34,91,5  
 uptown form wood 34x91,5  
 feel good caramel 14,5x88,2

# uptown

## Informação Técnica / Technical Information

 **Revestimento Pasta Branca**  
 White Body Wall Tiles


## Acabamento / Finish

**Mate** / Matte


## Aplicação / Application

**Interior**

## Cores / Colors




White



Cherry



Grey



Blue



Form White



Form Grey

## Formatos / Sizes



34x91,5  
 13,4"x36"



uptown

mate / matte




uptown white 34x91,5  
uptown blue 34,91,5  
uptown puzzle blue 34x91,5  
feel good nut 14,5x88,2



**uptown**  
Mate / Matte



uptown puzzle grey 34x91,5  
uptown form grey 34x91,5



uptown blue 34x91,5  
mosaico uptown blue 28,2x28,2



## Cores / Colors



White



Cherry



Grey



Blue



Form White



Form Grey

## Formatos / Sizes



34x91,5  
13,4"x36"

White	UT01R / R19
Cherry	UT80R / R20
Grey	UT10R / R19
Blue	UT50R / R19
Form White	UT03R / R19
Form Grey	UT13R / R19
espessura (mm) thickness (mm)	11 / 10*
m <sup>2</sup> / caixa sqm / box	1,24
m <sup>2</sup> / pal sqm / pal	24,80 / 59,52*
kg / pal kg / pal	519 / 1103*


\* Produções a partir de 2023 / Productions from 2023

## Decors



Uptown Form Wood UT43R  
34x91,5 . 13,4"x36" / R20

€/m<sup>2</sup>



Mosaico Uptown Cherry EUT80  
28,2x28,2 . 11,1"x11,1" / P45



Mosaico Uptown Blue EUT50  
28,2x28,2 . 11,1"x11,1" / P45



Uptown Puzzle Blue UT54R  
34x91,5 . 13,4"x36" / R20


€/m<sup>2</sup>



Uptown Puzzle Grey UT14R  
34x91,5 . 13,4"x36" / R20

€/m<sup>2</sup>

## Combinação Cerâmica Recomendada / Recommended Ceramic Tiles Combination



Cherry

White

Form Wood

urban (pág.66)

feel good (pág.86)



Anthracite

Black

Milk

Caramel




Grey

White

Puzzle Grey

urban (pág.66)

feel good (pág.86)




Anthracite

Black

Milk

Caviar



Blue

White

Mosaico Blue

urban (pág.66)

feel good (pág.86)



Black

Milk

Nut

Caramel









mood line grey 34x91,5  
 mood grey 34x91,5  
 mood grey 60x60



## mood

### Informação Técnica / Technical Information

 **Revestimento Pasta Branca**  
 White Body Wall Tiles

 **HARDLINE**  
 Grés Porcelanato Vidrado  
 Glazed Porcelain Tiles

### Acabamento / Finish

**Mate** / Matte

**Pavimento Mate** / Matte Floor

### Aplicação / Application

**Interior**

**Interior**

### Cores / Colors



Pearl



Grey



Beige



Line Pearl



Line Grey



Line Beige

### Formatos / Sizes



34x91,5  
 13,4"x36"



60x60  
 23,6"x23,6"

### Pavimento Coordenado / Matching Floor



**mood**  
Mate / Matte



decor mood beige 34x91,5



mood grey 34x91,5



# mood

Mate / Matte

## Cores / Colors



Pearl



Line Pearl



Grey



Line Grey



Beige



Line Beige

## Formatos / Sizes



34x91,5  
13,4"x36"



60x60  
23,6"x23,6"

## Rodapé / Skirting

8x60  
3,1"x23,6"

Pearl	MO08R / R19	MO09 / M18	RMO09 / P13
Grey	MO18R / R19	MO19 / M18	RMO19 / P13
Beige	MO28R / R19	MO29 / M18	RMO29 / P13
Line Pearl	MO03R / R19	-	-
Line Grey	MO13R / R19	-	-
Line Beige	MO23R / R19	-	-
espessura (mm) thickness (mm)	11 / 10*	9 / 8*	
m <sup>2</sup> / caixa sqm / box	1,24	1,08 / 1,44*	
m <sup>2</sup> / pal sqm / pal	24,80 / 59,52*	34,56 / 46,08*	
kg / pal kg / pal	519 / 1103*	682 / 803*	


\* Produções a partir de 2023 / Productions from 2023

## Decors



Decor Mood Beige MO25R  
34x91,5 . 13,4"x36" / R20

€/m<sup>2</sup>



Decor Mood Grey MO15R  
34x91,5 . 13,4"x36" / R20

€/m<sup>2</sup>

## Pavimento Coordenado / Matching Floor



Mood Pearl



Mood Grey



Mood Beige







geo grey 34x91,5  
 decor memory 34x91,5  
 lodge dark brown 19x118,2



## geo

### Informação Técnica / Technical Information

 **Revestimento Pasta Branca**  
 White Body Wall Tiles

 **HARDLINE**  
**Grés Porcelanato Vidrado**  
 Glazed Porcelain Tiles

### Acabamento / Finish

**Mate** / Matte


**Pavimento Mate** / Matte Floor

### Aplicação / Application

**Interior**

**Interior**

### Cores / Colors



Pearl



Beige



Grey

### Formatos / Sizes



34x91,5  
 13,4"x36"

### Pavimento Coordenado / Matching Floor



60x60  
 23,6"x23,6"





geo  
Mate / Matte


geo beige 34x91,5  
decor spine beige 34x91,5  
geo beige 60x60



geo spine beige 34x91,5



Cores / Colors



Pearl



Beige




Grey

Decors




Decor Spine Beige GE22R  
34x91,5 . 13,4"x36" / R20

€/m<sup>2</sup>




Mosaico Spine Beige EGE22  
29,7x29,7 . 11,7"x11,7" / P33



Decor Spine Grey GE12R  
34x91,5 . 13,4"x36" / R20

€/m<sup>2</sup>



Mosaico Spine Grey EGE12  
29,7x29,7 . 11,7"x11,7" / P33



Decor Memory GE25R  
34x91,5 . 13,4"x36" / R20

€/m<sup>2</sup>

Formatos / Sizes

Pavimento Coordenado / Matching Floor

Outros / Others



34x91,5  
13,4"x36"



60x60  
23,6"x23,6"



8x60  
3,1"x23,6"

Rodapé / Skirting

Pearl	GE01R / R19	GE09 / M18	RGE09 / P13
Beige	GE20R / R19	GE29 / M18	RGE29 / P13
Grey	GE10R / R19	GE19 / M18	RGE19 / P13
espessura (mm) thickness (mm)	11 / 10*	9 / 8*	
m <sup>2</sup> / caixa sqm / box	1,24	1,08 / 1,44*	
m <sup>2</sup> / pal sqm / pal	24,80 / 59,52*	34,56 / 46,08*	
kg / pal kg / pal	519 / 1103*	682 / 803*	

Pavimento Coordenado / Matching Floor



Pearl



Beige



Grey






broadway beige 34x91,5  
 broadway scratch beige 2 34x91,5  
 broadway beige 60x60



## broadway

### Informação Técnica / Technical Information

 **Revestimento Pasta Branca**  
 White Body Wall Tiles

 **HARDLINE**  
**Grês Porcelanato Vidrado**  
 Glazed Porcelain Tiles

### Acabamento / Finish

**Mate** / Matte

**Pavimento Mate** / Matte Floor

### Aplicação / Application

**Interior**

**Interior**

### Cores / Colors



Beige



Grey

### Formatos / Sizes



34x91,5  
 13,4"x36"

### Pavimento Coordenado / Matching Floor



60x60  
 23,6"x23,6"




# broadway

Mate / Matte



broadway grey 34x91,5  
broadway scratch grey 2 34x91,5  
broadway light grey 60x60



broadway scratch grey 2 34x91,5



# broadway

Mate / Matte

## Cores / Colors



Beige




Grey

## Decors



Broadway Scratch Beige 1 BW23R  
34x91,5 . 13,4"x36" / R20

€/m<sup>2</sup>




Broadway Scratch Grey 1 BW13R  
34x91,5 . 13,4"x36" / R20

€/m<sup>2</sup>



Broadway Scratch Beige 2 BW24R  
34x91,5 . 13,4"x36" / R20

€/m<sup>2</sup>



Broadway Scratch Grey 2 BW14R  
34x91,5 . 13,4"x36" / R20

€/m<sup>2</sup>

## Formatos / Sizes



34x91,5  
13,4"x36"

Beige	BW28R / R19
Grey	BW18R / R19
espessura (mm) thickness (mm)	11 / 10*
m <sup>2</sup> / caixa sqm / box	1,24
m <sup>2</sup> / pal sqm / pal	24,80 / 59,52*
kg / pal kg / pal	519 / 1103*

## Pavimento Coordenado / Matching Floor



60x60  
23,6"x23,6"

Beige	BW29 / M18
Light Grey	BW13 / M18
	9 / 8*
	1,08 / 1,44*
	34,56 / 46,08*
	682 / 803*

## Outros / Others

Rodapé / Skirting



8x60  
3,1"x23,6"

	RBW29 / P13
	RBW13 / P13

## Pavimento Coordenado / Matching Floor



Beige



Light Grey






decor step beige 34x91,5  
pura scribble beige 34x91,5



decor step beige 34x91,5  
pura scribble beige 34x91,5  
pura beige 34x91,5

## pura

**Informação Técnica** / Technical Information

 **Revestimento Pasta Branca**  
White Body Wall Tiles


**Acabamento** / Finish

**Mate** / Matte


**Aplicação** / Application

**Interior**

**Cores** / Colors



White



Beige



Scribble White



Scribble Beige

**Formatos** / Sizes



34x91,5  
13,4"x36"



**pura**  
Mate / Matte




pura white 34x91,5  
pura petroleum 29,4x59  
mosaico pura petroleum 30x30  
traffic soft preto 45x45



pura  
Mate / Matte


pura petroleum 29,4x59  
mosaico pura petroleum 30x30



pura white 34x91,5  
traffic soft preto 45x45



Cores / Colors



White



Scribble White



Beige



Scribble Beige

Formatos / Sizes



34x91,5  
13,4"x36"

White	PR01R / R19
Scribble White	PR02R / R19
Beige	PR20R / R19
Scribble Beige	PR22R / R19
espessura (mm) thickness (mm)	11 / 10*
m <sup>2</sup> / caixa sqm / box	1,24
m <sup>2</sup> / pal sqm / pal	24,80 / 59,52*
kg / pal kg / pal	519 / 1103*


\* Produções a partir de 2023 / Productions from 2023

Decors




Decor Step White PR03R  
34x91,5 . 13,4"x36" / R20

€/m<sup>2</sup>



Pura Petroleum 2 EPR56  
29,4x59 . 11,6 x23,2" / E62



Mosaico Pura Petroleum 1 EPR55  
30x30 . 11,8"x11,8" / E60



Listelo Medici Platinum LFC10  
3,5x33,3 . 1,4"x13,1" / P28



Decor Step Beige PR23R  
34x91,5 . 13,4"x36" / R20

€/m<sup>2</sup>

Pavimento Recomendado / Recommended Floor


ecoliving (pág.14)



Anthracite



Dark Grey



Pearl



Greige



Craft

on-road (pág.24)



Fog



Grey



Anthracite



Beige

urban (pág.66)



Black



Anthracite



Light Grey



Beige

mundi (pág.214)



Grey



Beige

traffic (pág.257)



Soft Preto

As peças decoradas podem sofrer alteração de tonalidade em relação à base respectiva. / Tonality in decorated pieces might differ from the original.






absolute cube white 32,5x90





absolute white 32,5x90  
absolute cube white 32,5x90  
absolute white glossy 44x44

# absolute

## Informação Técnica / Technical Information

 **Revestimento Pasta Branca**  
White Body Wall Tiles

 **Pavimento Grés Vidrado Pasta Branca**  
Glazed White Body Floor Tiles

 **HARDLINE**  
**Grés Porcelanato Vidrado**  
Glazed Porcelain Tiles

## Acabamento / Finish

**Brilho / Glossy**


**Pavimento Brilho / Glossy Floor**

**Pavimento Mate / Matt Floor**


## Aplicação / Application

**Interior**

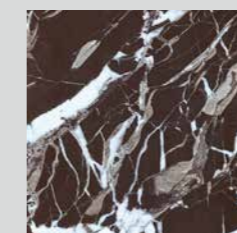
## Cores / Colors



White



Vennato

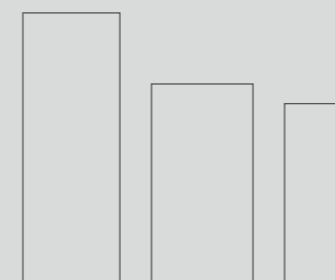


Black



Universe


## Formatos / Sizes



32,5x90  
12,8"x35,4"

34x66,5  
13,4"x26,2"

20x60  
7,9"x23,6"



30x60  
11,8"x23,6"

45x45  
18"x18"

44x44  
17,3"x17,3"

## Pavimento / Floor



**absolute**

Brilho / Glossy






**absolute**

Brilho / Glossy



absolute vennato 32,5x90  
nordic brown 20x90



absolute vennato 32,5x90




# absolute

Brilho / Glossy

## Cores / Colors




White



Black



Vennato




Universe

## Decors



Absolute Cube White AB08R  
32,5x90 . 12,8"x35,4" / R22

€/m<sup>2</sup>



Decor Mosaico Absolute AB04R  
34x66,5 . 13,4"x26,2" / R17

€/m<sup>2</sup>



Absolute Chevron Black AB91R  
32,5x90 . 12,8"x35,4" / R21

€/m<sup>2</sup>











Absolute Turn Vennato AB02R  
34x66,5 . 13,4"x26,2" / R17

€/m<sup>2</sup>

## Formatos / Sizes

## Pavimento Coordenado / Matching Floor

## Outros / Others


								
White	AB09R / R21	AB03R / R16	AB06R / R15	AB06 / M14	AB05 / M14	AB04 / M19	RAB05 / P06	RAB04 / P06
Black	AB99R / R21	-	-	-	-	-	-	-
Vennato	AB07R / R21	AB05R / R16	-	-	AB03 / M14	AB02 / M19	RAB03 / P06	RAB02 / P06
Universe	AB57R / R21	-	-	-	-	AB52 / M19	-	RAB52 / P06
espessura (mm) thickness (mm)	11 / 10*	10 / 9**	10	8,5 / 8*	9 / 8**	9 / 8**		
m <sup>2</sup> / caixa sqm / box	1,17	1,13 / 1,36**	0,96	1,44 / 1,62	1,00 / 1,62**	0,97 / 1,16**		
m <sup>2</sup> / pal sqm / pal	23,40 / 56,16*	45,20 / 54,40**	46,08	57,60 / 64,80*	68,00 / 71,28**	64,02 / 76,56**		
kg / pal kg / pal	489 / 1037*	840 / 843**	740	1077 / 1139	1349 / 1222**	1260 / 1336**		

\* Produções a partir de 2023 / Productions from 2023  
\*\* Produções a partir de 2021 / Productions from 2021

## Pavimento Coordenado / Matching Floor



White Glossy



Vennato



Universe



White

## Pavimento / Floor






cube branco brilho 32,5x90  
feel good caramelo 14,5x88,2



## natura / cube / salerno

### Informação Técnica / Technical Information

 Revestimento Pasta Branca  
White Body Wall Tiles


### Acabamento / Finish

Brilho / Glossy


### Aplicação / Application

Interior

### Cores / Colors




Natura Branco Mate




Natura Branco Brilho




Cube Branco Mate



Cube Branco Brilho



Salerno Branco Mate



Salerno Branco Brilho

### Formatos / Sizes



34x91,5  
13,4"x36"




32,5x90  
12,8"x35,4"



34x66,5  
13,4"x26,2"



20x60  
7,9"x23,6"




20x40  
7,9"x15,7"




# natura / cube / salerno

Brilho / Glossy

Cores / Colors



Natura Branco Brilho




Natura Branco Mate



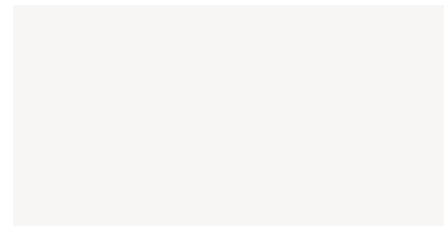
Cube Branco Brilho



Cube Branco Mate



Salerno Branco Brilho



Salerno Branco Mate

Formatos / Sizes



34x91,5  
13,4"x36"



32,5x90  
12,8"x35,4"



34x66,5  
13,4"x26,2"



20x60  
7,9"x23,6"



20x40  
7,9"x23,6"

Natura Branco Brilho	UNT02R / R19	NT02R / R21	NT04R / R16	NT06R / R15	-
Natura Branco Mate	UNT09R / R19	NT09R / R21	NT05R / R16	NT03R / R15	-
Cube Branco Brilho	-	CU02R / R21	-	-	-
Cube Branco Mate	-	CU09R / R21	-	-	-
Salerno Branco Brilho	-	-	-	-	SL07R / R06
Salerno Branco Mate	-	-	-	-	SL03R / R06
espessura (mm) thickness (mm)	11 / 10*	11 / 10*	10 / 9**	10	8
m <sup>2</sup> / caixa sqm / box	1,24	1,17	1,13 / 1,36**	0,96	0,88
m <sup>2</sup> / pal sqm / pal	24,80 / 59,52*	23,40 / 56,16*	45,20 / 54,40**	46,08	63,36
kg / pal kg / pal	519 / 1103*	489 / 1037*	840 / 843**	740	840

\* Produções a partir de 2023 / Productions from 2023

\*\* Produções a partir de 2021 / Productions from 2021

Decors



Barra Hard Rock Preto 2 BHA93  
3,5x60 - 1,4"x23,6" / P15



Barra Hard Rock Branco 2 BHA03  
3,5x60 - 1,4"x23,6" / P15



Barra Lyra I BLY24  
5x32,5 - 2"x12,8" / P19



Barra Lyra II BLY56  
5x32,5 - 2"x12,8" / P19



Purito Natura PNT20  
1,2x32,5 - 0,5"x12,8" / P19



Barra Iris 7 BII70  
3,5x32,5 - 1,4"x12,8" / P29



Barra Iris 5 BII50  
3,5x32,5 - 1,4"x12,8" / P29

Pavimento Recomendado / Recommended Floor


on-road (pág.24)



Fog



Grey



Beige

newstreet (pág.34)



Night



Smoke



Grey



Fog



Pearl

urban (pág.66)




Black



Anthracite



Light Grey




Beige



Beige



Brown



Dark Brown

nordic (pág.80)



Grey



Beige



Caramel



Brown

feel good (pág.86)



Milk



Caviar



Nut



Tea



Caramel

As peças decoradas podem sofrer alteração de tonalidade em relação à base respectiva. / Tonality in decorated pieces might differ from the original.







mosaico cristal crema 32,5x32,5  
 cristal imperador 32,5x90  
 cristal crema 32,5x90  
 cristal crema 44x44

## cristal

### Informação Técnica / Technical Information

 **Revestimento Pasta Branca**  
 White Body Wall Tiles

 **Pavimento Grés Vidrado Pasta Branca**  
 Glazed White Body Floor Tiles

### Acabamento / Finish

**Brilho / Glossy**

**Pavimento Brilho / Glossy Floor**

### Aplicação / Application


**Interior**

**Interior**

### Cores / Colors



Crema



Imperador



Travertino Bege



Travertino Noz

### Formatos / Sizes



32,5x90  
 12,8"x35,4"



33,3x50  
 13,1"x19,7"



45x45  
 18"x18"



44x44  
 17,3"x17,3"

### Pavimento Coordenado / Matching Floor

mosaico cristal crema 32,5x32,5  
 cristal imperador 32,5x90  
 cristal crema 32,5x90



**crystal**  
Brilho / Glossy




crystal travertino noz 33,3x50  
crystal mosaico travertino 33,3x50  
crystal travertino noz 45x45



**crystal**  
Brilho / Glossy



crystal travertino bege 32,5x90  
crystal cube travertino 32,5x90



crystal mosaico travertino 33,3x50



# crystal

Brilho / Glossy

Cores / Colors



Crema



Imperador



Travertino Bege



Travertino Noz

Formatos / Sizes



32,5x90  
12,8"x35,4"



33,3x50  
13,1"x19,7"



45x45  
18"x18"



44x44  
17,3"x17,3"

Rodapé / Skirting



7,5x45  
3"x18"

	32,5x90 12,8"x35,4"	33,3x50 13,1"x19,7"	45x45 18"x18"	44x44 17,3"x17,3"	7,5x45 3"x18"
Crema	RT29R / R21	RT25R / R11	RT25 / M14	RT29 / M19	RRT25 / P06
Imperador	RT49R / R21	RT45R / R11	RT45 / M14	RT49 / M19	RRT45 / P06
Travertino Bege	RT27R / R21	RT23R / R11	RT23 / M14	RT27 / M19	RRT23 / P06
Travertino Noz	RT47R / R21	RT43R / R11	RT43 / M14	RT47 / M19	RRT43 / P06
espessura (mm) thickness (mm)	11 / 10*	8,5	9 / 8**	9 / 8**	
m <sup>2</sup> / caixa sqm / box	1,17	1,67	1,00 / 1,62**	0,97 / 1,16**	
m <sup>2</sup> / pal sqm / pal	23,40 / 56,16*	53,44	68,00 / 71,28**	64,02 / 76,56**	
kg / pal kg / pal	489 / 1037*	784	1349 / 1222**	1260 / 1336**	

\* Produções a partir de 2023 / Productions from 2023  
\*\* Produções a partir de 2021 / Productions from 2021

Decors



Cristal Cube Crema RT48R  
32,5x90 . 12,8"x35,4" / R22

€/m<sup>2</sup>



Cristal Mosaico Crema RT44R  
33,3x50 . 13,1"x19,7" / R14

€/m<sup>2</sup>




Mosaico Cristal Crema ERT25  
32,5x32,5 . 12,8"x12,8" / P62



Cristal Cube Travertino RT28R  
32,5x90 . 12,8"x35,4" / R22

€/m<sup>2</sup>



Cristal Losango Crema RT46R  
33,3x50 . 13,1"x19,7" / R14

€/m<sup>2</sup>



Cristal Mosaico Travertino RT24R  
33,3x50 . 13,1"x19,7" / R14

€/m<sup>2</sup>




Mosaico Cristal Travertino ERT23  
32,5x32,5 . 12,8"x12,8" / P62




Cristal Losango Travertino RT26R  
33,3x50 . 13,1"x19,7" / R14

€/m<sup>2</sup>

Pavimento Coordenado / Matching Floor



Crema



Imperador



Travertino Bege



Travertino Noz

As peças decoradas podem sofrer alteração de tonalidade em relação à base respectiva. / Tonality in decorated pieces might differ from the original.






stella green 34x66,5  
nordic brown 20x90




decor fabric stella 34x66,5  
stella blue 34x66,5

## stella

### Informação Técnica / Technical Information

 **Revestimento Pasta Branca**  
White Body Wall Tiles

 **Pavimento Grés Vidrado Pasta Branca**  
Glazed White Body Floor Tiles

### Acabamento / Finish

**Brilho / Glossy**


**Pavimento Brilho / Glossy Floor**

### Aplicação / Application


**Interior**

**Interior**


### Cores / Colors




White



Orange



Blue



Green

### Formatos / Sizes



34x66,5  
13,4"x26,2"



45x45  
18"x18"

### Pavimento Coordenado / Matching Floor



stella  
Brilho / Glossy




stella green 34x66,5  
stella brick blue 34x66,5  
nordic brown 20x90



**stella**  
Brilho / Glossy



stella orange 34x66,5  
stella white 34x66,5  
decor hexa stella 34x66,5  
stella white 45x45





# stella

Brilho / Glossy

## Cores / Colors




Blue



Orange



Green



White

## Formatos / Sizes



34x66,5  
13,4"x26,2"



45x45  
18"x18"

Blue	SA55 / R17	-
Orange	SA75 / R17	-
Green	SA65 / R17	-
White	SA05 / R16	-
White	-	SA05 / M14
espessura (mm) thickness (mm)	9	8
m <sup>2</sup> / caixa sqm / box	1,36	1,62
m <sup>2</sup> / pal sqm / pal	54,40	71,28
kg / pal kg / pal	843	1222

## Pavimento Coordenado / Matching Floor

## Decors



Decor Fabric Stella SA52R  
34x66,5 . 13,4"x26,2" / R17

€/m<sup>2</sup>



Decor Hexa Stella SA72R  
34x66,5 . 13,4"x26,2" / R17

€/m<sup>2</sup>



Stella Brick Blue SA53R  
34x66,5 . 13,4"x26,2" / R17

€/m<sup>2</sup>

## Pavimento Coordenado / Matching Floor



White

## Pavimento Recomendado / Recommended Floor

### on-road (pág.24)



Beige

Fog

Grey

Anthracite

### urban (pág.66)



Beige

Light Grey

Anthracite

Black

### nordic (pág.80)



Grey

Beige

Caramel

Brown

As peças decoradas podem sofrer alteração de tonalidade em relação à base respectiva. / Tonality in decorated pieces might differ from the original.






decor tokyo brown 34x66,5  
newstreet pearl 60x60



tokyo pearl 34x66,5

## tokyo

### Informação Técnica / Technical Information

 Revestimento Pasta Branca  
White Body Wall Tiles


### Acabamento / Finish

Mate / Matte

### Aplicação / Application

Interior

### Cores / Colors




Pearl



Brown



Green



Blue

### Formatos / Sizes



34x66,5  
13,4"x26,2"



**tokyo**  
Mate / Matte



tokyo pearl 34x66,5  
tokyo blue 34x66,5  
tokyo brick blue 34x66,5  
feel good milk 14,5x88,2



tokyo  
Mate / Matte




tokyo green 34x66,5  
muro tokyo pearl 34x65  
feel good nut 20x90



muro tokyo pearl 34x65



Cores / Colors



Pearl



Brown



Green



Blue

Formatos / Sizes



34x66,5  
13,4"x26,2"

Pearl	TK05R / R16
Brown	TK45R / R16
Blue	TK55R / R16
Green	TK65R / R16

espessura (mm) thickness (mm)	10 / 9*
m <sup>2</sup> / caixa sqm / box	1,13 / 1,36*
m <sup>2</sup> / pal sqm / pal	45,20 / 54,40*
kg / pal kg / pal	840 / 843*

Decors



34x66,5  
13,4"x26,2"



34x66,5  
13,4"x26,2"



33x33  
13"x13"

Brown	-	TK46R / R17	-
Brick Blue	-	TK53R / R17	-
Stripe Pearl	TK02R / R17	-	-
Paint Cream	-	-	PT20 / M13
Paint Grey	-	-	PT10 / M13

espessura (mm) thickness (mm)	10,3 / 10*	10 / 9*	7,8
m <sup>2</sup> / caixa sqm / box	1,13	1,13 / 1,36*	1,40
m <sup>2</sup> / pal sqm / pal	45,20	45,20 / 54,40*	64,40
kg / pal kg / pal	881 / 840*	840 / 843*	1089

Decors



Decor Tokyo Brown TK46R  
34x66,5 . 13,4"x26,2" / R17



Tokyo Stripe Pearl TK02R  
34x66,5 . 13,4"x26,2" / R17




Tokyo Brick Blue TK53R  
34x66,5 . 13,4"x26,2" / R17



Muro Tokyo Pearl ETK05  
34x65 . 13,4"x25,6" / P59




Muro Tokyo Blue ETK55  
34x65 . 13,4"x25,6" / P59



Paint Cream PT20  
33x33 . 13"x13" / M13



Paint Grey PT10  
33x33 . 13"x13" / M13




Mosaico Paint Cream EPT20  
33x33 . 13"x13" / P29



Mosaico Paint Grey EPT10  
33x33 . 13"x13" / P29

Combinação Cerâmica Recomendada / Recommended Ceramic Tiles Combination



newstreet (pág.34) feel good (pág.86)

newstreet (pág.34) feel good (pág.86)



Pearl

Nut



Grey

Milk







mundi white 34x66,5  
mundi geom colors 34x66,5  
mundi grey 33x33



## mundi

### Informação Técnica / Technical Information

 **Revestimento Pasta Branca**  
White Body Wall Tiles

 **HARDLINE**  
Grés Porcelanato Vidrado  
Glazed Porcelain Tiles

### Acabamento / Finish

**Mate** / Matte


**Pavimento Mate** / Matte Floor

### Aplicação / Application

**Interior**

**Interior**

### Cores / Colors



White



Beige



Grey

### Formatos / Sizes



34x66,5  
13,4"x26,2"

### Pavimento / Floor



33x33  
13"x13"



**mundi**

Mate / Matte



mundi beige 34x66,5  
mundi stripe beige 34x65  
mosaico mundi white 33x33  
feel good caramel 20x90



**mundi**  
Mate / Matte



decor trace 16,2x16,2




mundi white 34x66,5



# mundi

Mate / Matte

## Cores / Colors



White



Beige



Grey

## Formatos / Sizes



34x66,5  
13,4"x26,2"

White	MD01R / R16
Beige	MD20R / R16
Grey	MD10R / R16

espessura (mm) thickness (mm)	10 / 9*
----------------------------------	---------

m <sup>2</sup> / caixa sqm / box	1,13 / 1,36*
-------------------------------------	--------------

m <sup>2</sup> / pal sqm / pal	45,20 / 54,40*
-----------------------------------	----------------

kg / pal kg / pal	840 / 843*
----------------------	------------

## Decors



34x66,5  
13,4"x26,2"

Stripe White	MD03R / R17	-
Stripe Beige	MD23R / R17	-
Stripe Grey	MD13R / R17	-
Geom Colors	-	MD75R / R17

espessura (mm) thickness (mm)	10,3 / 10*	10 / 9*
----------------------------------	------------	---------

m <sup>2</sup> / caixa sqm / box	1,13	1,13 / 1,36*
-------------------------------------	------	--------------

m <sup>2</sup> / pal sqm / pal	45,20	45,20 / 54,40*
-----------------------------------	-------	----------------

kg / pal kg / pal	881 / 840*	840 / 843*
----------------------	------------	------------

## Pavimento / Floor



33x33  
13"x13"

Grey	MD10 / M13
Beige	MD20 / M13
	-
	-

espessura (mm) thickness (mm)	7,8
----------------------------------	-----


m <sup>2</sup> / caixa sqm / box	1,40
-------------------------------------	------

m <sup>2</sup> / pal sqm / pal	64,40
-----------------------------------	-------

kg / pal kg / pal	1089
----------------------	------

\* Produções a partir de 2021 / Productions from 2021

## Decors




Mundi Stripe White MD03R  
34x66,5 . 13,4"x26,2" / R17

€/m<sup>2</sup>




Mundi Geom Colors MD75R  
34x66,5 . 13,4"x26,2" / R17

€/m<sup>2</sup>




Mosaico Mundi White EMD01  
33x33 . 13"x13" / P55



Mundi Stripe Beige MD23R  
34x66,5 . 13,4"x26,2" / R17

€/m<sup>2</sup>




Decor Trace EMD26 \*\*  
16,2x16,2 . 6,4"x6,4" / P19

STOCK OFF



Mosaico Mundi Beige EMD20  
33x33 . 13"x13" / P55



Mosaico Mundi Grey EMD10  
33x33 . 13"x13" / P55



## Pavimento / Floor



Grey



Beige

## Pavimento Recomendado / Recommended Floor

ecoliving (pág.14)



Dark Grey

on-road (pág.24)



Craft

Fog



Fog

Grey



Grey

Beige



Beige

urban (pág.66)



Black



Anthracite



Light Grey




Beige


lodge (pág.74)



Beige



Brown



Dark Brown

nordic (pág.80)



Grey



Beige



Caramel



Brown

feel good (pág.86)




Caviar



Nut



Tea



Caramel

\*\* A Dominó recomenda a aplicação aleatória e aconselha a rotação das peças. / Domino recommends random application and advises the rotation of the tiles. As peças decoradas podem sofrer alteração de tonalidade em relação à base respectiva. / Tonality in decorated pieces might differ from the original.






decor cell argila 34x66,5

## matérica

### Informação Técnica / Technical Information

 Revestimento Pasta Branca  
White Body Wall Tiles


### Acabamento / Finish

**Mate** / Matte


### Aplicação / Application

**Interior**

### Cores / Colors




Gesso



Cimento



Chumbo



Argila

### Formatos / Sizes



34x66,5  
13,4"x26,2"



**matérica**

Mate / Matte




matérica argila 34x66,5  
decor cell argila 34x66,5



# matérica

Mate / Matte

Cores / Colors



Gesso



Chumbo




Cimento



Wall Gesso



Wall Chumbo



Argila



Brick Gesso\*



Brick Chumbo\*

Formatos / Sizes



34x66,5  
13,4"x26,2"

Gesso	MT01R / R16
Cimento	MT10R / R16
Chumbo	MT90R / R16
Argila	MT20R / R16
Wall Gesso	MT04R / R17
Wall Chumbo	MT94R / R17
Brick Gesso	MT03R / R17
Brick Chumbo	MT93R / R17
espessura (mm) thickness (mm)	10 / 9**
m <sup>2</sup> / caixa sqm / box	1,13 / 1,36**
m <sup>2</sup> / pal sqm / pal	45,20 / 54,40**
kg / pal kg / pal	840 / 843**

\* A Dominó recomenda a aplicação de junta com a mesma cor do material. / Dominó recommends using a joint grout in the same color as the tile.

\*\* Produções a partir de 2021 / Productions from 2021

Decors



Decor Cell Cimento MT12R  
34x66,5 . 13,4"x26,2" / R17

€/m<sup>2</sup>



Decor Cell Argila MT22R  
34x66,5 . 13,4"x26,2" / R17

€/m<sup>2</sup>

Pavimento Recomendado / Recommended Floor

ecoliving (pág.14)



Anthracite

on-road (pág.24)



Dark Grey

Fog (pág.24)



Fog

Grey (pág.24)




Grey

Beige (pág.24)



Beige

newstreet (pág.34)



Night

Smoke (pág.34)



Smoke

Grey (pág.34)



Grey

Fog (pág.34)



Fog

everstone (pág.60)




Anthracite

urban (pág.66)



Grey

Black (pág.66)



Black

Anthracite (pág.66)



Anthracite

Light Grey (pág.66)



Light Grey

nordic (pág.80)



Grey

Beige (pág.80)



Beige

Caramel (pág.80)



Caramel

Brown (pág.80)



Brown

feel good (pág.86)



Milk



Caviar



Nut



Tea



Caramel






habitat pearl 34x66,5  
 habitat square pearl 34x66,5  
 feel good milk 20x90



## habitat

**Informação Técnica** / Technical Information

 **Revestimento Pasta Branca**  
 White Body Wall Tiles


**Acabamento** / Finish

**Mate** / Matte

**Aplicação** / Application

**Interior**

**Cores** / Colors



Pearl



Beige

**Formatos** / Sizes



34x66,5  
 13,4"x26,2"



habitat  
Mate / Matte



habitat beige 34x66,5  
habitat stripe beige 34x66,5



habitat  
Mate / Matte



habitat beige 34x66,5  
habitat stripe beige 34x66,5



habitat square multicolor 34x66,5



# habitat

Mate / Matte

Cores / Colors



Pearl



Beige

Formatos / Sizes

Decors



34x66,5  
13,4"x26,2"



34x66,5  
13,4"x26,2"



34x66,5  
13,4"x26,2"

Pearl	HB01R / R16	Stripe Beige	HB23R / R17	-
Beige	HB20R / R16	Stripe Pearl	HB03R / R17	-
		Square Pearl	-	HB205R / R17
		Square Beige	-	HB25R / R17
		Square Multicolor	-	HB45R / R17
espessura (mm) thickness (mm)	10 / 9*		10,3 / 10*	10 / 9*
m <sup>2</sup> / caixa sqm / box	1,13 / 1,36*		1,13	1,13 / 1,36*
m <sup>2</sup> / pal sqm / pal	45,20 / 54,40*		45,20	45,20 / 54,40*
kg / pal kg / pal	840 / 843*		881 / 840*	840 / 843*

\* Produções a partir de 2021 / Productions from 2021

Decors



Habitat Stripe Beige HB23R  
34x66,5 . 13,4"x26,2" / R17

€/m<sup>2</sup>



Habitat Square Pearl HB05R  
34x66,5 . 13,4"x26,2" / R17

€/m<sup>2</sup>



Habitat Stripe Pearl HB03R  
34x66,5 . 13,4"x26,2" / R17

€/m<sup>2</sup>



Habitat Square Beige HB25R  
34x66,5 . 13,4"x26,2" / R17

€/m<sup>2</sup>



Habitat Square Multicolor HB45R  
34x66,5 . 13,4"x26,2" / R17

€/m<sup>2</sup>

Pavimento Recomendado / Recommended Floor


lodge (pág.74)



Beige



Brown



Dark Brown

nordic (pág.80)



Grey



Beige



Caramel



Brown

feel good (pág.86)



Milk




Caviar



Nut



Tea



Caramel

As peças decoradas podem sofrer alteração de tonalidade em relação à base respectiva. / Tonality in decorated pieces might differ from the original.






innova light grey 34x66,5



habitat stripe pearl 34x66,5

## innova

### Informação Técnica / Technical Information



Revestimento Pasta Branca  
White Body Wall Tiles

### Acabamento / Finish

Mate / Matte

### Aplicação / Application

Interior


### Cores / Colors



Light Grey



Beige



Pearl

### Formatos / Sizes



34x66,5  
13,4"x26,2"



**innova**  
Mate / Matte



innova light grey 34x66,5  
habitat stripe pearl 34x66,5



## Cores / Colors



Light Grey



Beige



Pearl

## Formatos / Sizes



34x66,5  
13,4"x26,2"

Light Grey	IV10R / R16
Beige	IV20R / R16
Pearl	IV01R / R16
<b>espessura (mm)</b> thickness (mm)	10 / 9*
<b>m<sup>2</sup> / caixa</b> sqm / box	1,13 / 1,36*
<b>m<sup>2</sup> / pal</b> sqm / pal	45,20 / 54,40*
<b>kg / pal</b> kg / pal	840 / 843*

## Decors



34x66,5  
13,4"x26,2"

Stripe Pearl	HB03R / R17	-
Stripe Beige	HB23R / R17	-
Brick Grey	-	IV13R / R17
Brick Beige	-	IV23R / R17
<b>espessura (mm)</b> thickness (mm)	10,3 / 10*	10 / 9*
<b>m<sup>2</sup> / caixa</b> sqm / box	1,13	1,13 / 1,36*
<b>m<sup>2</sup> / pal</b> sqm / pal	45,20	45,20 / 54,40*
<b>kg / pal</b> kg / pal	881 / 840*	840 / 843*

\* Produções a partir de 2021 / Productions from 2021

## Decors



Habitat Stripe Pearl HB03R  
34x66,5 . 13,4"x26,2" / R17

€/m<sup>2</sup>



Innova Brick Grey IV13R  
34x66,5 . 13,4"x26,2" / R17

€/m<sup>2</sup>



Mosaico Innova Light Grey EIV10  
33x33 . 13"x13" / P52



Habitat Stripe Beige HB23R  
34x66,5 . 13,4"x26,2" / R17

€/m<sup>2</sup>




Innova Brick Beige IV23R  
34x66,5 . 13,4"x26,2" / R17

€/m<sup>2</sup>



Mosaico Innova Beige EIV20  
33x33 . 13"x13" / P52



Mosaico Innova Pearl EIV01  
33x33 . 13"x13" / P52

## Pavimento Recomendado / Recommended Floor


ecoliving (pág.14)



Anthracite



Dark Grey



Pearl



Greige




Craft




Fog



Grey



Anthracite



Beige

on-road (pág.24)

newstreet (pág.34)




Night



Smoke



Grey



Fog

everstone (pág.60)



Anthracite



Grey

As peças decoradas podem sofrer alteração de tonalidade em relação à base respectiva. / Tonality in decorated pieces might differ from the original.







halma bege 34x66,5  
halma tabaco 34x66,5  
halma turn tabaco 34x66,5  
nordic beige 20x90

## halma

### Informação Técnica / Technical Information

 **Revestimento Pasta Branca**  
White Body Wall Tiles

 **Pavimento Grés Vidrado Pasta Branca**  
Glazed White Body Floor Tiles

### Acabamento / Finish

**Brilho / Glossy**

**Pavimento Brilho / Glossy Floor**

### Aplicação / Application

**Interior**

**Interior**

### Cores / Colors



Branco



Cinza



Bege



Tabaco

### Formatos / Sizes



34x66,5  
13,4"x26,2"



45x45  
18"x18"


### Pavimento Coordenado / Matching Floor



# halma

Brilho / Glossy

## Cores / Colors



Branco



Bege




Cinza



Tabaco

## Decors



Halma Turn Cinza HM13R  
34x66,5 - 13,4"x26,2" / R17

€/m<sup>2</sup>



Halma Turn Tabaco HM43R  
34x66,5 - 13,4"x26,2" / R17

€/m<sup>2</sup>

## Formatos / Sizes

## Pavimento Coordenado / Matching Floor

## Outros / Others



34x66,5  
13,4"x26,2"



45x45  
18"x18"

### Rodapé / Skirting



7,5x45  
3"x18"

Branco	HM05R / R16	HM05 / M14	RHM05 / P06
Cinza	HM15R / R16	HM15 / M14	RHM15 / P06
Bege	HM25R / R16	HM25 / M14	RHM25 / P06
Tabaco	HM45R / R16	HM45 / M14	RHM45 / P06
espessura (mm) thickness (mm)	10 / 9*	9 / 8*	
m <sup>2</sup> / caixa sqm / box	1,13 / 1,36*	1,00 / 1,62*	
m <sup>2</sup> / pal sqm / pal	45,20 / 54,40*	68,00 / 71,28*	
kg / pal kg / pal	840 / 843*	1349 / 1222*	

## Pavimento Coordenado / Matching Floor



Branco



Cinza



Bege



Tabaco









legend cream 34x66,5  
 decor flecha cream 34x66,5  
 legend cream 45x45



## Legend

### Informação Técnica / Technical Information


**Revestimento Pasta Branca**  
 White Body Wall Tiles


**HARDLINE**  
**Grês Porcelanato Vidrado**  
 Glazed Porcelain Tiles

### Acabamento / Finish

**Mate** / Matte

**Pavimento Mate** / Matte Floor

### Aplicação / Application

**Interior**

**Interior**


### Cores / Colors



Light Grey



Grey



Light Cream



Cream

### Formatos / Sizes



34x66,5  
 13,4"x26,2"



45x45  
 18"x18"

### Pavimento Coordenado / Matching Floor




## Cores / Colors



Light Grey



Grey



Light Cream



Cream

## Decors



Decor Flecha Grey LD11R  
34x66,5 - 13,4"x26,2" / R17

€/m<sup>2</sup>



Decor Flecha Cream LD21R  
34x66,5 - 13,4"x26,2" / R17

€/m<sup>2</sup>

## Formatos / Sizes

## Pavimento Coordenado / Matching Floor



34x66,5  
13,4"x26,2"



45x45  
18"x18"

Light Grey	LD10R / R16	-
Grey	LD17R / R16	LD15 / M14
Light Cream	LD20R / R16	-
Cream	LD27R / R16	LD25 / M14
espessura (mm) thickness (mm)	10 / 9*	9 / 8*
m <sup>2</sup> / caixa sqm / box	1,13 / 1,36*	1,00 / 1,62*
m <sup>2</sup> / pal sqm / pal	45,20 / 54,40*	68,00 / 71,28*
kg / pal kg / pal	840 / 843*	1349 / 1222*

## Pavimento Coordenado / Matching Floor



Grey




Cream






sicília branco liso brilho 33,3x50  
viva colors 33,3x50



## viva / sicília

**Informação Técnica** / Technical Information

 **Revestimento Pasta Branca**  
White Body Wall Tiles

**Acabamento** / Finish

**Brilho** / Glossy

**Aplicação** / Application

**Interior**

**Cores** / Colors



Viva Blue




Viva Grey




Viva Cream




Viva Colors




Sicília Branco Liso  
Brilho



Sicília Cinza Brilho



Sicília Pergamon



Sicília Branco Liso  
Mate

**Formatos** / Sizes



33,3x50  
13,1"x19,7"

**Pavimento Coordenado** / Matching Floor



33,3x33,3  
13,1"x13,1"




# viva / sicília

Brilho / Glossy

## Coors / Colors




Viva Blue




Viva Grey




Viva Cream




Viva Colors




Sicília Branco Liso Brilho



Sicília Cinza Brilho



Sicília Pergamon



Sicília Branco Liso Mate

## Formatos / Sizes



33,3x50  
13,1"x19,7"

Viva Blue	VA50R / R13
Viva Grey	VA10R / R13
Viva Cream	VA20R / R13
Viva Colors	VA70R / R13
Sicília Branco Liso Brilho	SL09R / R10
Sicília Cinza Brilho	SL17R / R10
Sicília Pergamon	SL27R / R10
Sicília Branco Liso Mate	SL08R / R10
espessura (mm) thickness (mm)	Viva 9,5
	Sicília / Minimal 8,5
m <sup>2</sup> / caixa sqm / box	1,67
m <sup>2</sup> / pal sqm / pal	46,76
kg / pal kg / pal	720

## Pavimento Coordenado / Matching Floor



33,3x33,3  
13,1"x13,1"

Linea Craft	NE40 / M12
Linea Anthracite	NE90 / M12
Linea Cinza	NE10 / M12
	-
	-
	-
	-
	-
	8,5
	1,44
	66,24
	1110

## Decors



Barra Vidro Cinza BVD10  
3x50 . 1,2"x19,7" / P32



Barra Vidro Amarelo BVD70  
3x50 . 1,2"x19,7" / P32



Barra Vidro Craft BVD40  
3x50 . 1,2"x19,7" / P32




Listelo Utopia Bege LUA20  
1,8x33,3 . 0,7"x13,1" / P15



Listelo Utopia Azul LUA50  
1,8x33,3 . 0,7"x13,1" / P15

## Pavimento Coordenado / Matching Floor



Linea Craft



Linea Anthracite



Linea Cinza



---

**construcer**

ADVANCED CERAMICS


---



# titan

Mate / Matte

Cores / Colors



Titan Preto T193  
30x60 . 11,8"x23,6" / C01



Titan Branco T103  
30x60 . 11,8"x23,6" / C01



Formatos / Sizes



30x60  
11,8"x23,6"

espessura (mm) thickness (mm)	8,5 / 8*
m <sup>2</sup> / caixa sqm / box	1,44 / 1,62*
m <sup>2</sup> / pal sqm / pal	57,60 / 64,80*
kg / pal kg / pal	1077 / 1139*

\* Produções a partir de 2023 / Productions from 2023

# traffic

Mate / Matte

Cores / Colors



Traffic Soft Preto RF91  
30x60 . 11,8"x23,6" / C01



Traffic Soft Cinza RF11  
30x60 . 11,8"x23,6" / C01



Traffic Soft Preto URF95  
45x45 . 18"x18" / C01



Traffic Soft Cinza URF15  
45x45 . 18"x18" / C01




Rodapé Traffic Soft Preto RRF95  
7,5x45 . 3"x18" / E10




Rodapé Traffic Soft Cinza RRF15  
7,5x45 . 3"x18" / E10

Decors



Decor Traffic 1 ERF11  
29,4x29,4 . 11,6"x11,6" / E42



Decor Traffic 2 ERF22  
29,4x29,4 . 11,6"x11,6" / E42



Formatos / Sizes



30x60  
11,8"x23,6"



45x45  
18"x18"

espessura (mm) thickness (mm)	8,5 / 8*	9 / 8**
m <sup>2</sup> / caixa sqm / box	1,44 / 1,62*	1,00 / 1,62**
m <sup>2</sup> / pal sqm / pal	57,60 / 64,80*	68,00 / 71,28**
kg / pal kg / pal	1077 / 1139*	1349 / 1222**

\* Produções a partir de 2023 / Productions from 2023  
\*\* Produções a partir de 2021 / Productions from 2021



# SO

Mate / Matte

Cores / Colors



**So Grey SO19**  
60x60 . 23,6"x23,6" / M17



**Rodapé So Grey RSO19**  
8x60 . 3,1"x23,6" / P13



**So Beige SO29**  
60x60 . 23,6"x23,6" / M17



**Rodapé So Beige RSO29**  
8x60 . 3,1"x23,6" / P13

Formatos / Sizes



**60x60**  
23,6"x23,6"

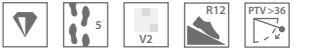
<b>espessura (mm)</b> thickness (mm)	9 / 8*
<b>m² / caixa</b> sqm / box	1,08 / 1,44*
<b>m² / pal</b> sqm / pal	34,56 / 46,08*
<b>kg / pal</b> kg / pal	682 / 803*

\* Produções a partir de 2023 / Productions from 2023

# chiado

Mate / Matte

Cores / Colors




**Chiado Bege CH20**  
33x33 . 13"x13" / M10



**Chiado Pedra CH60**  
33x33 . 13"x13" / M10



**Chiado Branco CH01**  
33x33 . 13"x13" / M10



**Chiado Anthracite CH90**  
33x33 . 13"x13" / M10

Formatos / Sizes



**33x33**  
13"x13"

<b>espessura (mm)</b> thickness (mm)	8,5
<b>m² / caixa</b> sqm / box	1,40
<b>m² / pal</b> sqm / pal	64,40
<b>kg / pal</b> kg / pal	1107




# jerez / vidago / pedras salgadas

Mate / Matte

Cores / Colors



Jerez Castanho JZ43  
33x33 . 13"x13" / M10



Jerez Cinza JZ13  
33x33 . 13"x13" / M10



Jerez Bege JZ23  
33x33 . 13"x13" / M10

Cores / Colors



Vidago Cinza VG10  
33x33 . 13"x13" / M10



Vidago Bege VG20  
33x33 . 13"x13" / M10

Cores / Colors



Pedras Salgadas Cinza PG10  
33x33 . 13"x13" / M12



Pedras Salgadas Bege PG20  
33x33 . 13"x13" / M12

Formatos / Sizes



33x33  
13"x13"

espessura (mm) thickness (mm)	8,5
m <sup>2</sup> / caixa sqm / box	1,40
m <sup>2</sup> / pal sqm / pal	64,40
kg / pal kg / pal	1100

# san marco

Mate / Matte

Cores / Colors



San Marco Castanho SM40  
33x33 . 13"x13" / M11



San Marco Carmim SM70  
33x33 . 13"x13" / M11



San Marco Bege SM20  
33x33 . 13"x13" / M11



San Marco Castanho Plus SM49  
33x33 . 13"x13" / M12



San Marco Carmim Plus SM79  
33x33 . 13"x13" / M12



San Marco Bege Plus SM29  
33x33 . 13"x13" / M12



Barra San Marco Castanho SM43  
16,5x33 . 6,5"x13" / M15



Barra San Marco Carmim SM73  
16,5x33 . 6,5"x13" / M15



Barra San Marco Bege SM23  
16,5x33 . 6,5"x13" / M15



Rodapé San Marco Castanho R3SM40  
7,5x33,3 . 3"x13,1" / P03



Rodapé San Marco Carmim R3SM70  
7,5x33,3 . 3"x13,1" / P03



Rodapé San Marco Bege R3SM20  
7,5x33,3 . 3"x13,1" / P03

Formatos / Sizes



33x33  
13"x13"

PLUS\*



33x33  
13"x13"



16,5x33  
6,5"x13"

espessura (mm) thickness (mm)	7,8	7,8	7,8
m <sup>2</sup> / caixa sqm / box	1,40	1,40	0,66
m <sup>2</sup> / pal sqm / pal	64,40	64,40	47,52
kg / pal kg / pal	1089	1089	865

\* Textura Antideslizante / Non Slip Finish



# terra

Mate / Matte

## Cores / Colors



**Terra Castanho TA44**  
33,3x33,3 . 13,1"x13,1" / M08



**Terra Laranja TA74**  
33,3x33,3 . 13,1"x13,1" / M08



**Terra Bege TA24**  
33,3x33,3 . 13,1"x13,1" / M08



**Rodapé Terra Castanho R3TA44**  
7,5x33,3 . 3"x13,1" / P03



**Rodapé Terra Laranja R3TA74**  
7,5x33,3 . 3"x13,1" / P03



**Rodapé Terra Bege R3TA24**  
7,5x33,3 . 3"x13,1" / P03



**Degrau Terra Castanho D3TA44**  
33,3x33,3 . 13,1"x 13,1" / P15



**Degrau Terra Laranja D3TA74**  
33,3x33,3 . 13,1"x13,1" / P15



**Degrau Terra Bege D3TA24**  
33,3x33,3 . 13,1"x13,1" / P15

## Formatos / Sizes




33,3x33,3  
13,1"x13,1"

espessura (mm) thickness (mm)	7,8
m <sup>2</sup> / caixa sqm / box	1,55
m <sup>2</sup> / pal sqm / pal	71,30
kg / pal kg / pal	1089


# vogue

Brilho / Glossy


## Cores / Colors



White




Grey



Cream

## Decors



**Decor Mosaico Vogue VO42R**  
34x66,5 . 13,4"x26,2" / R17

€/m<sup>2</sup>

## Pavimento Recomendado / Recommended Floor

on-road (pág.24)



Fog




Grey



Beige

urban (pág.66)



Black




Anthracite



Light Grey


lodge (pág.74)



Beige



Brown



Dark Brown

traffic (pág.257)



Soft Preto



Soft Cinza

nordic (pág.80)



Grey



Beige




Caramel



Brown

feel good (pág.86)



Milk



Caviar



Nut



Tea



Caramel

## Formatos / Sizes



34x66,5  
13,4"x26,2"

espessura (mm) thickness (mm)	10 / 9*
m <sup>2</sup> / caixa sqm / box	1,13 / 1,36*
m <sup>2</sup> / pal sqm / pal	45,20 / 54,40*
kg / pal kg / pal	840 / 843*

\* Produções a partir de 2021 / Productions from 2021



# everest

Mate / Matte

Cores / Colors



Everest White EV06R  
20x60 . 7,9"x23,6" / R16



Everest Grey EV16R  
20x60 . 7,9"x23,6" / R16



Everest Blue EV56R  
20x60 . 7,9"x23,6" / R16



Everest White Glossy EV02R  
20x60 . 7,9"x23,6" / R16



Everest Grey Glossy EV12R  
20x60 . 7,9"x23,6" / R16



Everest Blue Glossy EV52R  
20x60 . 7,9"x23,6" / R16

Cores / Colors



Everest White EV06  
30x60 . 11,8"x23,6" / M14



Everest Grey EV16  
30x60 . 11,8"x23,6" / M14



Everest Blue EV56  
30x60 . 11,8"x23,6" / M14



Rodapé Everest White REV06  
8x60 . 3,1"x23,6" / P13



Rodapé Everest Grey REV16  
8x60 . 3,1"x23,6" / P13



Rodapé Everest Blue REV56  
8x60 . 3,1"x23,6" / P13

Decors



Mosaico Everest White EEV06  
33x33 . 13"x13" / P26



Mosaico Everest Grey EEV16  
33x33 . 13"x13" / P26



Mosaico Everest Blue EEV56  
33x33 . 13"x13" / P26

Formatos / Sizes

	30x60 11,8"x23,6"	20x60 7,9"x23,6"
espessura (mm) thickness (mm)	9	10
m <sup>2</sup> / caixa sqm / box	1,26	0,96
m <sup>2</sup> / pal sqm / pal	50,40	46,08
kg / pal kg / pal	1000	740


# pisanino

Brilho / Glossy

Cores / Colors




Pisanino Preto PN91R  
33,3x50 . 13,1"x19,7" / R11




Pisanino Branco PN01R  
33,3x50 . 13,1"x19,7" / R10

Pavimento Coordenado / Matching Floor



Pisanino Preto PN91  
33,3x33,3 . 13,1"x13,1" / M08



Pisanino Branco PN01  
33,3x33,3 . 13,1"x13,1" / M07

Formatos / Sizes

	33,3x50 13,1"x19,7"
espessura (mm) thickness (mm)	8,5
m <sup>2</sup> / caixa sqm / box	1,67
m <sup>2</sup> / pal sqm / pal	53,44
kg / pal kg / pal	784

Pavimento Coordenado / Matching Floor

	33,3x33,3 13,1"x13,1"
espessura (mm) thickness (mm)	8,5
m <sup>2</sup> / caixa sqm / box	1,44
m <sup>2</sup> / pal sqm / pal	66,24
kg / pal kg / pal	1110







**Packing List Prestige**

formato formato format size format (cm)	espessura epaisseur thickness höhe (mm)	peça / caixa pieza / caja pièce / carton pieces / box stück / box	peças / m² piezas / m² pièces / m² pieces / sqm stück / m²	m² / caixa m² / caja m² / carton sqm / box m² / box	caixas / pal caja / pal carton / pal box / pal box / pal	m² / paleta m² / pal m² / pal sqm / pal m² / pal	kg / caixa kg / caja kg / carton kg / box kg / box	kg / pal
59x118,2	11 10*	2 2	1,43 1,43	1,39 1,39	28 30	38,92 41,70	36,34 33,04	1043 1016
19x118,2	11 10*	4 4	4,45 4,45	0,90 0,90	48 50	43,20 45,00	23,60 21,45	1158 1098
88,6x88,6	10,8 10*	2 2	1,30 1,30	1,57 1,57	20 22	31,40 34,54	40,50 37,50	835 850
44,2x88,6	10,8 10*	3 3	2,55 2,55	1,17 1,17	27 30	31,59 35,10	28,66 26,54	799 821
59x59	9**** 8*	3 4	2,87 2,87	1,04 1,39	32 32	33,28 44,48	19,76 23,42	657 774
29,4x59	9*** 8*	8 9	5,80 5,80	1,39 1,56	32 32	44,48 49,92	27,20 26,19	895 863
29,4x29,4	9 8*	14 16	11,57 11,57	1,21 1,38	38 38	45,98 52,44	22,92 23,28	896 910
14,6x14,6	9 8*	32 36	46,91 46,91	0,68 0,77	51 51	34,68 39,27	12,97 12,97	686 686
9,7x9,7	9 8**	60 66	106,28 106,28	0,56 0,62	112 112	62,72 69,44	11,29 11,04	1289 1261
60x60	9**** 8*	3 4	2,80 2,80	1,08 1,44	32 32	34,56 46,08	20,52 24,32	682 803
30x60	8,5 8*	8 9	5,60 5,60	1,44 1,62	40 40	57,60 64,80	26,30 27,85	1077 1139
45x45	9 8**	5 8	5,00 5,00	1,00 1,62	68 44	68,00 71,28	19,47 27,20	1349 1222

\* Produções a partir de 2023 / Productions from 2023  
 \*\* Produções a partir de 2021 / Productions from 2021  
 \*\*\* Forma  
 \*\*\*\* Kasbah

**Packing List Pavimento / Sols / Floor Tiles / Bodenfliesen**

formato formato format size format (cm)	espessura epaisseur thickness höhe (mm)	peça / caixa pieza / caja pièce / carton pieces / box stück / box	peças / m² piezas / m² pièces / m² pieces / sqm stück / m²	m² / caixa m² / caja m² / carton sqm / box m² / box	caixas / pal caja / pal carton / pal box / pal box / pal	m² / paleta m² / pal m² / pal sqm / pal m² / pal	kg / caixa kg / caja kg / carton kg / box kg / box	kg / pal
45x45	9 8**	5 8	5,00 5,00	1,00 1,62	68 44	68,00 71,28	19,47 27,20	1349 1222
33,3x33,3	7,8 8 8,5	14 14 13	9,00 9,00 9,00	1,55 1,55 1,44	46 46 46	71,30 71,30 66,24	23,13 24,02 23,58	1089 1130 1110
44x44	9 8**	5 6	5,16 5,16	0,97 1,16	66 66	64,02 76,56	18,71 19,87	1260 1336
14,5x88,2	10,5	8	7,82	1,02	52	53,04	23,55	1250
9,7x9,7	9 8**	60 66	106,28 106,28	0,56 0,62	112 112	62,72 69,44	11,29 11,04	1289 1261
20x90	9,5 9*	6 7	5,55 5,55	1,08 1,26	54 54	58,32 68,04	22,00 24,32	1213 1338
60x60	9 8*	3 4	2,80 2,80	1,08 1,44	32 32	34,56 46,08	20,52 24,32	682 803
45x45	9 8**	5 8	5,00 5,00	1,00 1,62	68 44	68,00 71,28	19,47 27,20	1349 1222
30x60	9*** 8,5 8*	7 8 9	5,60 5,60 5,60	1,26 1,44 1,62	40 40 40	50,40 57,60 64,80	24,37 26,30 27,85	1000 1077 1139
15x60	9,3 9**	12 12	11,11 11,11	1,08 1,08	40 40	43,20 43,20	21,48 20,79	884 857
33x33	7,8 8,5 9****	13 13 13	9,20 9,20 9,20	1,40 1,40 1,40	46 46 46	64,40 64,40 64,40	23,13 23,52 24,39	1089 1107 1147
16,5x33	7,8 8,5 9****	12 12 22	18,00 18,00 18,00	0,66 0,66 1,20	72 69 36	47,52 45,54 43,20	11,76 10,17 20,05	865 727 740
16,5x16,5	7,8 9****	24 24	36,00 36,00	0,66 0,66	72 72	47,52 47,52	10,72 12,11	797 897

\* Produções a partir de 2023 / Productions from 2023  
 \*\* Produções a partir de 2021 / Productions from 2021  
 \*\*\* Everest  
 \*\*\*\* Santa Fé

**Packing List**

**Peças Especiais / Piezas Cerámicas Especiales / Pièces Spéciales / Special Pieces / Spezialteile**  
**Pavimento / Sols / Floor Tiles / Bodenfliesen**

**Decors / Decoración / Décors / Deco / Dekorierter Fliesen**

formato formato format size format (cm)	peça / caixa pieza / caja pièce / carton pieces / box stück / box	formato formato format size format (cm)	peça / caixa pieza / caja pièce / carton pieces / box stück / box
29,4x29,4	5	29,4x59	4
33x33	6 Absolute - 5 / 6*	32,6x59	5
30x30	6 7*		

Os decors em rede são produzidos a partir das bases com menor espessura / Mesh decors are produced from bases with less thickness  
 \* Produções a partir de 2023 / Productions from 2023

**Rodapés / Rodapié / Plinthes / Ceramic Skirting / Fussleisten**

formato formato format size format (cm)	peça / caixa pieza / caja pièce / carton pieces / box stück / box	formato formato format size format (cm)	peça / caixa pieza / caja pièce / carton pieces / box stück / box
7,5x33	24	33x33	5
7,5x44	18 Feel Good - 16	33,3x33,3	14
7,5x45	18	44x44	5 6*
8x59	5 6*	45x45	5 8*
8x60	5 6*	29,4x59	8 9* Newstreet - 2
8x88,6	10	30x60	8 9*

\* Produções a partir de 2023 / Productions from 2023

\* Produções a partir de 2023 / Productions from 2023

**Tacos / Lames / Parquet Block / Parkettboden**

formato formato format size format (cm)	peça / caixa pieza / caja pièce / carton pieces / box stück / box
16,5x16,5	24

As quantidades apresentadas para as peças especiais (decorações, rodapés e barras) podem variar de acordo com as necessidades da encomenda.  
 Las cantidades presentadas para las piezas especiales (decoraciones, rodapiés, barras) pueden cambiar según las especificaciones del pedido.  
 Les quantités présentées pour les pièces spéciales (décorations, plinthes et frises) peuvent varier selon les nécessités de la commande.  
 The amounts presented for special pieces (decoration, skirting and border tiles) can vary according to the consignment requirements.  
 Die angegebenen Mengen für spezielle Bauteile (Dekorationen, Fußleisten und Bordüren) können je nach den Erfordernissen der Bestellung abweichen.



**Packing List Revestimento** / Resvestimiento / Revêtement / Wall Tiles / Wandfliesen

formato format size format (cm)	espessura épaisseur thickness höhe (mm)	peça / caixa pieza / caja pièce / carton pieces / box stück / box	peças / m² piezas / m² pièces / m² pieces / sqm stück / m²	m² / caixa m² / caja m² / carton sqm / box m² / box	caixas / pal caja / pal carton / pal box / pal box / pal	m² / paleta m² / pal m² / pal sqm / pal m² / pal	kg / caixa kg / caja kg / carton kg / box kg / box	kg / pal
32,5x90	11 10*	4 4	3,40 3,40	1,17 1,17	20 48	23,40 56,16	23,20 21,09	489 1037
34x91,5	11 10*	4 4	3,20 3,20	1,24 1,24	20 48	24,80 59,52	24,70 22,45	519 1103
34x66,5	9** 10*** 10,3	6 5 5	4,40 4,40 4,40	1,36 1,13 1,13	40 40 40	54,40 45,20 45,20	20,45 20,63 21,40	843 840 881
20x60	10	8	8,33	0,96	48	46,08	15,08	740
33,3x50	8,5 9,5****	10 10	6,00 6,00	1,67 1,67	32 28	53,44 46,76	23,71 25,18	784 720
20x40	8	11	12,50	0,88	72	63,36	11,30	840

\* Produções a partir de 2023 / Productions from 2023  
 \*\* Produções a partir de 2021 / Productions from 2021  
 \*\*\* Tokyo Stripe, Mundi Stripe, Habitat Stripe  
 \*\*\*\* Viva

**Packing List Peças Especiais** / Piezas Cerámicas Especiales / Pièces Spéciales / Special Pieces / Spezialteile  
**Revestimento** / Revestimiento / Revêtement / Wall Tiles / Wandfliesen

**Decors** / Decoración / Décors / Deco / Dekorierte Fliesen

formato formato format size format (cm)	peça / caixa pieza / caja pièce / carton pieces / box stück / box	formato formato format size format (cm)	peça / caixa pieza / caja pièce / carton pieces / box stück / box
16,2x16,2	32	33x33	5
28,2x28,2	5	33,3x50	5
29,7x29,7	5	29,4x59	5
32,5x32,5	5	34x65	5

Os decors em rede são produzidos a partir das bases com menor espessura/ Mesh decors are produced from bases with less thickness

**Barras\_Listelos\_Meia Cana** / Barras\_Listelos\_Media Caña / Frises\_Listels\_Voilement Transversal / Border Tiles\_Pencil Molding Listellos\_Cap Moldings / Bordüren\_Listelo\_Torelo

formato formato format size format (cm)	peça / caixa pieza / caja pièce / carton pieces / box stück / box	formato formato format size format (cm)	peça / caixa pieza / caja pièce / carton pieces / box stück / box
1,2x32,5	24	1,8x33,3	90
3,5x32,5	10	3x50	9
5x32,5	16	3,5x60	10

As quantidades apresentadas para as peças especiais (decorações, rodapés e barras) podem variar de acordo com as necessidades da encomenda. Las cantidades presentadas para las piezas especiales (decoraciones, rodapiés, barras) pueden cambiar según las especificaciones del pedido.  
 Les quantités présentées pour les pièces spéciales (décorations, plinthes et frises) peuvent varier selon les nécessités de la commande.  
 The amounts presented for special pieces (decoration, skirting and border tiles) can vary according to the consignment requirements.  
 Die angegebenen Mengen für spezielle Bauteile (Dekorationen, Fußleisten und Bordüren) können je nach den Erfordernissen der Bestellung abweichen.

**Grés Porcelanato Vidrado - Grupo Bla**

Porcellanato Esmaltado - Grupo Bla / Grès Cérame Emailé - Groupe Bla  
 Glazed Porcelain Tiles - Class Bla / Glasiertes Feinsteinzeug - Gruppe Bla

	características técnicas características técnicas caractéristiques techniques technical features technische eigenschaften	norma norma norme test method norm	valor da norma NP EN14411 valor de la norma valeur de la norme standard value wert der norm	valor DOMINÓ valor DOMINÓ valeur DOMINO DOMINÓ value wert DOMINÓ
	<b>comprimento e largura</b> longitud y anchura longueur et largeur length and width länge und Breite	NP EN ISO 10545 -2	± 0,6 %	<b>cumpra a norma</b> cumple la norma respecte la norme complies with the standards entspricht der norm
	<b>espessura</b> grosor épaisseur thickness tiefe	NP EN ISO 10545 -2	± 5 %	<b>cumpra a norma</b> cumple la norma respecte la norme complies with the standards entspricht der norm
	<b>rectitude das arestas</b> rectitud de los lados rectitude des arêtes side straightness geradlinigkeit des Grats	NP EN ISO 10545 -2	± 0,5 %	<b>cumpra a norma</b> cumple la norma respecte la norme complies with the standards entspricht der norm
	<b>ortogonalidade</b> ortogonalidad angularité rectangularity orthogonalität	NP EN ISO 10545 -2	± 0,5 %	<b>cumpra a norma</b> cumple la norma respecte la norme complies with the standards entspricht der norm
	<b>planaridade</b> planitud de la superficie planéité surface flatness ebenheit	NP EN ISO 10545 -2	± 0,5 %	<b>cumpra a norma</b> cumple la norma respecte la norme complies with the standards entspricht der norm
	<b>absorção de água</b> absorción de agua absorption d'eau water absorption absorption von Wasser	NP EN ISO 10545 -3	≤ 0,5 %	≤ 0,5 %
	<b>resistência à flexão</b> resistencia a la flexión contrainte de rupture bending stretch biegefestigkeit	NP EN ISO 10545 -4	≥ 35 N/mm2	≥ 35 N/mm2
	<b>resistência à abrasão</b> resistencia a la abrasión résistance à l'abrasion abrasion resistance abriebfestigkeit	NP EN ISO 10545 -7	<b>segundo valores do fabricante</b> segun los valores del fabricante d'après les valeurs du fabricant according manufacturer values der angaben des herstelllers	<b>3 - 5</b>
	<b>resistência ao choque térmico</b> resistencia ao choque térmico résistance aux chocs thermiques resistance to thermal shock resistenz gegen thermischen Schock	NP EN ISO 10545 -9	<b>método de ensaio disponível</b> méthode de ensaio disponible méthode d'essai disponible test method available testmethode verfügbar	<b>resiste</b> resiste résiste resists ist resistant
	<b>resistência ao fendilhamento</b> resistencia al cuarteo résistance aux tréssaillures crazing resistance rissfestigkeit	NP EN ISO 10545 -11	<b>exigido</b> exigido exigé required verlangt	<b>cumpra a norma</b> cumple la norma respecte la norme complies with the standards entspricht der norm
	<b>resistência ao gelo</b> resistencia al hielo résistance au gel frost resistance resistenz bei Eis	NP EN ISO 10545 -12	<b>exigido</b> exigido exigé required verlangt	<b>cumpra a norma</b> cumple la norma respecte la norme complies with the standards entspricht der norm
	<b>resistência aos ácidos e bases</b> resistencia a los ácidos e bases résistance aux acides et aux bases resistance against acids and bases resistenz gegen Säuren und Basen	NP EN ISO 10545 -13	<b>segundo valores do fabricante</b> segun los valores del fabricante d'après les valeurs du fabricant according manufacturer values der angaben des herstelllers	<b>min. classe</b> min. class min. classe min. classe min. Klasse
	<b>resistência aos produtos de limpeza domésticos</b> resistencia a los productos de limpieza y reactivos de piscina résistance aux produits d'entretien domestiques household detergents and additives for swimming-pools resistenz gegen häusliche Reinigungsprodukte	NP EN ISO 10545 -13	<b>min. classe</b> min. class min. classe min. classe min. Klasse	<b>GB</b>     <b>GA</b>
	<b>resistência às manchas</b> resistencia a las manchas résistance aux tâches resistance to staining resistenz gegen Fleckenbildung	NP EN ISO 10545 -14	<b>min. classe</b> min. class min. classe min. classe min. Klasse	<b>3</b>     <b>cumpra a norma</b> cumple la norma respecte la norme complies with the standards entspricht der norm



## Pavimento Grés Vidrado Pasta Branca - Grupo BIIa

Pavimento Grés Vidriado Pasta Blanca - Grupo BIIa / Carreaux Grés Emailé Pâte Blanche - Groupe BIIa  
Glazed White Body Floor Tiles - Class BIIa / Glasiert Bodenfliesen Weisse Scherbe - Gruppe BIIa

	características técnicas características técnicas caractéristiques techniques technical features technische eigenschaften	norma norma norme test method norm	valor da norma NP EN14411 valor de la norma valeur de la norme standard value wert der norm	valor DOMINÓ valor DOMINÓ valeur DOMINO DOMINÓ value wert DOMINO
	<b>comprimento e largura</b> longitud y anchura longueur et largeur length and width länge und Breite	NP EN ISO 10545 -2	± 0,6 %	<b>cumpre a norma</b> cumple la norma respecte la norme complies with the standards entspricht der norm
	<b>espessura</b> grosor épaisseur thickness tiefe	NP EN ISO 10545 -2	± 5 %	<b>cumpre a norma</b> cumple la norma respecte la norme complies with the standards entspricht der norm
	<b>rectitude das arestas</b> rectitud de los lados rectitude des arêtes side straightness geradlinigkeit des Grats	NP EN ISO 10545 -2	± 0,5 %	<b>cumpre a norma</b> cumple la norma respecte la norme complies with the standards entspricht der norm
	<b>ortogonalidade</b> ortogonalidad angularité rectangularity orthogonalität	NP EN ISO 10545 -2	± 0,5 %	<b>cumpre a norma</b> cumple la norma respecte la norme complies with the standards entspricht der norm
	<b>planaridade</b> planitud de la superficie planéité surface flatness ebenheit	NP EN ISO 10545 -2	± 0,5 %	<b>cumpre a norma</b> cumple la norma respecte la norme complies with the standards entspricht der norm
	<b>absorção de água</b> absorción de agua absorption d'eau water absorbtion absorption von Wasser	NP EN ISO 10545 -3	> 3 % / ≤ 6 %	> 2 % / ≤ 5 %
	<b>resistência à flexão</b> resistencia a la flexión contrainte de rupture bending stretch biegefestigkeit	NP EN ISO 10545 -4	≥ 22 N/mm2	≥ 27 N/mm2
	<b>resistência à abrasão</b> resistencia a la abrasión résistance à l'abrasion abrasion resistance abriebfestigkeit	NP EN ISO 10545 -7	<b>segundo valores do fabricante</b> segun los valores del fabricante d'après les valeurs du fabricant according manufacturer values der angaben des herstelllers	3 - 5
	<b>resistência ao choque térmico</b> resistencia ao choque térmico résistance aux chocs thermiques resistance to thermal shock resistenz gegen thermischen Schock	NP EN ISO 10545 -9	<b>método de ensaio disponível</b> método de ensaio disponible méthode d'essai disponible test method available testmethode verfügbar	<b>resiste</b> résiste resists ist resistant
	<b>resistência ao fendilhamento</b> resistencia al cuarteo résistance aux tréssaillures crazing resistance rissfestigkeit	NP EN ISO 10545 -11	<b>exigido</b> exigido required verlangt	<b>cumpre a norma</b> cumple la norma respecte la norme complies with the standards entspricht der norm
	<b>resistência ao gelo</b> resistencia al hielo résistance au gel frost resistance resistenz bei Eis	NP EN ISO 10545 -12	<b>exigido</b> exigido required verlangt	<b>cumpre a norma</b> cumple la norma respecte la norme complies with the standards entspricht der norm
	<b>resistência aos ácidos e bases</b> resistencia a los ácidos e bases résistance aux acides et aux bases resistance against acids and bases resistenz gegen Säuren und Basen	NP EN ISO 10545 -13	<b>segundo valores do fabricante</b> segun los valores del fabricante d'après les valeurs du fabricant according manufacturer values der angaben des herstelllers	<b>min. classe</b> min. class min. classe min. Klasse <b>GLB</b>
	<b>resistência aos produtos de limpeza domésticos</b> resistencia a los productos de limpieza y reactivos de piscina résistance aux produits d'entretien domestiques household detergents and additives for swimming-pools resistenz gegen häusliche Reinigungsprodukte	NP EN ISO 10545 -13	<b>min. classe</b> min. class min. classe min. Klasse <b>GB</b>	<b>classe</b> class classe klasse <b>GA</b>
	<b>resistência às manchas</b> resistencia a las manchas résistance aux tâches resistance to staining resistenz gegen Fleckenbildung	NP EN ISO 10545 -14	<b>min. classe</b> min. class min. classe min. Klasse <b>3</b>	<b>cumpre a norma</b> cumple la norma respecte la norme complies with the standards entspricht der norm

## Revestimento Pasta Branca - Grupo BIII

Revestimiento Pasta Blanca - Grupo BIII / Faïance Pâte Blanche - Groupe BIII  
White Body Wall Tiles - Class BIII / Wandfliesen Weisse Scherbe - Gruppe BIII

	características técnicas características técnicas caractéristiques techniques technical features technische eigenschaften	norma norma norme test method norm	valor da norma NP EN14411 valor de la norma valeur de la norme standard value wert der norm	valor DOMINÓ valor DOMINÓ valeur DOMINO DOMINÓ value wert DOMINO
	<b>comprimento e largura</b> longitud y anchura longueur et largeur length and width länge und Breite	NP EN ISO 10545 -2	± 0,5 %	<b>cumpre a norma</b> cumple la norma respecte la norme complies with the standards entspricht der norm
	<b>espessura</b> grosor épaisseur thickness tiefe	NP EN ISO 10545 -2	± 10 %	<b>cumpre a norma</b> cumple la norma respecte la norme complies with the standards entspricht der norm
	<b>rectitude das arestas</b> rectitud de los lados rectitude des arêtes side straightness geradlinigkeit des Grats	NP EN ISO 10545 -2	± 0,3 %	<b>cumpre a norma</b> cumple la norma respecte la norme complies with the standards entspricht der norm
	<b>ortogonalidade</b> ortogonalidad angularité rectangularity orthogonalität	NP EN ISO 10545 -2	± 0,5 %	<b>cumpre a norma</b> cumple la norma respecte la norme complies with the standards entspricht der norm
	<b>planaridade</b> planitud de la superficie planéité surface flatness ebenheit	NP EN ISO 10545 -2	<b>central e lateral</b> central et latéral center and edge zentral und seitlich  <b>empeno</b> empeno gauchissement warpage krümmung	<b>+ 0,5%</b> <b>- 0,3%</b>  <b>cumpre a norma</b> cumple la norma respecte la norme complies with the standards entspricht der norm
	<b>absorção de água</b> absorción de agua absorption d'eau water absorbtion absorption von Wasser	NP EN ISO 10545 -3	> 10 %	15% - 19%
	<b>resistência à flexão</b> resistencia a la flexión contrainte de rupture bending stretch biegefestigkeit	NP EN ISO 10545 -4	≥ 15 N/mm2	≥ 15 N/mm2
	<b>resistência ao choque térmico</b> resistencia ao choque térmico résistance aux chocs thermiques resistance to thermal shock resistenz gegen thermischen Schock	NP EN ISO 10545 -9	<b>método de ensaio disponível</b> método de ensaio disponible méthode d'essai disponible test method available testmethode verfügbar	<b>resiste</b> résiste resists ist resistant
	<b>resistência ao fendilhamento</b> resistencia al cuarteo résistance aux tréssaillures crazing resistance rissfestigkeit	NP EN ISO 10545 -11	<b>exigido</b> exigido required verlangt	<b>cumpre a norma</b> cumple la norma respecte la norme complies with the standards entspricht der norm
	<b>resistência aos ácidos e bases</b> resistencia a los ácidos e bases résistance aux acides et aux bases resistance against acids and bases resistenz gegen Säuren und Basen	NP EN ISO 10545 -13	<b>segundo valores do fabricante</b> segun los valores del fabricante d'après les valeurs du fabricant according manufacturer values der angaben des herstelllers	<b>min. classe</b> min. class min. classe min. Klasse <b>GLB</b>
	<b>resistência aos produtos de limpeza domésticos</b> resistencia a los productos de limpieza y reactivos de piscina résistance aux produits d'entretien domestiques household detergents and additives for swimming-pools resistenz gegen häusliche Reinigungsprodukte	NP EN ISO 10545 -13	<b>min. classe</b> min. class min. classe min. Klasse <b>GB</b>	<b>classe</b> class classe klasse <b>GA</b>
	<b>resistência às manchas</b> resistencia a las manchas résistance aux tâches resistance to staining resistenz gegen Fleckenbildung	NP EN ISO 10545 -14	<b>min. classe</b> min. class min. classe min. Klasse <b>3</b>	<b>cumpre a norma</b> cumple la norma respecte la norme complies with the standards entspricht der norm

**A DOMINÓ recomenda a utilização de Porcelanato em ambientes de exterior. O Pavimento em Monocozedura Pasta Branca (Grés) deve ser utilizado apenas em ambientes de interior.**

DOMINÓ recomienda utilizar Porcelanato en ambientes de exterior. El Pavimento en Monococción Pasta Branca (Grés) debe ser utilizado apenas en ambientes de interior.

DOMINÓ conseille l'utilisation de Carreaux de faïence dans des environnements extérieurs. Le revêtement en Monocoussion Pâte Blanche (Grés) doit être uniquement utilisé dans des environnements d'intérieur.

DOMINÓ suggests the use of porcelain for outdoor environments, while pavement in single-fired white paste (grés) should be preferred for indoor applications.

DOMINÓ rät zur Verwendung von emailierten Fliesen nur im Freien. Fußböden aus einfach gebrannten Steinfliesen sollten nur in Innenräumen verwendet werden.



**Conselhos de Utilização** / Consejos para el Uso / Conseils d’Utilisation / Recommendations for Use / Hinweise zur Anwendung

Resistência à Abrasão
<b><span>👤1</span></b> <b>Pavimentos sujeitos a tráfego leve, aplicados em ambientes protegidos de agentes abrasivos e riscantes, tipo areias e granilhas.</b> <b>Aplicações: quartos e banhos privados.</b>
<b><span>👤2</span></b> <b>Pavimentos sujeitos a tráfego médio/leve em ambientes protegidos de agentes abrasivos e riscantes, tipo areias e granilhas.</b> <b>Aplicações: todas as divisões de habitação particular, excepto em cozinhas.</b>
<b><span>👤3</span></b> <b>Pavimentos sujeitos a tráfego médio, aplicados em ambientes protegidos de agentes abrasivos e riscantes, tipo areias e granilhas.</b> <b>Aplicações: todas as divisões de habitações particulares, incluindo a cozinha, suites de hotéis, quartos de hospital, etc.</b>
<b><span>👤4</span></b> <b>Pavimentos sujeitos a tráfego médio/intenso, podendo ser aplicados em ambientes com acesso directo ao exterior.</b> <b>Aplicações: restaurantes, hotéis, escolas, lojas, escritórios, hospitais, etc. Excluindo apenas a zona debaixo de secretárias e registadoras de locais públicos.</b>
<b><span>👤5</span></b> <b>Pavimentos sujeitos a tráfego intenso, colocados em ambientes não protegidos de agentes abrasivos e riscantes, tipo areias e granilhas.</b> <b>Aplicações: bares, restaurantes, hotéis, lojas, escolas, escritórios, hospitais, etc.</b>

Resistencia a la Abrasión
<b><span>👤1</span></b> Pavimentos sometidos a tráfico liviano, colocados en ambientes protegidos de los agentes abrasivos y de rayado, tipo: arena, gravilla, etc. Dichos pavimentos generalmente se pueden colocar en dormitorios y baños, en las viviendas privadas.
<b><span>👤2</span></b> Pavimentos sometidos a tráfico medio liviano, colocados en ambientes protegidos de los agentes abrasivos y de rayado, tipo: arena, gravilla, etc. Dichos pavimentos generalmente se pueden colocar en todos los cuartos de las viviendas privadas, menos en las cocinas.
<b><span>👤3</span></b> Pavimentos sometidos a tráfico medio, colocados en ambientes protegidos de los agentes abrasivos y de rayado, tipo: arena, gravilla, etc. Dichos pavimentos generalmente se pueden colocar en todos los cuartos de las viviendas privadas incluso la cocina, habitaciones de hoteles con respectivos servicios, cuartos de internación de los hospitales, etc.
<b><span>👤4</span></b> Pavimentos sometidos a tráfico medio pesado, colocados en ambientes desprotegidos de los agentes abrasivos o de rayado, tipo: arena, gravilla, etc. y locales con entrada directa del exterior. Dichos pavimentos se pueden, generalmente, colocar en restaurantes, hoteles, escuelas, oficinas, hospitales, etc. excluyendo solamente la zona que queda debajo de los bancos y cajas en los ejercicios públicos.
<b><span>👤5</span></b> Pavimentos sometidos a tráfico medio pesado, colocados en ambientes desprotegidos de los agentes abrasivos o de rayado, tipo: arena, gravilla, etc. y en locales con entrada directa del exterior. Dichos pavimentos se pueden, generalmente, colocar en bares, restaurantes, hoteles, tiendas, oficinas, hospitales, escuelas, etc.

Résistance à l’Abrasion
<b><span>👤1</span></b> Pavements soumis à trafic léger et à l’abri d’agents abrasifs ou rayants tels que: sable, pulvérlences, etc. Ces pavements peuvent être posés, en général, dans les chambres et dans les salles de bains des habitacions particulières.
<b><span>👤2</span></b> Pavements soumis à trafic moyen léger et à l’abri d’agents abrasifs ou rayants tels que: sable, pulvérlences, etc. Ces pavements peuvent être posés, en général, dans toutes les pièces des habitations particulières a l’exclusion des cuisines.
<b><span>👤3</span></b> Pavements soumis à trafic moyen et à l’abri d’agents abrasifs ou rayants tels que: sable, pulvérlences, etc. Ces pavements peuvent être placés, en général, dans toutes les pièces des habitations particulières, y compris les cuisines, les chambres d’hôtels avec salles de bains, les chambres d’hôpitalux.
<b><span>👤4</span></b> Pavements soumis à trafic moyen intense et exposés aux agents abrasifs ou rayants tels que: sable, pulvérlences, etc.; donc, également, locaux ayant un accès direct à l’extérieur. Ces pavements peuvent être posés, en général, dans les restaurants, les hôtels, les magasins, les écoles, les bureaux, les hôpitalux, etc. à l’exclusion de la zone directement à l’aplomb des compotoirs et caisses des locaux publics.
<b><span>👤5</span></b> Pavements soumis à trafic moyen intense et exposés aux agents abrasifs ou rayants tels que: sable, pulvérlences, etc.; donc, également, locaux ayant un accès direct à l’extérieur. Ces pavements peuvent être posés, en général, dans les bars, les restaurants, les hôtels, les magasins, les écoles, les bureaux, les hôpitalux, etc.

Abrasion Resistance
<b><span>👤1</span></b> Floors subject to light traffic and protected from abrasive and scratching agents such as sand, gravel, etc. In general, these tiles may be used in bedrooms, bathrooms and private dwellings.
<b><span>👤2</span></b> Floors exposed to medium-light traffic and protected from abrasive and scratching agents such as sand, gravel, etc. In general, these tiles may be used in private houses, except kitchens.
<b><span>👤3</span></b> Floors exposed to medium-heavy traffic and protected from abrasive and scratching agents such as sand, gravel, etc. In general, these tiles may be used in all kinds of private rooms, including kitchens, hotel-rooms with relative facilities, hospital-rooms, etc.
<b><span>👤4</span></b> Floors exposed to medium-heavy traffic and not protected from abrasive and scratching agents such as sand, gravel, etc., therefore also rooms to which there is direct access from the outside. In general, these tiles may be used in restaurants, hotels, shops, schools, offices, hospitals, etc. with the only exception of the area beneath desks and the cash counters of public places.
<b><span>👤5</span></b> Floors exposed to medium-heavy traffic and not protected from abrasive and scratching agents such as sand, gravel, etc., hence also rooms to which there is direct access from outside. In general, these tiles may be used in cafes, restaurants, hotels, shops, schools, offices, hospitals, etc.

Abriebfestigkeit
<b><span>👤1</span></b> Schwach begangene gegen abrasive und verkratzende Substanzen wie Sand, Kies usw, geschütztle Böden. Diese Bodenbeläge eignen sich im allgemeinen für Schlafräume und Badezimmer in Privatwohnungen.
<b><span>👤2</span></b> Schwach bis mittelstark begangene Böden, die gegen abrasive und verkratzende Substanzen wie Sand, Kies usw. Geschützt sind. Diese Bodenbeläge eignen sich im allgemeinen für alle Räume einer Privatwohnung ausschließlich der Küche.
<b><span>👤3</span></b> Mittelstark begangene Böden, die gegen abrasive und verkratzende Substanzen wie Sand, Kies usw, geschützt sind. Diese Bodenbeläge eignen sich im allgemein für alle Räume von Privatwohnungen, einschließlich Küchen, sowie für Hotelzimmer inkl. Bäder, Krankenzimmer usw.
<b><span>👤4</span></b> Mittelstark begangene Böden, die nicht gegen abrasive und verkratzende Substanzen wie Sand, Kies, usw geschützt sind sowie Räume, die direkten Zugang won außen haben. Diese Bodenbeläge eignen sich allgemein für Gaststätten, Hotels, Läden, Schulen, Krankenhäuser, Büros usw, ausschließlich der Bereiche unter den Theken oder unter Kassenschaltem öffentlicher Betriebe.
<b><span>👤5</span></b> Mittelstark begangene Böden, die nicht gegen abrasive und verkratzende Substanzen wie Sand, Kies usw. Geschützt sind, sowie Räume die direkten Zugang von außen haben. Diese Bodenbeläge eignen sich allgemein für Cafés, Gaststätten, Hotels, Läden, Schulen, Büros, Krankenhäuser usw.

**Conselhos de Utilização** / Consejos para el Uso / Conseils d’Utilisation / Recommendations for Use / Hinweise zur Anwendung

produto <p>producto produit product produkt</p>	EN 16165 2021			produto <p>producto produit product produkt</p>	EN 16165 2021			produto <p>producto produit product produkt</p>	EN 16165 2021		
	ANEXO B	ANEXO A	ANEXO C		ANEXO B	ANEXO A	ANEXO C		ANEXO B	ANEXO A	ANEXO C
<b>melt</b>	<b>R9</b>	–	–	<b>feel good</b>	<b>R10</b>	–	<b>PTV &gt;36</b>	<b>nordic plus</b>	<b>R11</b>	–	<b>PTV &gt;36</b>
<b>lausanne</b>	<b>R10</b>	<b>B</b>	–	<b>lodge</b>	–	–	<b>PTV &gt;36</b>	<b>ecoliving plus</b>	<b>R10</b>	–	<b>PTV &gt;36</b>
<b>traffic soft</b>	<b>R9</b>	–	–	<b>lodge plus</b>	<b>R11</b>	–	<b>PTV &gt;36</b>	<b>chiado</b>	<b>R12</b>	–	–
<b>titan</b>	<b>R10</b>	–	–	<b>garland</b>	<b>R11</b>	–	<b>PTV &gt;36</b>	<b>pedras salgadas</b>	<b>R10</b>	–	–
<b>newstreet</b>	<b>R10</b>	–	–	<b>top deck</b>	<b>R10</b>	–	–	<b>portú</b>	<b>R10</b>	–	<b>PTV &gt;36</b>
<b>newstreet plus</b>	<b>R11</b>	–	<b>PTV &gt;36</b>	<b>san marco</b>	<b>R10</b>	–	–	<b>jerez</b>	<b>R10</b>	–	–
<b>kasbah</b>	<b>R10</b>	–	<b>PTV &gt;36</b>	<b>san marco plus</b>	<b>R11</b>	–	<b>PTV &gt;36</b>	<b>terra</b>	<b>R9</b>	–	–
<b>kasbah plus</b>	<b>R11</b>	–	<b>PTV &gt;36</b>	<b>santa fé</b>	<b>R10</b>	–	–	<b>vidago</b>	<b>R12</b>	–	<b>PTV &gt;36</b>
<b>on-road</b>	<b>R10</b>	<b>B</b>	<b>PTV &gt;36</b>	<b>so</b>	–	–	<b>PTV &gt;36</b>	<b>everstone</b>	<b>R9</b>	–	–
<b>on-road plus</b>	<b>R11</b>	–	<b>PTV &gt;36</b>	<b>prodeck</b>	<b>R12</b>	–	<b>PTV &gt;36</b>				

**Limpeza e Manutenção** / Limpieza y Mantenimiento / Nettoyage et Entretien / Cleaning and Maintenance / Hinweise zur Anwendung

<p><b>As superfícies dos pavimentos e dos revestimentos cerâmicos proporcionam óptimas condições de higiene e conservação, com uma manutenção muito prática e uma limpeza fácil, normalmente feitas com produtos de limpeza domésticos (neutros ou básicos) para utilização frequente.</b></p> <p><b>A utilização de produtos específicos deve ser equacionada nas seguintes situações:</b></p> <ul style="list-style-type: none"><li>- <b>Limpeza de cimentos e betumes após obra;</b></li> <li>- <b>Limpeza de manutenção, nos casos em que os produtos de limpeza domésticos não sejam totalmente eficazes;</b></li> <li>- <b>Limpeza das juntas, de modo a conservarem a sua cor original.</b></li></ul> <p><b>É fundamental obedecer às instruções de aplicação destes produtos específicos, uma vez que alguns contêm ácidos fortes que podem atacar as superfícies. Por razões de segurança, recomenda-se que sejam testados em peças de reserva ou em zonas menos visíveis. Normalmente estes produtos estão disponíveis nos revendedores de materiais de construção.</b></p> <p><b>Prestar especial atenção à limpeza das decorações, nunca utilizando abrasivos nem utensílios de limpeza que as possam riscar.</b></p>
<p>Las superficies de los pavimentos y revestimientos cerámicos ofrecen condiciones higiénicas y de conservación optimas, además de tener un mantenimiento muy práctico y una limpieza fácil, habitualmente hecha con productos de limpieza caseros (de pH neutro o básico), para una utilización frecuente.</p> <p>Tenga en cuenta la posibilidad de utilizar productos más específicos en las siguientes situaciones:</p> <ul style="list-style-type: none"><li>- Limpieza de cemento y masilla, tras la obra;</li> <li>- Limpieza de mantenimiento, si los productos de limpieza caseros no son suficientemente eficaces;</li> <li>- Limpieza de las juntas, para mantener su color original.</li></ul> <p>Es fundamental que las instrucciones de aplicación de estos productos sean continuas, ya que contienen ácidos fuertes que pueden dañar las superficies. Por motivos de seguridad, se recomienda el test en piezas de reserva o en locales menos visibles. Habitualmente, estos productos están a la venta en vendedores al por mayor de material de construcción.</p> <p>Tenga atención cuando limpie las decoraciones, evite la utilización de productos abrasivos o instrumentos de limpieza porque pueden dañarlas.</p>


<p>Les surfaces des planchers et des revêtements céramiques offrent des conditions optimales d’hygiène et de conservation, dont l’entretien et le nettoyage sont très aisés, les produits de nettoyage domestiques courants (neutres ou basiques) suffisant à une utilisation fréquente.</p> <p>L’utilisation de produits spécifiques doit être évaluée dans les situations suivantes:</p> <ul style="list-style-type: none"><li>-Nettoyage de ciments et de bitumes après des travaux</li> <li>-Nettoyage et entretien, dans les cas où les produits de nettoyage domestique ne satisferaient pas pleinement.</li> <li>-Nettoyage des joints, en sorte à ce qu’ils gardent leu couleur originale.</li></ul> <p>Il est de la plus haute importance de respecter les instructions d’application de ces produits spécifiques, car certain d’entre eux contiennent des acides forts qui peuvent attaquer les surfaces. Pour des raisons de sécurité, il est recommandé de procéder à des essais sur des pièces de réserve ou sur dans des zones moins visibles. Normalement ces produits sont disponibles chez les revendeurs de matériaux de construction.</p> <p>Il faut prêter une attention toute particulière au nettoyage des décorations. Ne jamais utiliser des abrasifs ou des ustensiles de nettoyage susceptibles de rayer les décorations.</p>
<p>Las superficies de los pavimentos y revestimientos cerámicos ofrecen condiciones higiénicas y de conservación optimas, además de tener un mantenimiento muy práctico y una limpieza fácil, habitualmente hecha con productos de limpieza caseros (de pH neutro o básico), para una utilización frecuente.</p> <p>Tenga en cuenta la posibilidad de utilizar productos más específicos en las siguientes situaciones:</p> <ul style="list-style-type: none"><li>- Limpieza de cemento y masilla, tras la obra;</li> <li>- Limpieza de mantenimiento, si los productos de limpieza caseros no son suficientemente eficaces;</li> <li>- Limpieza de las juntas, para mantener su color original.</li></ul> <p>Es fundamental que las instrucciones de aplicación de estos productos sean continuas, ya que contienen ácidos fuertes que pueden dañar las superficies. Por motivos de seguridad, se recomienda el test en piezas de reserva o en locales menos visibles. Habitualmente, estos productos están a la venta en vendedores al por mayor de material de construcción.</p> <p>Tenga atención cuando limpie las decoraciones, evite la utilización de productos abrasivos o instrumentos de limpieza porque pueden dañarlas.</p>

<p>Les surfaces des planchers et des revêtements céramiques offrent des conditions optimales d’hygiène et de conservation, dont l’entretien et le nettoyage sont très aisés, les produits de nettoyage domestiques courants (neutres ou basiques) suffisant à une utilisation fréquente.</p> <p>L’utilisation de produits spécifiques doit être évaluée dans les situations suivantes:</p> <ul style="list-style-type: none"><li>-Nettoyage de ciments et de bitumes après des travaux</li> <li>-Nettoyage et entretien, dans les cas où les produits de nettoyage domestique ne satisferaient pas pleinement.</li> <li>-Nettoyage des joints, en sorte à ce qu’ils gardent leu couleur originale.</li></ul> <p>Il est de la plus haute importance de respecter les instructions d’application de ces produits spécifiques, car certain d’entre eux contiennent des acides forts qui peuvent attaquer les surfaces. Pour des raisons de sécurité, il est recommandé de procéder à des essais sur des pièces de réserve ou sur dans des zones moins visibles. Normalement ces produits sont disponibles chez les revendeurs de matériaux de construction.</p> <p>Il faut prêter une attention toute particulière au nettoyage des décorations. Ne jamais utiliser des abrasifs ou des ustensiles de nettoyage susceptibles de rayer les décorations.</p>
<p>Las superficies de los pavimentos y revestimientos cerámicos ofrecen condiciones higiénicas y de conservación optimas, además de tener un mantenimiento muy práctico y una limpieza fácil, habitualmente hecha con productos de limpieza caseros (de pH neutro o básico), para una utilización frecuente.</p> <p>Tenga en cuenta la posibilidad de utilizar productos más específicos en las siguientes situaciones:</p> <ul style="list-style-type: none"><li>- Limpieza de cemento y masilla, tras la obra;</li> <li>- Limpieza de mantenimiento, si los productos de limpieza caseros no son suficientemente eficaces;</li> <li>- Limpieza de las juntas, para mantener su color original.</li></ul> <p>Es fundamental que las instrucciones de aplicación de estos productos sean continuas, ya que contienen ácidos fuertes que pueden dañar las superficies. Por motivos de seguridad, se recomienda el test en piezas de reserva o en locales menos visibles. Habitualmente, estos productos están a la venta en vendedores al por mayor de material de construcción.</p> <p>Tenga atención cuando limpie las decoraciones, evite la utilización de productos abrasivos o instrumentos de limpieza porque pueden dañarlas.</p>

<p>Ceramic floor surfaces and facing tiles provide the ideal hygiene and conservation conditions, together with practical maintenance and cleaning characteristics, generally carried out with household cleaning products (neutral or basic) for frequent use.</p> <p>The use of specific products should be considered in the following situations:</p> <ul style="list-style-type: none"><li>- Cleaning of cements and fillers;</li> <li>- Maintenance cleaning when household cleaning products are not totally efficient</li> <li>- Cleaning of joints with the purpose of maintaining their original colour</li></ul> <p>It is essential that the application instructions for these specific products are followed as some contain strong acids which might damage the surfaces. For safety purposes, we recommend carrying out tests on spare pieces or on less visible areas. These products can usually be purchased at construction material resellers.</p> <p>Special care should be taken when cleaning the decorated areas. Never use abrasive or cleaning tools which might scratch the surfaces.</p>
<p>Die Bodenoberflächen und Keramikbeläge bieten optimale Hygiene- und Wartungsbedingungen zur leichten Pflege und einfachen Reinigung. Die Reinigung kann mit normalen (neutralen oder alkalischen) Haushaltsreinigern erfolgen.</p> <p>Spezifische Produkte sollten in folgenden Situationen eingesetzt werden:</p> <ul style="list-style-type: none"><li>- Reinigung von Zement und Kitt nach Bauarbeiten;</li> <li>- Wartungspflege, falls die normalen Reinigungsmittel nicht ausreichend sind;</li> <li>- Reinigung der Fugen, um ihre natürliche Farbe zu erhalten.</li></ul> <p>Sie sollten unbedingt die Gebrauchsanweisung der spezifischen Produkte befolgen, da einige starke Säuren beinhalten, die die Oberflächen angreifen können. Aus Sicherheitsgründen empfehlen wir, dass Sie die Produkte erst an Ersatzteilen oder an einer unauffälligen Stelle ausprobieren. Solche Produkte sind normalerweise in Baumärkten erhältlich.</p> <p>Sie sollten vor allem große Vorsicht bei der Reinigung von Zierelementen walten lassen. Benutzen Sie keine Polier- und Putzmittel, die diese zerkratzen könnten.</p>



**Conselhos de Assentamento** / Consejos de Colocación / Indication de Pose pour Carrelages / Advice on Application / Hinweise zur Verarbeitung . Vertung



#### SEGURANÇA NA PREPARAÇÃO E ASSENTAMENTO DO MATERIAL

Aconselha-se a utilizacao de EPI (equipamento de proteção individual) adequado, nomeadamente, calçado de segurança, luvas de proteção, óculos e proteção auditiva nas operações de corte do material. Devem ser cumpridas as boas práticas a nível do levantamento e transporte manual de cargas.

#### O PRODUTO

Antes da aplicação do produto é aconselhável confirmar a referência, a qualidade, o calibre e a tonalidade.

Não se admitem reclamações referentes a produto aplicado. Só são aceites reclamações de produto de 1ª escolha.

É recomendada a aplicação alternada de peças de diferentes caixas.

Para os níveis de destonificação V3 e V4, face às diferenças entre as peças, estas devem ser previamente dispostas, antes da colagem, de forma a visualizar todo o padrão.

#### NÍVEIS DE DESTONIFICAÇÃO

V1 - UNIFORME – Produto sem destonificação. As diferenças entre peças são mínimas.

V2 – SUAVE – As diferenças entre peças são visíveis, dentro de cores similares.

V3 – ELEVADA – As diferenças entre peças são acentuadas. Quer a cor quer o desenho, podem variar signitivamente.

V4 – ALEATORIA – As diferenças entre peças são muito acentuadas. As peças podem apresentar cores totalmente diferentes umas das outras.

#### O PRÉ-CORTE

Os produtos de pré-corte pretendem simular as pastilhas de mosaico, mas de uma forma simplificada. Para tal é recomendada a aplicação com junta de 1mm.

#### A COLAGEM

Os produtos DOMINÓ devem ser aplicados usando cimentos cola tradicionais ou colas específicas para este fim. A cola deve ser escolhida consoante o tipo de produto a aplicar (revestimento ou porcelanato) e do local da aplicação (interior ou exterior, pavimento ou revestimento), seguindo as instruções dos fabricantes. Para obter um bom resultado final é indispensável que a aplicação da cola seja unifome e nivelada. A verificação da colagem pode ser feita através do teste do som, isto é, ao bater numa peça se o som for oco indica que o assentamento não está conforme.

Em formatos grandes, iguais ou superiores a 45 x 45, é aconselhada a aplicação de cola quer no piso quer no ladrilho, de modo a aumentar a aderência do material.

Em aplicações no exterior é necessária especial atenção por forma a evitar a existência de espaços vazios por baixo do mosaico.

Devem aplicar-se alternadamente peças de diferentes caixas, sobretudoo nos pavimentos destonificados, de forma a realçar o aspecto de destonificação do material.

#### O NIVELAMENTO

Por forma a garantir um acabamento perfeito, sem ressaltos entre ladrilhos, a Dominó recomenda a utilização de cruzetas niveladoras para todos os pavimentos com formatos superiores a 60x60cm e revestimentos rectificadoss.

#### AS JUNTAS

A existência de juntas entre as peças é essencial para se obter um bom acabamento final. É aconselhada a aplicação de uma junta mínima de 3 mm, para o material normal, uma junta de 2 mm para o material rectificado e uma junta de 3 a 5 mm para o produto rústico, por forma a reduzir o risco de deformações provocadas no suporte e evitar eventuais problemas de dilatação ou contração por variações de temperatura. As juntas devem possuir um bom comportamento elástico.

As juntas permitem ainda evitar os problemas decorrentes das ligeiras diferenças dimensionais entre as peças. Para além de proporcionarem um bom alinhamento das peças também facilitam a troca de peças, caso seja necessário.

É aconselhável a realização de um pequeno teste de rejuntamento em peças de reserva por forma a analisar o resultado de aplicação da junta no material.

#### O CORTE

Os produtos de revestimento podem ser cortados com cortadores manuais. Quanto ao porcelanato recomenda-se a utilização de um cortador eléctrico a disco.

#### FUROS

Na furação deverão ser utilizadas brocas cranianas diamantadas com diâmetro adaptável ao furo pretendido.

**Conselhos de Assentamento** / Consejos de Colocación / Indication de Pose pour Carrelages / Advice on Application / Hinweise zur Verarbeitung . Vertung

#### SEGURIDAD EN LA PREPARACIÓN Y COLOCACIÓN DEL MATERIAL

Se recomienda el uso de EPI (equipo de protección individual) adecuado, en particular, calzado de seguridad, guantes de protección, gafas y protección auditiva en las operaciones de corte del material.

Deben respetarse las buenas prácticas en el levantamiento y transporte manual de cargas.

#### EL PRODUCTO

Antes de aplicar el producto es aconsejable confirmar la referencia, la calidad, el calibre y la tonalidad. No se admiten reclamaciones relativas a productos aplicados. Apenas se aceptarán reclamaciones de producto de primera.

Se recomienda la aplicación alternada de piezas de diferentes cajas.

Para los niveles de destonificación V3 y V4 y dadas las diferencias entre las piezas, éstas deben ser previamente dispuestas, antes del encolado, de manera que se visualice todo el modelo.

#### NIVELES DE DESTONIFICACIÓN

V1 - UNIFORME – Producto sin destonificación. Las diferencias entre piezas son mínimas.

V2 – SUAVE – Las diferencias entre piezas son visibles, en colores similares.

V3 – ELEVADA – Las diferencias entre piezas son acentuadas. Tanto el color como el diseño pueden variar significativamente.

V4 – ALEATORIA – Las diferencias entre piezas son muy acentuadas. Las piezas pueden presentar colores totalmente diferentes.

#### EL PRECORTE

Los productos de precorte pretenden simular las pastillas de mosaico, pero de una forma más simplificada. Para ello, es aconsejable su aplicación con junta de 1mm.

#### ENCOLAR

Los productos DOMINÓ solo deben ser instalados con la utilización de masticos de cementar o adhesivos especiales. Se debe elegir el adhesivo según el tipo de producto que se va a aplicar (revestimiento o porcelanato) y su localización (interiores o exteriores, pisos o revestimientos), atendiendo a las instrucciones de los fabricantes. Si desea obtener un buen resultado final, es imprescindible que aplique el adhesivo de una manera uniforme y nivelada. Se puede testar el encolado con un test de sonido, o sea, dar un golpecito en una de las piezas, y si el sonido resulta hueco, el asentamiento no está al mismo nivel.

Con los grandes formatos, de tamaños iguales o superiores a 45 x 45, se aconseja la aplicación de adhesivo en el piso y en el mosaico, para aumentar la adherencia del material.

Las aplicaciones exteriores requieren atención especial para evitar el surgimiento de espacios vacíos por debajo de los mosaicos.

La aplicación de las piezas debe ser hecha alternando con piezas de cajas diferentes, principalmente en los pisos destonificados, para realzar el aspecto destonificado del material.

#### NIVELACIÓN

Con el fin de garantizar un acabado perfecto, sin resaltos entre las baldosas, Dominó recomienda el uso de crucetas de nivelación para todos los suelos con tamaños superiores a 60 x 60 cm y revestimientos rectificadoss.

#### JUNTAS

Las juntas que existen entre las piezas son esenciales para obtener un buen acabado. Se recomienda la aplicación de una junta mínima de 3 mm, para el material normal, una junta de 2 mm para el material rectificado y una junta de 3 a 5 mm para el material rústico, con el fin de reducir el riesgo de deformaciones provocadas en el soporte y evitar posibles problemas de dilatación o contracción por cambios de temperatura. Las juntas deben mantener una buena elasticidad.

Las juntas también pueden evitar posibles problemas provenientes de pequeñas diferencias dimensionales de las piezas. Además de proporcionar una correcta alineación de las piezas, también facilitan un posible cambio de piezas. Se aconseja hacer un test de rejuntamento con piezas de reserva, para analizar el resultado de la aplicación de la junta en el material.

#### CORTE

Los productos de revestimiento pueden ser cortados con una cortadora manual, pero los porcelanatos deben ser cortados con una cortadora eléctrica de azulejos con disco.

#### PERFORACIONES

En la perforación se deberán usar brocas de diamante con diámetro adaptable a la perforación deseada.

--

#### SÉCURITÉ DANS LA PRÉPARATION ET LA POSE DU MATÉRIAU

Il est conseillé d'utiliser un EPI (équipement de protection individuelle) approprié, à savoir des chaussures de sécurité, des gants de protection, des lunettes et une protection auditive lors de la coupe du matériau.

Les bonnes pratiques de manutention manuelle des charges, à savoir le levage et le transport, doivent être respectées.

#### LE PRODUIT

Avant l'application du produit il est conseillé de confirmer la référence, la qualité, le calibre et la tonalité. Aucune réclamation concernant le produit appliqué n'est admise. Les réclamations acceptées ne concernent que le produit de 1er choix.

Il est recommandé l'application alternée de pièces de différentes boîtes.

Pour les niveaux de détonification V3 et V4, face aux différences entre les pièces, celles-ci doivent être préalablement disposées, avant le collage, de façon à visualiser l'ensemble du modèle.

#### NIVEAUX DE DÉTONIFICATION

V1 - UNIFORME – Produit sans détonification. Les différences entre les pièces sont minimales.

V2 – LÉGER – Les différences entre les pièces sont visibles, dans des couleurs semblables.

V3 – ÉLEVÉE – Les différences entre les pièces sont accentuées. Aussi bien la couleur comme le dessin, peuvent varier de façon assez importante.

V4 – ALÉATOIRE – Les différences entre les pièces sont très accentuées. Les pièces peuvent présenter des couleurs totalement différentes les unes des autres.

#### LA PRÉ-COUCPE

Les produits de pré-coupe prétendent simuler les plaquettes de carreau, mais d'une forme simplifiée. Pour ce faire, nous recommandons l'application avec un joint d'1mm.

#### LE COLLAGE

Les produits DOMINÓ doivent être appliqués en utilisant des ciments colle traditionnels ou des colles spécifiques à cet effet. La colle doit être choisie selon le type de produit à appliquer (revêtement ou porcelanato) et le lieu d'application (intérieur ou extérieur, plancher ou revêtement), en suivant les instructions des fabricants. Pour obtenir un bon résultat final il est indispensable que l'application de la colle soit uniforme et nivelée. On peut procéder à la vérification du collage à travers du test du son, c'est-à-dire, si en battant une pièce le son obtenu est creux cela indique que la pose n'est pas conforme.

Pour des grands formats, égaux ou supérieurs à 45 x 45, il est recommandé d'appliquer la sol tant au sol que sur la mosaïque, en sorte à augmenter l'adhérence du matériau.

En applications l'extérieures, il faut être extrêmement attentif, afin d'éviter que ne se créent des espaces vides sous la mosaïque.

Il faut appliquer alternativement des pièces provenant de boîtes différentes, en particulier pour les pavements aux faibles tonalités, en sorte à rehausser cet aspect de Des pièces de différentes boîtes doivent être appliquées alternativement, surtout dans les planchers sans tonalité, de manière à rehausser cet aspect du matériau.

#### NIVELLEMENT

Afin de garantir une finition parfaite, sans remontée entre les carreaux, Dominó recommande l'utilisation de croisillons de nivellement pour tous les carreaux de taille supérieure à 60x60cm et les revêtements de sol rectifiés.

#### LES JOINTS

L'existence de joints entre les pièces est essentielle pour obtenir une bonne finition. Il est conseillé d'appliquer un joint d'au moins 3 mm, pour un matériau normal, un joint de 2 mm pour un matériau rectifié et un joint de 3 à 5 mm pour un matériau rustique, afin de réduire le risque de déformations du support et éviter tout problème d'expansion ou de contraction dû aux variations de température. Les joints doivent avoir un bon comportement élastique.

Les joints permettent aussi d'éviter les problèmes découlant des légères différences dimensionnelles entre les pièces. En plus du fait qu'ils permettent un bon alignement des pièces, ils facilitent aussi le remplacement des de celles-ci en cas de besoin.

Il est recommandable la réalisation d'un petit teste de rejoitement de pièces de réserve de manière à analyser le résultat d'application de la joint dans le matériau.

#### LA DÉCOUPE

Les produits de revêtements peuvent être coupés à la main. Pour ce qui est du porcelanato on recommande l'utilisation d'une scie électrique à carrelage.

#### PERÇAGE DE TROUS

Lors du perçage, utiliser des forêts à tête diamantée d'un diamètre adaptable au trou que vous souhaitez.



**Conselhos de Assentamento** / Consejos de Colocación / Indication de Pose pour Carrelages / Advice on Application / Hinweise zur Verarbeitung . Vertung

#### SAFETY WHEN PREPARING AND LAYING MATERIAL


We recommend the use of appropriate PPE (personal protective equipment), namely safety footwear, protective gloves, goggles, and hearing protection when cutting material. Please follow good practices for lifting and manually transporting loads.


#### THE PRODUCT


Before applying the product, confirm the reference, quality, size and tone. Complaints concerning products which have already been applied are not accepted. Only complaints for 1st choice products are accepted. It is advisable to apply tiles from different boxes alternately.


For levels of toning V3 and V4, and due to differences between tiles, it is advisable to lay out the tiles, before gluing, in order to view pattern.

#### VARIATION IN TONE


 V1 - UNIFORM – Product without tone changes. Differences between tiles are minimum.

 V2 – SOFT – Differences between tiles are noticeable, within the same range of colour.

 V3 – HIGH – Differences between tiles are very clear. Both colour and design can differ significantly.

 V4 – RANDOM – Differences between tiles are very clear. Tiles can present completely different colours from one to the other.

#### PRE-CUT

 Pre-cut products aim at simulating glass mosaic tiles in a simple manner. Therefore, a 1mm joint is recommended.

#### GLUEING

DOMINO products should be glued using traditional grout or special glues for such purposes. To obtain the desired final result, the application of the glue must be uniform and levelled. The glue can be checked with a sound test, i.e., by knocking on one of the pieces and if the sound is hollow, this indicates that the layering is uneven.

In the cases of larger tiles, equal to or greater than 45 x 45, we recommend the use of glue on both the floor and on the tile to increase the adhesion of the material.

When applying the material outdoors, special care should be taken to guarantee that there are no empty spaces under the tiles.

We suggest alternately applying pieces from different boxes, especially on neutral floors to enhance the neutral characteristics of the material.

#### LEVELLING

In order to guarantee a perfect finishing with perfectly flat tiles, Dominó recommends the use of levelling crosspieces for all floors with tiles larger than 60x60cm and rectified flooring solutions.

#### JOINTS

The existence of joints between the pieces is essential to obtain a good final result. We recommend at least the use of a 3mm joint for regular materials, a 2mm joint for rectified materials and a 3 to 5mm joint for rustic products, in order to reduce the risk of support deformations and avoid any expansion or contraction problems caused by temperature variations. Joints should have good elasticity characteristics.

Joints also help to prevent problems resulting from slight differences in size between pieces. In addition to providing good alignment for the pieces, joints also allow tiles to be changed, if necessary.

We recommend testing the grout on spare pieces in order to observe the reaction of the product on the material.

#### CUTTING

Facing tiles can be cut manually with manual cutters. In the case of porcelain, the use of an electric disc cutter is recommended.

#### DRILLING

We recommend the use of diamond twist drills with a diameter adaptable to the desired hole.



#### SICHERHEIT BEI DER MATERIALVORBEREITUNG UND DER VERLEGUNG

Wir empfehlen die Benutzung von angemessenen PSA (persönlichen Schutzausrüstungen), d.h. Sicherheitsschuhe, Schutzhandschuhe, Brillen und Gehörschutz während der Betriebsabläufe des Materialzuschnitts. Bezüglich des Hebens und des manuellen Transports von Lasten müssen die guten Praktiken eingehalten werden.


#### DAS PRODUKT

Before applying the product, confirm the reference, quality, size and tone. Complaints concerning products which have already been applied are not accepted. Only complaints for 1st choice products are accepted. It is advisable to apply tiles from different boxes alternately.

For levels of toning V3 and V4, and due to differences between tiles, it is advisable to lay out the tiles, before gluing, in order to view pattern.

#### FARBTONABWEICHUNGSKLASSEN


 V1 - EINHEITLICH – Produkt ohne Farbtonabweichung. Die Unterschiede zwischen den Stücken sind minimal.

 V2 – GERING – Die Unterschiede zwischen den Stücken sind sichtbar, doch weisen die Stücke ähnliche Farbschattierungen auf.

 V3 – HOCH – Die Unterschiede zwischen den Stücken sind groß. Sie können sowohl in Bezug auf die Farbe wie auf das Muster stark variieren.

 V4 – WILLKÜRlich – Die Unterschiede zwischen den Stücken sind sehr groß. Die Stücke können untereinander vollständig verschiedene Farben aufweisen.

#### DER VORSCHNITT

 Die Vorschnittprodukte dienen der Simulation der Mosaikstückchen, jedoch auf eine vereinfachte Form. Dabei wird die Verlegung mit einer Stoßfuge von 1 mm empfohlen.

#### DAS AUFKLEBEN

Bei der Anwendung der Produkte von DOMINÓ sollten Sie Mörtelkleber oder spezifische Kleber verwenden. Der Kleber sollte je nach dem Typ des Produkts (Belag oder Porcellanato) und dem Ort der Anwendung (drinnen oder draußen, Boden oder Belag) ausgewählt werden, wobei Sie die Anleitung des Herstellers beachten sollten. Für ein gutes Endresultat ist es unentbehrlich, dass der Kleber einheitlich und eben aufgetragen wird. Um zu überprüfen, ob der Kleber sachgemäß aufgetragen wurde, kann ein Klangtest gemacht werden, wobei Sie leicht auf ein Bauteil klopfen. ertönt ein hohler Klang, ist dies ein Zeichen dafür, dass die Bodenlegung nicht eben ist.

Bei größeren Formaten, die 45 x 45 oder größer sind, empfehlen wir Ihnen, den Kleber sowohl auf dem Boden wie auf dem Mosaik aufzutragen, um die Haftfähigkeit des Materials zu erhöhen.

Bei der Anwendung im Außenbereich sollte besonders vorsichtig vorgegangen werden, sodass keine Hohlräume unter dem Mosaik verbleiben.

Sie sollten abwechselnd Bauteile aus verschiedenen Kartons verwenden, vor allem bei Böden mit verschiedenen Farbnuancen. Dadurch werden die Farbnuancen des Materials betont.

#### NIVELLIERUNG

Damit eine perfekte Ausführung gewährleistet werden kann, d.h. ohne Unebenheiten zwischen den Fliesen, empfiehlt das Unternehmen Dominó die Verwendung von Fugenkreuzen bei allen Böden ab der Größenordnung 60 x 60 cm und mit ausgebesserten Bodenbelägen.

#### DIE FUGEN

Das Bestehen von Fugen zwischen den einzelnen Bauteilen ist erforderlich, um ein gutes Endprodukt zu erreichen. Empfohlen sind Fugen von 3 mm bei normalem Material, 2 mm bei ausgebessertem Material und 3-5 mm bei größeren Produkten. Auf diese Art und Weise lassen sich Verformungen bei der Trägerschicht und Dehnungen bzw. Kontraktionen infolge von Temperaturschwankungen vermeiden. Die Fugen sollten ein gutes elastisches Verhalten aufweisen. Die Fugen ermöglichen es außerdem, Probleme infolge der geringfügigen Größenunterschiede der Bauteile zu vermeiden. Abgesehen davon, dass die Fugen eine gerade Auslegung der Bauteile ermöglichen, erleichtern sie auch, falls nötig, die Ersetzung von Bauteilen. Es empfiehlt sich, einen Test mit dem Fugenmörtel auf den Ersatzteilen durchzuführen, um das Resultat der Auftragung des Fugenmörtels auf dem Material zu überprüfen.

#### DER SCHNITT

Die Bodenbelagprodukte können mit einem Brennschneider geschnitten werden. Bei Porcellanato empfehlen wir, dass Sie einen elektrischen Fliesenschneider mit Schneidrad benutzen.

#### BOHRUNGEN

Für die Bohrung sind Diamant-Fliesenbohrer zu verwenden, wobei der Durchmesser auf die gewünschte Bohrung einstellbar sein muss.

## Stock Off

#### Produto com 40% desconto adicional, limitado ao stock existente.

Producto con un 40% de descuento adicional, oferta limitada al stock existente.

Remise supplémentaire de 40% sur ce produit dans la limite des stocks disponibles.

Product with 40% additional discount, limited to existing stock.

Produkt mit 40% zusätzlichem Rabatt, begrenzt auf vorhandene Lagerbestände.

**Embalagem** / Envases / Emballage / Packaging / Verpackugen



#### SÉRIE – Nome da Série

REF. – Referência do produto (código comercial)

ESCOLHA – Tipo de escolha

CAL. – Calibre do produto (não aplicável em produto rectificado e em Revestimento)

TON. – Tonalidade do produto

ESPESSURA – Espessura do produto (quando aplicável)

CONTROLO – Código interno de controlo

SÉRIE – Nombre de serie

REF. – Referencia de producto (código mercantil)

ESCOLHA – Género de elección

CAL. – Dimensión del producto (no disponible en productos rectificadoss y en revestimientos)

TON. – Tono del producto

ESPESURA – Grosor del producto

CONTROLO – Código interno de control

SÉRIE – Nom de série

REF. – Référence du produit (code de commerce)

Choix – Type de choix.

CAL. – Calibre du produit (non applicable en produit rectifié et en Revêtement)

TON. – Tonalité du produit

ÉPAISSEUR – Épaisseur du produit (quand applicable)

CONTROLE – Code interne de contrôle

SÉRIE –Series Name

REF. – Product reference (commercial code)

CHOICE – Type of choice

CAL. – Product size (not applicable for rectified and facing tiles)

TON. –Product tone

THICKNESS – Product thickness (when applicable)

CONTROL – Internal control code

SÉRIE – Serienname

REF. – Referenz des Produktes (kommerzieller Code)

ESCOLHA – Wahlart

CAL. – Größe des Produkts (nicht anwendbar bei geschliffenen Produkten und Belägen)

TON. – Farbnuance des Produkts

ESPESURA – Dicke des Produkts (wenn anwendbar)

CONTROLO – Interner Kontrollcode

## Resíduos De Embalagem / Residuos de Envases / Déchets d’Emballage / Packaging Waste / Verpackungsmüll

**Relativamente aos resíduos das embalagens, de cartão, de plástico e de madeira, estas devem ser colocadas em locais próprios para a sua recolha, nomeadamente em Ecopontos ou em sistemas adequados a disponibilizar pelas entidades gestoras de resíduos, como a Sociedade Ponto Verde S.A., para a sua posterior valorização, através da reciclagem.**

Los residuos provenientes de embalajes, de cartón, de plásticos y de madera deben ser colocados en sitios adecuados, como en contenedores selectivos de recogida de residuos u otros sistemas adecuados que las entidades gestoras de residuos, como por ejemplo la Ecoembalajes España SA, puedan ofrecer, para que sean debidamente valorados, a través del reciclaje.

Relativement aux résidus des emballages, en carton, en plastique et en bois, ils doivent être placés en des endroits appropriés à leur ramassage, notamment dans des containers spécifiques ou dans des systèmes adéquats mis à cet effet à la disposition des chefs de chantier par les entités ou entreprise qui gèrent de déchets, comme, par exemple, la Sociedade Ponto Verde, S.A. afin d'en tirer partie à travers du recyclage.

Waste from card, plastic and wood packaging should be placed in the appropriate areas, namely at Ecopoints or equivalent systems made available by waste management entities, to be collected by companies such as Sociedade Ponto Verde S.A., for recovery and recycling purposes.

Verpackungs-, Karton-, Plastik- und Holzmüll ist an speziellen Orten zu entsorgen, wie an Ökopunkten oder bei angemessene Anlagen, die von den verantwortlichen Abfallbeseitigungsstellen wie dem Grünen Punkt zum Recycling bereitgestellt werden.

## Ciclo de Vida / Ciclo de Vida / Cycle de Vie / Life Cycle / Nutzungsdauer

**Os impactes ambientais dos nossos produtos distribuem-se ao longo do seu ciclo de vida, nas etapas extração, transporte de matérias-primas, produção, distribuição, uso e fim de vida. A Dominó minimiza estes impactes ambientais, através de boas práticas de gestão ambiental.**

**No uso e fim de vida, apelamos à vossa melhor gestão, privilegiando a reutilização ou a reciclagem numa perspetiva de economia circular.**

El impacto ambiental de nuestros productos se distribuye a lo largo de su ciclo de vida en las etapas de extracción, transporte de materias primas, producción, distribución, uso y fin de la vida útil. Dominó minimiza dicho impacto ambiental a través de buenas prácticas de gestión ambiental.

En el uso y fin del ciclo de vida, pedimos su mejor gestión, favoreciendo la reutilización o el reciclaje desde una perspectiva de economía circular.

Les impacts environnementaux de nos produits sont répartis tout au long de leur cycle de vie, au niveau des étapes d'extraction, de transport des matières premières, de production, de distribution, d'utilisation et de fin de vie. Dominó minimise ces impacts environnementaux grâce à de bonnes pratiques de gestion environnementale.

Nous plaidons pour une meilleure gestion dans l'utilisation et la fin de vie de nos matériaux, vous encourageant à privilégier la réutilisation ou le recyclage dans une perspective d'économie circulaire.

The environmental impacts of our products are distributed throughout their life cycle, in the extraction, raw material transportation, production, distribution, use, and end-of-life stages. Dominó minimises these environmental impacts by following good environmental management practices.

Please manage the use and end-of-life stages as in the best possible manner, favouring reuse or recycling from a circular economy perspective.

Die Umweltauswirkungen unserer Produkte sind während der gesamten Nutzungsdauer präsent, angefangen bei der Förderung, dem Rohstofftransport, der Produktion, Distribution, dem Gebrauch, bis hin zum Ende der Nutzungsdauer. Mittels ihrer guten Praktiken im Umweltmanagement hält das Unternehmen Dominó diese Auswirkungen auf dem geringsten Niveau.

Nach dem Ablauf der Nutzungsdauer sind Sie dazu aufgerufen, nach Ihrem besten Management für die Wiederverwendung bzw. das Recycling im Rahmen der Kreislaufwirtschaft zu sorgen.





A **Indústria Cerâmica utiliza e consome uma grande quantidade de água nas suas produções, em processos tão distintos como a lavagem de moldes, a moagem ou a retificação.**

**O tratamento eficiente das águas residuais e lamas resultantes destes processos produtivos tem-se tornado cada vez mais importante para as indústrias cerâmicas, quer para o cumprimento de regulamentações ambientais cada vez mais rigorosas, quer para a sua própria poupança energética.**

**Com a reciclagem de 100% da água que consome no seu processo produtivo, a Dominó não só reduz então os seus custos como contribui para um Planeta mais ecológico e sustentável.**

La Industria Cerámica utiliza y consume una gran cantidad de agua en su producción, en procesos tan diversos como el lavado de moldes, el esmerlado o el rectificado. El tratamiento eficiente de las aguas residuales y lodos resultantes de estos procesos productivos se ha vuelto cada vez más importante para las industrias cerámicas, tanto para el cumplimiento de las cada vez más estrictas normativas medioambientales como para su propio ahorro energético. Al reciclar el 100% del agua que consume en su proceso productivo, Dominó no solo reduce sus costes sino que contribuye a un Planeta más ecológico y sostenible.

L'industrie céramique utilise et consomme une grande quantité d'eau dans sa production, dans des processus aussi divers que le lavage de moules, le broyage ou la rectification.

Le traitement efficace des eaux usées et des boues issues de ces processus de production est devenu de plus en plus important pour les industries céramiques, que ce soit pour se conformer à des réglementations environnementales de plus en plus rigoureuses ou, pour leurs propres économies d'énergie. En recyclant 100% de l'eau que nous consommons dans notre processus de production, Dominó réduit non seulement ses coûts, mais contribue également à une planète plus écologique et durable.

The Ceramic Industry uses and consumes a large amount of water in its productions, in processes as diverse as mold washing, grinding or rectification. Efficient treatment of waste water and sludge resulting from these production processes has become increasingly important for the ceramic industries, both for compliance with increasingly stringent environmental regulations and for their own energy savings.

By recycling 100% of the water consumed in its production process, Dominó not only reduces its costs, but also contributes to a more ecological and sustainable Planet.

Die Keramikindustrie verwendet und verbraucht viel Wasser für ihre Produktion in unterschiedlichen Prozessen wie Formenspülen, Schleifen oder Rektifizierung. Die effiziente Behandlung von Abwasser und Schlamm aus diesen Produktionsprozessen wird für die Keramikindustrie immer wichtiger, sowohl für die Einhaltung standing steigender Umweltauflagen als auch für die eigene Energieeinsparung. Durch das Recycling von 100% des Abwassers, das es in seinem Produktionsprozess verbraucht wird, senkt Dominó nicht nur seine Kosten, sondern trägt somit auch zu einem umweltfreundlicheren und nachhaltigeren Planeten bei.

Die Keramikindustrie verwendet und verbraucht viel Wasser für ihre Produktion in unterschiedlichen Prozessen wie Formenspülen, Schleifen oder Rektifizierung. Die effiziente Behandlung von Abwasser und Schlamm aus diesen Produktionsprozessen wird für die Keramikindustrie immer wichtiger, sowohl für die Einhaltung standing steigender Umweltauflagen als auch für die eigene Energieeinsparung.

Durch das Recycling von 100% des Abwassers, das es in seinem Produktionsprozess verbraucht wird, senkt Dominó nicht nur seine Kosten, sondern trägt somit auch zu einem umweltfreundlicheren und nachhaltigeren Planeten bei.

La Industria Cerámica utiliza y consume una gran cantidad de agua en su producción, en procesos tan diversos como el lavado de moldes, el esmerlado o el rectificado. El tratamiento eficiente de las aguas residuales y lodos resultantes de estos procesos productivos se ha vuelto cada vez más importante para las industrias cerámicas, tanto para el cumplimiento de las cada vez más estrictas normativas medioambientales como para su propio ahorro energético. Al reciclar el 100% del agua que consume en su proceso productivo, Dominó no solo reduce sus costes sino que contribuye a un Planeta más ecológico y sostenible.

#### Medidas ambientais / Medidas ambientales / Mesures environnementales / Environmental measures / Umweltmaßnahmen

**A par com todas as medidas energéticas implementadas pela Dominó na última década, outras são as medidas ambientais e de sustentabilidade que esta empresa tem aplicado. Em 2013, a Dominó Cerâmicas adquiriu o certificado da norma ISO 14001. Esta norma de gestão ambiental tem permitido uma melhoria continua nos diferentes processos da Dominó, encaminhando e tratando devidamente os resíduos produzidos.**

**Nos processos de produção fabris, quando existem eventuais desperdícios de pasta de cerâmica pré e pós cozida, a Dominó encaminha-os de diferentes formas. Os desperdícios dos processos com pasta de cerâmica não cozida são reintroduzidos no processo de moagem e entram novamente no processo de produção e os desperdícios da cerâmica já cozida, são encaminhados para valorização noutros processos externos à Dominó.**

**Através desta valorização dos desperdícios da pasta de cerâmica, a Dominó está também a desenvolver anualmente séries de produto de alta qualidade técnica e gráfica, com esmaltes reciclados, recolhidos dos desperdícios do processo, trazendo uma reutilização e criação de produto com valor acrescentado. São ainda devidamente tratados pela Dominó os efluentes líquidos, reciclados internamente sem descargas para o exterior, bem como toda a monitorização contínua dos efluentes gasosos com um bom desempenho alcançado.**

Junto a todas las medidas energéticas implantadas por Dominó en la última década, existen otras medidas medioambientales y de sostenibilidad que esta compañía ha aplicado. En 2013, Dominó Cerámicas obtuvo la certificación ISO 14001. Este estándar de gestión ambiental ha permitido la mejora continua en los diferentes procesos de Dominó, reenviando y tratando adecuadamente los residuos producidos.

En los procesos de producción en fábrica, cuando existe algún residuo de pasta cerámica pre y postcocción, Dominó lo dispone de diferentes formas. Los residuos de procesos con pasta cerámica sin cocer se reintroducen en el proceso de molienda y vuelven al proceso productivo, y los residuos de cerámica cocida se envían para su aprovechamiento en otros procesos externos a Dominó.

A través de esta valorización de los residuos de pasta cerámica, Dominó también está desarrollando anualmente series de productos de alta calidad técnica y gráfica, con esmaltes reciclados, recogidos de los residuos del proceso, aportando una reutilización y creación de un producto con valor añadido.

Dominó también realiza el debido tratamiento de los efluentes líquidos, reciclados internamente sin vertidos al exterior, así como todo el seguimiento continuo de los efluentes gaseosos alcanzando un buen resultado.

Outre toutes les mesures énergétiques mises en œuvre par Dominó au cours de la dernière décennie, d'autres mesures environnementales et de durabilité ont été appliquées. En 2013, Dominó Cerámicas a obtenu la certification ISO 14001. Cette norme de gestion environnementale a permis une amélioration continue des différents processus de Dominó, tout en acheminant et en traitant correctement les déchets produits.

Les (possibles) déchets de pâte céramique avant et après cuisson provenant du processus de production sont éliminés de différentes manières. Les déchets provenant de la pâte céramique non cuite sont réintroduits dans l'étape du broyage et retournent dans le processus de production, tandis que les déchets de la céramique cuite sont expédiés vers d'autres systèmes de recyclage externes à Dominó.

Grâce à ces émaux recyclés, Dominó développe ainsi tous les ans des séries de produits de haute qualité technique et graphique à valeur ajoutée. Les procédés industriels conditionnent la nature des rejets liquides et gazeux qui ont des impacts non négligeables sur l'environnement et sur la santé publique. C'est pourquoi nous traitons les effluents liquides par des procédés internes qui évitent tout rejet à l'extérieur et les effluents gazeux sont sous contrôle continu et limités avec efficacité.

Along with all the energy measures implemented by Dominó in the last decade, there are other environmental and sustainability measures applied by the company. In 2013, Dominó Cerámicas achieved the ISO 14001 standard certificate. This environmental management norm has brought continuous improvements in Dominó different processes, properly forwarding and treating the waste produced.

In factory production processes, when there is any waste of pre- and post-fired ceramic paste, Dominó sends it in different ways. The waste from the unfired ceramic paste processes is reintroduced in the grinding process and enters the production process again, and the waste from the fired ceramics is sent for recovery in other processes external to Dominó.

Through this valorization of ceramic paste waste, Dominó is also annually developing new product series of high technical and graphic quality with recycled enamels, collected from process waste, bringing the reuse and creation of a value-added product. Also duly treated by Dominó, the liquid effluents are internally recycled, without discharges to the exterior, as well as all the continuous monitoring of gaseous effluents with a good performance achieved.

Neben allen Energiemaßnahmen, die Dominó im letzten Jahrzehnt umgesetzt hat, gibt es noch weitere Umwelt- und Nachhaltigkeitsmaßnahmen, die Dominó durchgeführt hat. Im Jahr 2013 erhielt Dominó Cerámicas das Zertifikat nach ISO 14001. Dieser Standard des Umweltmanagements hat eine kontinuierliche Verbesserung der verschiedenen Prozesse von Dominó ermöglicht, indem die anfallenden Abfälle ordnungsgemäß transportiert und behandelt werden.

In den Produktionsprozessen fallen Abfälle von ungebrannter und gebrannter Keramikpaste an, welche Dominó auf unterschiedliche Weise weiterverarbeitet. Prozessabfälle mit ungebrannter Keramikpaste werden dem Mahlprozess wieder zugeführt und gelangen somit wieder in den Produktionsprozess. Die bereits gebrannten Keramikabfälle werden zur Verwertung in andere Prozesse außerhalb von Dominó weitergeleitet.

Durch diese Wiederverwertung von Keramikabfällen entwickelt Dominó jedes Jahr qualitativ hochwertige technische und grafische Produktserien mit recycelten Glasuren, die aus den eigenen Prozessabfällen gesammelt werden, um eine Wiederverwendung und die Schaffung eines Mehrwertprodukts zu ermöglichen. Darüber hinaus behandelt Dominó ordnungsgemäß flüssige Abwässer, die intern recycelt werden, ohne dass sie nach außen abgeleitet werden sowie die kontinuierliche Überwachung gasförmiger Abwässer, wobei eine gute Leistung erzielt wird.



Ao longo da última década a Dominó tem investido em medidas para a redução do consumo energético com o grande objetivo de se tornar mais competitiva através da redução da fatura energética. A preocupação das empresas com a redução das emissões de gases com efeito de estufa tem também vindo a crescer e várias são as razões identificadas. A crescente responsabilidade ambiental das organizações, a nova taxa de carbono atribuída e até o aumento do valor das licenças de emissões de gases com efeito de estufa tornam hoje a gestão da energia nas empresas uma necessidade.

Neste sentido, a Dominó tem vindo a implementar vários projetos de eficiência energética onde se podem destacar os queimadores de alta eficiência dos fornos de cozedura, o que levou a uma redução acentuada do uso de gás natural – combustível fóssil – necessário no processo de cozedura das cerâmicas.

A introdução de variadores eletrónicos de velocidade (VEVs) trouxe também uma economia de energia a diferentes processos. Os VEVs têm o papel de controlar continuamente a velocidade dos motores de indução de equipamentos, como ventiladores ou moinhos de pasta de cerâmica (do processo de moagem da Dominó). A otimização deste processo originou uma redução de 25% dos ciclos de moagem.

**Outro processo industrial que merece uma grande atenção da parte da indústria, é o sistema de ar comprimido. Em Portugal mais de 10% da energia elétrica consumida numa indústria é utilizada em ar comprimido. Como tal, a Dominó instalou um novo compressor de velocidade variável para produção de ar comprimido que trouxe à empresa uma poupança significativa.**

**Todos os processos fabris bem como os negócios na zona dos escritórios acontecem apenas com o fornecimento das condições adequadas de iluminação, e neste processo, a Dominó substituiu toda a anterior iluminação da fábrica e serviços administrativos por iluminação eficiente, reduzindo assim os consumos de iluminação em 60%.**

Durante la última década, Dominó ha invertido en medidas para reducir el consumo de energía con el objetivo principal de ser más competitivo mediante la reducción de la factura energética. La preocupación de las empresas por la reducción de las emisiones de gases de efecto invernadero también ha ido en aumento y se han identificado varios motivos. La creciente responsabilidad ambiental de las organizaciones, el nuevo impuesto al carbono e incluso el aumento del valor de las licencias de emisión de gases de efecto invernadero hacen que la gestión energética en las empresas sea hoy una necesidad.

En este sentido, Dominó ha venido implementando varios proyectos de eficiencia energética, entre los que destacan los quemadores de alta eficiencia en los hornos de cocción, que han provocado una fuerte reducción en el uso de gas natural –combustible fósil– necesario en el proceso de cocción de los hornos de cerámica.

La introducción de variadores electrónicos de velocidad (VEV) también ha facilitado el ahorro de energía en diferentes procesos. Los VEVs tienen la función de controlar continuamente la velocidad de los motores de inducción de equipos, como ventiladores o molinos de pasta cerámica (procedentes del proceso de molienda de Dominó). La optimización de este proceso ha provocado una reducción del 25% en los ciclos de molienda.

Otro proceso industrial que merece una gran atención por parte de la industria es el sistema de aire comprimido. En Portugal más del 10% de la electricidad consumida en una industria se utiliza en aire comprimido. En este sentido, Dominó instaló un nuevo compresor de velocidad variable para la producción de aire comprimido, que ha facilitado un importante ahorro a la empresa.

Todos los procesos de fabricación así como la actividad en el área de oficinas solo pueden realizarse con unas condiciones de iluminación adecuadas, y en este sentido, Dominó reemplazó toda la iluminación anterior de la fábrica y de los servicios administrativos con iluminación eficiente, reduciendo así el consumo de iluminación en un 60%.

Au cours de la dernière décennie, Dominó a investi dans des mesures visant à réduire la consommation d'énergie avec l'objectif principal de devenir plus compétitif en réduisant les factures d'énergie. La préoccupation des entreprises concernant la réduction des émissions de gaz à effet de serre est croissante pour diverses raisons. La responsabilité environnementale croissante des organisations, la nouvelle taxe carbone attribuée, ou encore l'augmentation de la valeur des permis d'émissions de gaz à effet de serre font qu'aujourd'hui, la maîtrise de l'énergie dans les entreprises est une nécessité.

Dominó a dans ce sens mis en oeuvre plusieurs projets d'efficacité énergétique comme par exemple avec des brûleurs à haut rendement dans les fours de cuisson ayant entraîné une forte réduction de l'utilisation du gaz naturel – combustible fossile – nécessaire au processus de cuisson des fours à céramique.

 L'introduction des variateurs électroniques de vitesse (VEV) a également permis des économies d'énergie dans différents processus. Les VEV ont pour rôle de contrôler en permanence la vitesse des moteurs à induction des équipements, tels que les ventilateurs ou les broyeurs à pâte céramique (issus du procédé de broyage de Dominó). L'optimisation de ce procédé a conduit à une réduction de 25 % des cycles de broyage.

Le système d'air comprimé est un processus industriel qui mérite également une grande attention de la part de l'industrie. Au Portugal, plus de 10% de l'électricité consommée dans une industrie est utilisée dans l'air comprimé. Ainsi, un nouveau compresseur à vitesse variable a été installé permettant de réaliser d'importantes économies.

Dominó a également remplacé le système d'éclairage tant sur les espaces industriels (usine, magasins) qu'administratifs (bureau, accueil/showroom) permettant une réduction de 60% de la consommation de ce poste.

Over the last decade, Dominó has invested in measures to reduce energy consumption with the main objective of becoming more competitive by reducing the energy bill. The companies concern about the reduction of greenhouse gas emissions has also been growing and there are several reasons identified. The growing environmental responsibility of organizations, the new carbon tax assigned and even the increase in the value of greenhouse gas emissions permissions make energy management in companies a necessity today.

In this sense, Dominó has been implementing several energy efficiency projects where we shall highlight the high-efficiency burners of the baking ovens, which led to a strong reduction in the use of natural gas – fossil fuel – needed in the baking ceramics process.

The introduction of electronic variable speed drives (VSD) has also brought energy savings to different processes. VSDs have the role of continuously controlling the speed of the induction motors of equipment such as fans or ceramic slurry mills (from the Dominó milling process). The optimization of this process resulted in a 25% reduction in grinding cycles.

Another industrial process that receives great attention from the industry is the compressed air system. In Portugal, more than 10% of the electricity consumed in an industry is used in compressed air. As such, Dominó installed a new variable speed compressor for compressed air production bringing significant savings to the company.

All manufacturing processes as well as business in the office area take place only with the provision of adequate lighting conditions. Dominó replaced all the old lighting at the factory and administrative services by a new and more efficient one, reducing lighting consumption in 60%.

Im letzten Jahrzehnt hat Dominó in Maßnahmen zur Reduzierung des Energieverbrauchs investiert, mit dem Hauptziel, durch die Senkung der Energiekosten wettbewerbsfähiger zu werden. Auch die Sorge der Unternehmen um die Reduzierung der Treibhausgasemissionen nimmt zu, und dafür wurden mehrere Gründe identifiziert. Die wachsende Umweltverantwortung von Organisationen, die neu eingeführte CO2-Steuer und sogar die Wertsteigerung von Treibhausgasemissionszertifikaten machen Energiemanagement in Unternehmen heute zu einer Notwendigkeit.

In diesem Sinne hat Dominó mehrere Energieeffizienzprojekte umgesetzt, darunter die hocheffizienten Brenner in den Öfen, die zu einer hohen Reduzierung des Einsatzes von Erdgas – fossilen Brennstoffen – führten, die für den Brennprozess der Keramik in den Öfen erforderlich sind.

Die Einführung elektronischer Antriebe mit variabler Drehzahl (VEVs) führte auch zu Energieeinsparungen bei verschiedenen Prozessen. Die VEVs haben die Aufgabe, die Drehzahl der Induktionsmotoren von Geräten wie Ventilatoren oder Keramikpastenmühlen (aus dem Mahlfahren von Dominó) kontinuierlich zu steuern. Die Optimierung dieses Prozesses führte zu einer Reduzierung der Mahlzyklen um 25%.


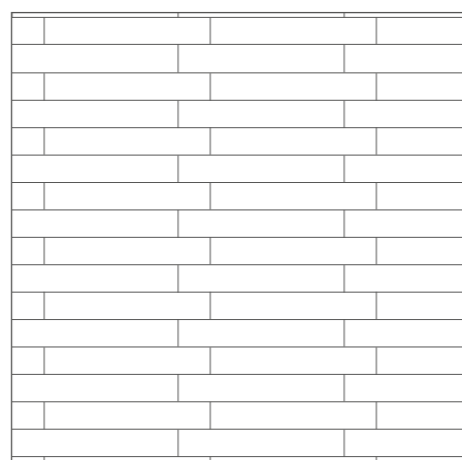

Ein weiterer industrieller Prozess, der große Aufmerksamkeit seitens der Industrie verdient, ist das Druckluftsystem. In Portugal werden mehr als 10% des in einer Industrie verbrauchten Stroms in Form von Druckluft verwendet. Daher installierte Dominó einen neuen Kompressor mit variabler Drehzahl für die Druckluftherzeugung, was dem Unternehmen erhebliche Einsparungen brachte.

Alle Fertigungsprozesse sowie der gesamte Verwaltungsbereich werden mit darauf abgestimmten Lichtverhältnissen beleuchtet. Dabei ersetzte Dominó sämtliche bisherigen Beleuchtungen für Fabrik- und Verwaltungsbereiche durch effiziente Beleuchtung und reduzierte damit den Energieverbrauch für Beleuchtung um 60%.


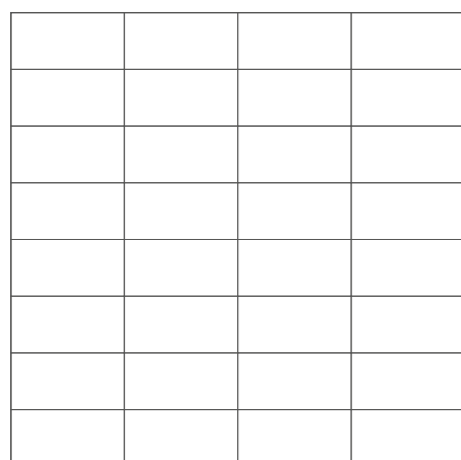




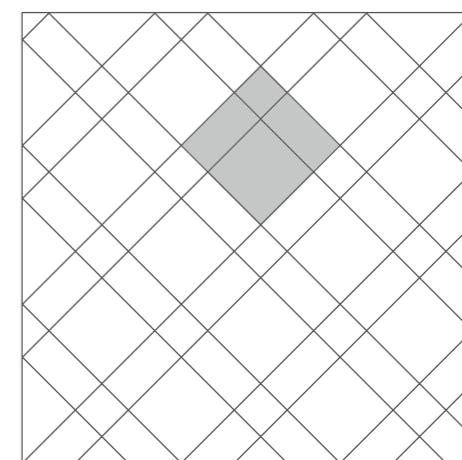
19x118,2 / 14,5x88,2 / 20x90



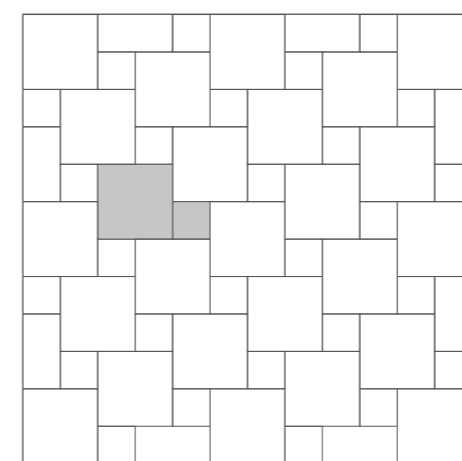
30x60



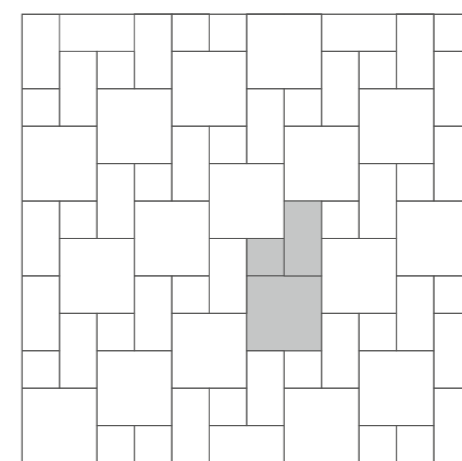
16,5x16,5 4%  
16,5x33 32%  
33x33 64%



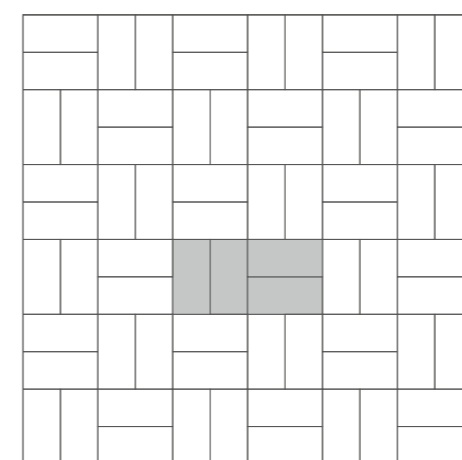
16,5x16,5 11,11%  
16,5x33 44,44%  
33x33 44,45%




16,5x16,5 20%  
33x33 80%



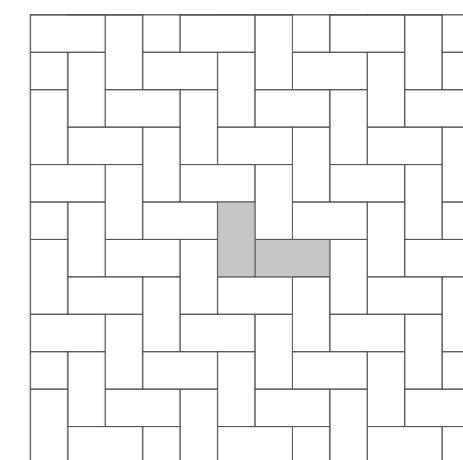
16,5x16,5 14,29%  
16,5x33 28,57%  
33x33 57,14%



16,5x33 100%

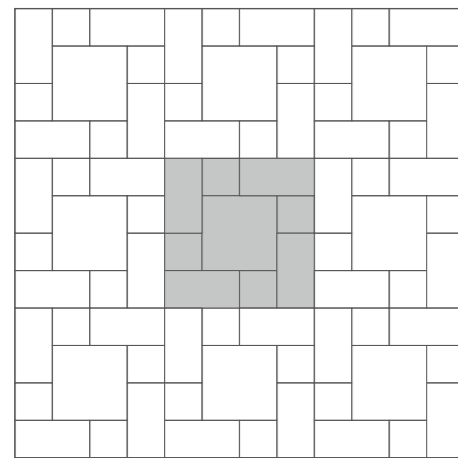


16,5x33 100%

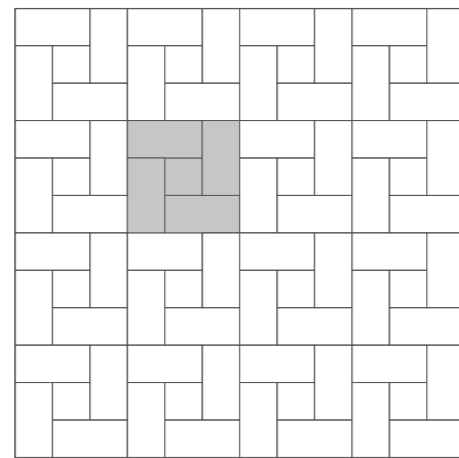


16,5x33 100%

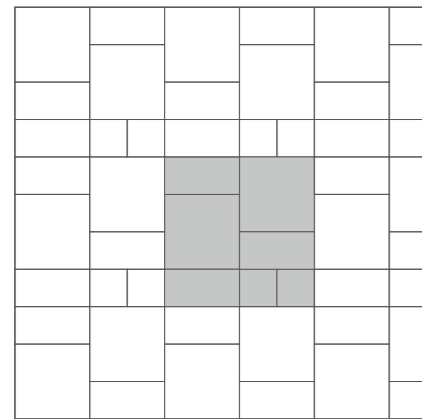




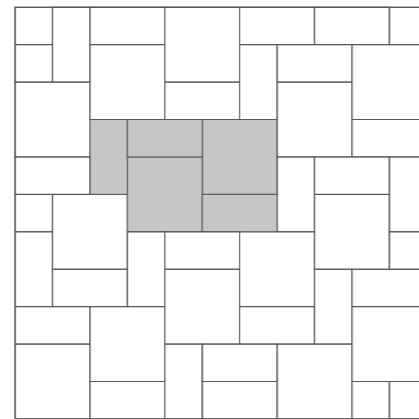
16,5x16,5 25%  
16,5x33 50%  
33x33 25%



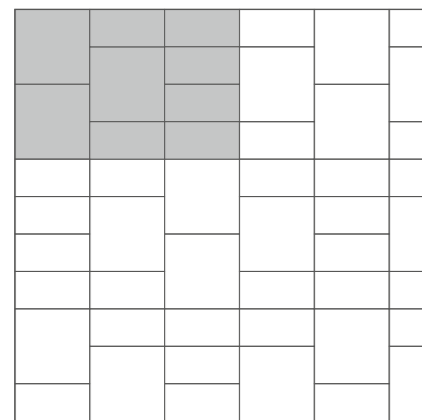
16,5x16,5 11,12%  
16,5x33 88,88%




16,5x16,5 12,5%  
16,5x33 37,5%  
33x33 50%



16,5x33 42,9%  
33x33 57,1%





16,5x33 50%  
33x33 50%





16,5x33 33,3%  
33x33 66,7%

Junta recomendada - 3mm / Recommended joint - 3 mm







absolute	178	natura	186
bizantine	043	newstreet	034
broadway	164	nordic	080
chiado	259	on-road	024
cristal	190	one	134
cube	186	paint	118
ecoliving	014	pedras salgadas	260
everest	264	pisanino	265
everstone	060	portú	104
feel good	086	prodeck	094
forma	116	pura	170
garland	108	roc	100
geo	158	salerno	186
habitat	228	san marco	261
halma	242	santa fé	122
innova	236	sicília	250
jerez	260	so	258
kasbah	050	stella	198
lausanne	044	terra	262
legend	246	titan	256
linea	253	tokyo	206
lisbon	133	topdeck	094
lodge	074	traffic	257
look	126	uptown	144
matérica	222	urban	066
melt	008	vidago	260
mood	152	viva	250
mundi	214	vogue	263

- PRESTIGE**  
Porcelanato Vidrado Pasta Corada  
Glazed Porcelain Full Color Body
- HARDLINE**  
Grés Porcelanato Vidrado  
Glazed Porcelain Tiles
- Revestimento Pasta Branca**  
White Body Wall Tiles
- Pavimento Grés Vidrado Pasta Branca**  
Glazed White Body Floor Tiles
- Decor em Rede**  
Decor on Mesh
- Rectificado**  
Rectified
- Brilho**  
Glossy
- Espessura**  
Thickness
- Pré-Corte**  
Pre-Cut
- Resistência à Abrasão**  
Abrasion Resistance
- Resistência ao Escorregamento**  
Anti-Slip Resistance
- Resistência ao Escorregamento**  
Anti-Slip Resistance
- Destonificação**  
Shading Variations
- Baixo Risco de Escorregamento**  
Low Slip Potential
- Preço €/m²**  
Price €/sqm
- Stock Off**





A DOMINÓ reserva o direito de anular ou modificar o desenho de qualquer um dos modelos que se apresentam neste catálogo. Este catálogo substitui e anula as edições anteriores (data na contra-capas).

DOMINÓ reserves the right to cancel or change the design in any or all of the models here enclosed. This catalogue substitutes and cancels all previous catalogues (date on back cover).











Zona Industrial de Condeixa  
3150-194 Condeixa-a-Nóva, Portugal  
Tel.: [+351] 239 949 800  
Fax: [+351] 239 949 809 / 239 942 259  
E-mail: [domino@domino.pt](mailto:domino@domino.pt)  
[www.domino.pt](http://www.domino.pt)

Crta Onda Villareal  
Camino Palmeral  
12200 Onda [Castellón]  
Tel.: +34 964 626 529  
Fax: +34 964 626 663  
E-mail: [domino.castellon@domino.pt](mailto:domino.castellon@domino.pt)

