

**GENERAL
CATALOGUE
2024**



ALELUIA CERÂMICAS

SYMBOLS

Símbolos . Symboles . Symbole . Símbolos



WALL & FLOOR / PORCELAIN TILES

Revestimento e Pavimento / Porcelanato . Revêtements & Carreaux de Sol / Grès Cérame
Wand & Boden / Feinsteinzeug . Revestimiento y Pavimento / Porcelánico



WALL / WALL TILES

Revestimento . Revêtements
Wandfliesen . Revestimiento



WALL & FLOOR / GLAZED TILES

Revestimento e Pavimento / Pavimento em Grés . Revêtements & Carreaux de Sol / Sol en Grès
Wand & Boden / Bodenfliesen aus Steinzeug . Revestimiento y Pavimento / Pavimento en Gres



UNGLAZED FULL BODY PORCELAIN

Porcelanato Extrudido não esmaltado toda massa . Grés Cérame Étiré non émaillé pleine masse
Unglasiertes Feinsteinzeug . Porcelánico toda masa



HAND PAINTING

Pintura Manual . Peinture Manuelle
Handmalerei . Pintura Manual



THICKNESS

Espessura . Épaisseur
Dicke . Espesor



DECORATIONS SOLD PER SQM

Decorações vendidas ao M² . Décorations vendu au M²
Dekorationen verkauft pro M² . Decoraciones vendidas al M²



NET GLUED PIECES

Peças coladas em rede . Pièces collées sur réseau
Stücke auf Netz geklebt . Piezas pegadas en red



UNIFORM APPEARANCE

Uniforme . Uniforme
Einheitlich . Uniforme



SLIGHT VARIATION

Variação Ligeira . Légère Variation
Leichte Abweichung . Variación Ligera



MODERATE VARIATION

Variação Moderada . Variation Modérée
Mäßige Abweichung . Variación Moderada



STRONG VARIATION

Variação Forte . Forte Variation
Starke Abweichung . Variación Fuerte



MATTE

Mate . Mat
Matt . Mate



SHINE

Brilho . Brillant
Glanz . Brillo



MATTE/SHINE

Mate/Brilho . Matte/Brillant
Matt/Glanz . Mate/Brillo



SATIN

Acetinado . Satin
Satin . Satin



HONED

Amaciado . Adoucie
Soft . Apomazado



POLISHED

Polido . Poli
Poliert . Pulido



NATURAL (MATTE)

Natural (Mate) . Naturel (Matte)
Natural (Matt) . Natural (Mate)



NATURAL (MATTE/SHINE)

Natural (Mate/Brilho) . Naturel (Matte/Brillant)
Natural (Matt/Glanz) . Natural (Mate/Brillo)



NATURAL (SHINE)

Natural (Brilho) . Naturel (Brillant)
Natural (Glanz) . Natural (Brillo)



SEMI-POLISHED (MATTE)

Semi-polido (Mate) . Semi-poli (Matte)
Anpoliert (Matt) . Semi-pulido (Mate)



SEMI-POLISHED (MATTE/SHINE)

Semi-polido (Mate/Brilho) . Semi-poli (Matte/Brillant)
Anpoliert (Matt/Glanz) . Semi-pulido (Mate/Brillo)



SEMI-POLISHED (SHINE)

Semi-polido (Brilho) . Semi-poli (Brillant)
Anpoliert (Glanz) . Semi-pulido (Brillo)



SOFT AS



ANTI-SLIP

Antiderrapante . Antidérapant
Rutschfest . Antideslizante



HAMMERED

Bujardado . Martelé
Gehämmert . Bujardado




RECTIFIED

Retificado . Rectifié . Rektifiziert . Rectificado



ALELUIA CERÂMICAS



SINCE 1905

Founded in 1905 and with over one hundred years of activity, Aleluia is now a technologically advanced company, accumulating experience that provides a product of excellence, following the highest quality standards at an international level.

Fundada em 1905 e com mais de cem anos de atividade, a Aleluia é hoje uma empresa tecnologicamente avançada, acumulando uma experiência que permite oferecer um produto de excelência, de acordo com os mais elevados padrões de qualidade a nível internacional.

Aleluia wurde 1905 gegründet und ist seit über einhundert Jahren im Geschäft. Heute ist Aleluia ein fortschrittliches technologisches Unternehmen, das Erfahrung sammelt und ein Spitzenprodukt bietet, in Abstimmung mit den höchsten Qualitätsstandards auf internationaler Ebene.

Fondée en 1905 et avec plus de cent ans d'activité, Aleluia est aujourd'hui une entreprise technologiquement avancée, accumulant une expérience qui nous permet d'offrir un excellent produit, selon les plus hauts standards de qualité internationale.

Fundada en 1905 y con más de cien años de actividad, el Aleluia es hoy una empresa tecnológicamente avanzada, acumulando una experiencia que le permite ofrecer un producto de excelencia, según los más altos estándares de calidad a nivel internacional.



SIIMULATOR

FLOOR AND WALL SIMULATOR

Now you can simulate how our ceramic tiles look on the walls and floor of any room in your own home. Just use your smartphone, with no need of any download or special requirements.

- 1º. Scan the QR code on the collection pages;
- 2º. Take a photo of the room you want to simulate;
- 3º. Select the product that you wish to see applied on the wall and/or floor of your rooms.

SIMULADOR DE CHÃO E PAREDES

Agora já pode simular como fica a nossa cerâmica nas paredes e chão de qualquer divisão da sua casa. Basta utilizar o seu smartphone e não necessita de qualquer instalação ou requisito especial.

- 1º. Leia o código QR presente nas páginas das coleções;
- 2º. Tire foto da divisão que pretende simular;
- 3º. Selecione o produto que pretende ver aplicado na parede e/ou chão das suas divisões.

SIMULATEUR DE SOL ET DE MUR

Vous pouvez désormais simuler l'aspect de nos carreaux de céramique sur les murs et le sol de n'importe quelle pièce de votre maison. Il suffit d'utiliser votre smartphone. Sans nécessité d'installation d'application ou de conditions particulières requises.

- 1º. Scannez le QR code, présent sur les pages de la collection;
- 2º. Prenez une photo de la pièce de vie que vous souhaitez simuler;
- 3º. Sélectionnez le produit que vous souhaitez voir appliquer au mur et/ou au sol de vos pièces.

BODEN- UND WANDSIMULATOR

Mit Hilfe unseres Simulators können Sie jetzt sehen, wie unsere Keramik an den Wänden und Böden Ihrer Wohnung aussehen. Benutzen Sie einfach Ihr Smartphone. Sie müssen keine App installieren oder besondere Einstellungen vornehmen.

- 1º. Scannen Sie den QR-Code auf den Seiten der verschiedenen Kollektionen;
- 2º. Machen ein Foto des Raums, den Sie gestalten möchten;
- 3º. Wählen Sie das Produkt aus, das Sie für die Wand und/oder den Boden Ihrer Räume verwenden möchten.

SIMULADOR DE SUELO Y PAREDES

Ahora, usted ya puede simular el aspecto de nuestras baldosas de cerámica, en las paredes y el suelo de cualquier habitación de su casa. Sólo tiene que usar su smartphone y no necesita ninguna instalación ni requisitos especiales.

- 1º. Lea el código QR en las páginas de las colecciones;
- 2º. Haga una foto de la habitación que quiere simular;
- 3º. Seleccione el producto que desea ver aplicado en la pared y/o el suelo de sus habitaciones.



A		
ABBEY		384
ALPE		76
AVENUE		84

B		
BACKSTAGE		28
BALANCE		240
BLACK CODE		374
BOSCO		120
BOULEVARD		46
BRANCOS		358

C		
CHROMA		268
CITIZEN		404
COLOR ART		386
CONCRETE		54

D		
DANDY		262
DECK		130
DETROIT		316

E		
EBRO (NEW)		432
ESSENCE		348
ETERNAL STONE		212

F		
FLOW		14
FOCUS		92

G		
GRANIT		258

I		
INDUSTRIAL		466

K		
KERABRAILLE		474
KOMPACT		36
KREA		90

L		
LIV'IN		324
LUNA (NEW)		424

M		
MAGMA (NEW)		172
MOORISH		380
MUSE		144
MUSTANG SLATE		224

N		
NATURA KALACATA		156
NEW ZELLIGE		302
NOBLE		114
NOGAL (NEW)		96

O		
OCEAN		256
OSLO		106

P		
PALACE		136
PIAZEN		198
PLASTER		62
PRO-DECK		444
PURE TRAVERTINE		162

R		
RAKU (NEW)		282
RAW		342
ROCK		218

S		
SANDSTONE		416
SCALES		312
SERENA		250
SIGNATURE		370
SOFTLINE		410
STONE AGE		184
STUDIO		66

T		
TANGRAM		392
TECHNICAL		456
TERRA 1.4		448
TOUCH		336

U		
URBAN ATELIER		290
URBAN STONE		230

X		
X-TREME		438

LOOK INDEX	8
SIZE INDEX	10
TECHNICAL DATA	490
SLIP RESISTANCE	496
WALLPEC AND UPEC CERTIFICATION	500
APPLICATION AND USE	506
PACKING AND WEIGHT	511

LOOK INDEX

CEMENT

FLOW	14
BACKSTAGE	28
KOMPACT	36
BOULEVARD	46
CONCRETE	54
PLASTER	62
STUDIO	66
ALPE	76
AVENUE	84
KREA	90
FOCUS	92

WOOD

NOGAL <i>(NEW)</i>	96
OSLO	106
NOBLE	114
BOSCO	120
DECK	130

MARBLE & STONE

PALACE	136
MUSE	144
NATURA KALACATA	156
PURE TRAVERTINE	162
MAGMA <i>(NEW)</i>	172
STONE AGE	184
PIAZEN	198
ETERNAL STONE	212
ROCK	218
MUSTANG SLATE	224
URBAN STONE	230
BALANCE	240
SERENA	250
OCEAN	256
GRANIT	258

COLOUR & DESIGN

DANDY	262
CHROMA	268
RAKU <i>(NEW)</i>	282
URBAN ATELIER	290
NEW ZELLIGE	302
SCALES	312
DETROIT	316
LIV'IN	324
TOUCH	336
RAW	342
ESSENCE	348
BRANCOS	358

ARTISAN

SIGNATURE	370
BLACK CODE	374
MOORISH	380
ABBAY	384
COLOR ART	386
TANGRAM	392

KERATEC

SKINTECH	
CITIZEN	404
SOFTLINE	410
SANDSTONE	416
VISUALTECH	
LUNA <i>(NEW)</i>	424
EBRO <i>(NEW)</i>	432
X-TREME	438
PRO-DECK	444
TERRA 1.4	448
SOLIDTECH	
TECHNICAL	456
INDUSTRIAL	466
KERABRAILLE	474



Stone Age White 44.3x88.8 cm ret. Honed P9151PM



Akef's Room


CEMENT



FLOW

The fluidity and harmony in the combinations of materials.

A fluidez e harmonia na conjugação de materiais.
 La fluidité et l'harmonie dans la combinaison des matériaux.
 Die Fließfähigkeit und Harmonie in der Kombination von Materialien.
 La fluidez y armonía en la combinación de materiales.



BIM

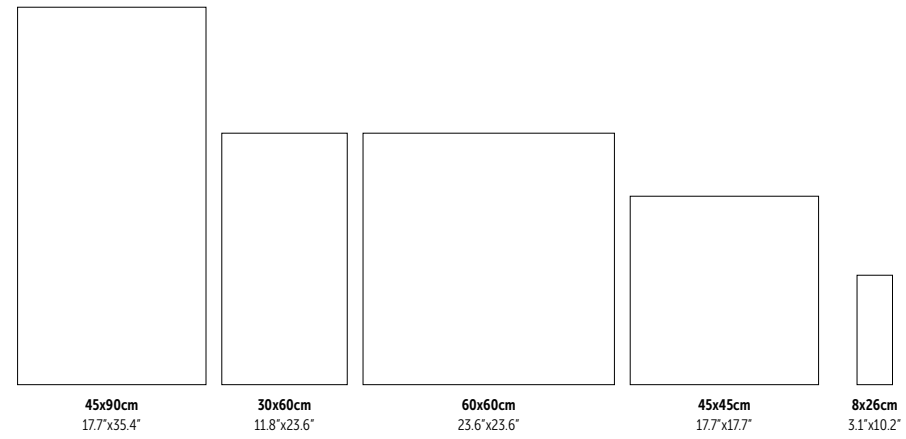


SEE IT IN YOUR ROOM!

Flow Cement Ash 44.3x88.8 cm ret. Natural P9173R

Porcelain Tiles
Wall & Floor

Wall Tiles
Wall



- FINISHES**
- NATURAL**
(Porcelain Tiles)
R10
A+B
PTV ≥ 36
 - ANTI-SLIP**
(Porcelain Tiles)
R11
A+B
Class 3
PTV ≥ 36
 - SHINE**
(Wall Tiles)



Flow Majólica Ash 8.6x26.2 cm Glossy C0819



Flow Cement Ash 59.2x59.2 cm ret. Natural P6173R
Flow Stone Ash 59.2x59.2 cm ret. Natural P6177R



Wall:
Flow Majólica Coal 8.6x26.2 cm Glossy C0820

Floor:
Flow Cement Coal 59.2x59.2 cm ret. Natural P6174R
Flow Stone Coal 59.2x59.2 cm ret. Natural P6178R



Wall:
Mosaic Sticks Flow Stone Cloud 29.5x29.5 cm Natural DC3705
Flow Stone Cloud 29.5x59.2 cm ret. Natural P3125R

Floor:
Flow Stone Cloud 59.2x59.2 cm ret. Natural P6175R

- WALL + FLOOR
PORCELAIN TILES
- V2 - SLIGHT VARIATION**
- NATURAL (MATTE)**
- ANTI-SLIP (MATTE)**
- 44.3x88.8
59.2x59.2
60x60
- 29.5x59.2
30x60
45x45
- R10 A+B**
- R11 A+B CLASS 3**
- PTV ≥36**
- UPEC**
NATURAL


FLOW




CEMENT CLOUD
 44.3x88.8 cm ret. P9171R | GD11



STONE CLOUD
 44.3x88.8 cm ret. P9175R | GD11



CEMENT CLOUD
 29.5x59.2 cm ret. P3121R | GD06
 30x60 cm P3121 | GC06




STONE CLOUD
 29.5x59.2 cm ret. P3125R | GD06
 30x60 cm P3125 | GC06




CEMENT CLOUD
 59.2x59.2 cm ret. P6171R | GD08 P6181R | GD09
 60x60 cm P6171 | GC07 P6181 | GC09



STONE CLOUD
 59.2x59.2 cm ret. P6175R | GD08 P6185R | GD09
 60x60 cm P6175 | GC07 P6185 | GC09



CEMENT CLOUD
 45x45 cm PE040 | GC01



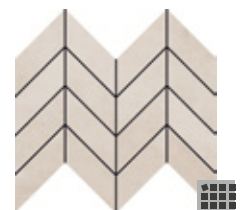
MOSAIC FLOW CEMENT CLOUD (4.7X4.7 CM) (PIECE)
 29.5x29.5x0.85 cm DC4051 | GJ32



STONE CLOUD
 45x45 cm PE044 | GC01



MOSAIC FLOW STONE CLOUD (4.7X4.7 CM) (PIECE)
 29.5x29.5x0.85 cm DC4055 | GJ32



MOSAIC ARROW FLOW CEMENT CLOUD (PIECE)
 22.4x29.5x0.85 cm DC6011 | GJ33



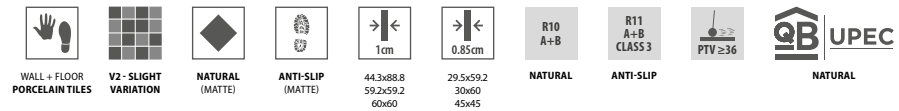
MOSAIC STICKS FLOW CEMENT CLOUD (PIECE)
 29.5x29.5x0.85 cm DC3701 | GJ36



MOSAIC ARROW FLOW STONE CLOUD (PIECE)
 22.4x29.5x0.85 cm DC6015 | GJ33



MOSAIC STICKS FLOW STONE CLOUD (PIECE)
 29.5x29.5x0.85 cm DC3705 | GJ36



CEMENT SAND
44.3x88.8 cm ret. P9172R | GD11



STONE SAND
44.3x88.8 cm ret. P9176R | GD11



CEMENT SAND
29.5x59.2 cm ret. 30x60 cm P3122R | GD06 P3122 | GC06



STONE SAND
29.5x59.2 cm ret. 30x60 cm P3126R | GD06 P3126 | GC06




CEMENT SAND
59.2x59.2 cm ret. 60x60 cm P6172R | GD08 P6182R | GD09 P6172 | GC07 P6182 | GC09



STONE SAND
59.2x59.2 cm ret. 60x60 cm P6176R | GD08 P6186R | GD09 P6176 | GC07 P6186 | GC09




CEMENT SAND
45x45 cm PE041 | GC01



MOSAIC FLOW CEMENT SAND (4.7X4.7 CM) (PIECE)
29.5x29.5x0.85 cm DC4052 | GJ32



STONE SAND
45x45 cm PE045 | GC01




MOSAIC FLOW STONE SAND (4.7X4.7 CM) (PIECE)
29.5x29.5x0.85 cm DC4056 | GJ32



MOSAIC ARROW FLOW CEMENT SAND (PIECE)
22.4x29.5x0.85 cm DC6012 | GJ33



MOSAIC STICKS FLOW CEMENT SAND (PIECE)
29.5x29.5x0.85 cm DC3702 | GJ36



MOSAIC ARROW FLOW STONE SAND (PIECE)
22.4x29.5x0.85 cm DC6016 | GJ33



MOSAIC STICKS FLOW STONE SAND (PIECE)
29.5x29.5x0.85 cm DC3706 | GJ36



Wall:
Mosaic Arrow Flow Stone Sand 22.4x29.5 cm Natural DC6016
Flow Stone Sand 44.3x88.8 cm ret. Natural P9176R

Floor:
Flow Cement Sand 44.3x88.8 cm ret. Natural P9172R



Wall:
Flow Cement Ash 44.3x88.8 cm ret. Natural P9173R

Floor:
Flow Stone Ash 44.3x88.8 cm ret. Natural P9177R



WALL + FLOOR
PORCELAIN TILES



V2 - SLIGHT
VARIATION



NATURAL
(MATTE)



ANTI-SLIP
(MATTE)



1cm



0.85cm



R10
A+B



R11
A+B
CLASS 3



PTV ≥ 36



UPEC
NATURAL



CEMENT ASH
44.3x88.8 cm ret.

P9173R | GD11




STONE ASH
44.3x88.8 cm ret.

P9177R | GD11



CEMENT ASH
29.5x59.2 cm ret.
30x60 cm

P3123R | GD06
P3123 | GC06



STONE ASH
29.5x59.2 cm ret.
30x60 cm

P3127R | GD06
P3127 | GC06




CEMENT ASH
59.2x59.2 cm ret.
60x60 cm

P6173R | GD08 P6183R | GD09
P6173 | GC07 P6183 | GC09




STONE ASH
59.2x59.2 cm ret.
60x60 cm

P6177R | GD08 P6187R | GD09
P6177 | GC07 P6187 | GC09




CEMENT ASH
45x45 cm

PE042 | GC01



MOSAIC FLOW CEMENT ASH
(4.7x4.7 CM) (PIECE)
29.5x29.5x0.85 cm DC4053 | GJ32




STONE ASH
45x45 cm

PE046 | GC01




MOSAIC FLOW STONE ASH
(4.7x4.7 CM) (PIECE)
29.5x29.5x0.85 cm DC4057 | GJ32



MOSAIC ARROW FLOW CEMENT ASH
(PIECE)
22.4x29.5x0.85 cm DC6013 | GJ33



MOSAIC STICKS FLOW CEMENT ASH
(PIECE)
29.5x29.5x0.85 cm DC3703 | GJ36



MOSAIC ARROW FLOW STONE ASH
(PIECE)
22.4x29.5x0.85 cm DC6017 | GJ33



MOSAIC STICKS FLOW STONE ASH
(PIECE)
29.5x29.5x0.85 cm DC3707 | GJ36



CEMENT COAL
44.3x88.8 cm ret. P9174R | GD11



STONE COAL
44.3x88.8 cm ret. P9178R | GD11



CEMENT COAL
29.5x59.2 cm ret. 30x60 cm P3124R | GD06 P3124 | GC06



STONE COAL
29.5x59.2 cm ret. 30x60 cm P3128R | GD06 P3128 | GC06



CEMENT COAL
59.2x59.2 cm ret. 60x60 cm P6174R | GD08 P6184R | GD09 P6174 | GC07 P6184 | GC09




STONE COAL
59.2x59.2 cm ret. 60x60 cm P6178R | GD08 P6188R | GD09 P6178 | GC07 P6188 | GC09




CEMENT COAL
45x45 cm PE043 | GC01



MOSAIC FLOW CEMENT COAL (4.7X4.7 CM) (PIECE)
29.5x29.5x0.85 cm DC4054 | GJ32



STONE COAL
45x45 cm PE047 | GC01



MOSAIC FLOW STONE COAL (4.7X4.7 CM) (PIECE)
29.5x29.5x0.85 cm DC4058 | GJ32



MOSAIC ARROW FLOW CEMENT COAL (PIECE)
22.4x29.5x0.85 cm DC6014 | GJ33



MOSAIC STICKS FLOW CEMENT COAL (PIECE)
29.5x29.5x0.85 cm DC3704 | GJ36



MOSAIC ARROW FLOW STONE COAL (PIECE)
22.4x29.5x0.85 cm DC6018 | GJ33



MOSAIC STICKS FLOW STONE COAL (PIECE)
29.5x29.5x0.85 cm DC3708 | GJ36



Flow Cement Sand 44.3x88.8 cm ret. Natural P9172R
Flow Stone Coal 44.3x88.8 cm ret. Natural P9178R
Flow Cement Coal 44.3x88.8 cm ret. Natural P9174R

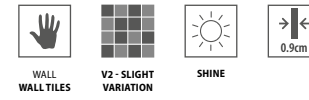
SPECIAL PIECES

Stairstep Degrau / Nez-de-Marche Stufe / Peldaño	Step Extra Fluted* Degrau Espessurado, Nez de Marche Forte Épaisseur Winkelstufe, Peldaño con Espesor	Skirting Rodapé / Plinthe Socket / Rodapié
44.3x88.8x1 cm ret. GJ46	29.5x88.8x1 cm ret. GJ59	8x44.3x1 cm ret. GJ09
59.2x59.2x1 cm ret. GJ42	29.5x59.2x1 cm ret. GJ58	8x59.2x1 cm ret. GJ14
29.5x59.2x1 cm ret. GJ33	29.5x59.2x0.85 cm ret. GJ58	8x59.2x0.85 cm ret. GJ14
29.5x59.2x0.85 cm ret. GJ30		8x60x1 cm GJ10
60x60x1 cm GJ36		8x60x0.85 cm GJ10
30x60x1 cm GJ28		
30x60x0.85 cm GJ24		

PACKING AND WEIGHT

Size (cm) Dimensão, Format Maße, Formato	Pieces Peças, Pièces Stück, Piezas	SQM M²	Weight Peso, Poids Gewicht, Peso	Box Caixa, Boite Karton, Caja	SQM M²	Weight Peso, Poids Gewicht, Peso
44.3x88.8x1 ret.	2	0.787	17.72	43	33.841	782
59.2x59.2x1 ret.	3	1.050	23.20	36	37.800	855
29.5x59.2x0.85 ret.	7	1.220	22.60	40	48.800	924
60x60x1	3	1.080	23.78	36	38.880	876
30x60x0.85	7	1.260	23.40	40	50.400	956

* Minimum of 10 pieces. Quantidade mínima de 10 peças. Quantité minimum de 10 pièces. Mindestmenge: 10 Stücke. Cantidad mínima de 10 piezas



Wall:
Flow Majólíca Cloud 8.6x26.2 cm Glossy C0817
Flow Cement Cloud 29.5x59.2 cm ret. Natural P3121R
Floor:
Flow Cement Cloud 59.2x59.2 cm ret. Natural P6171R
Flow Stone Cloud 59.2x59.2 cm ret. Natural P6175R



MAJÓLICA CLOUD
 8.6x26.2 cm C0817 | GG03



MAJÓLICA SAND
 8.6x26.2 cm C0818 | GG03



MAJÓLICA ASH
 8.6x26.2 cm C0819 | GG03



MAJÓLICA COAL
 8.6x26.2 cm C0820 | GG03

PACKING AND WEIGHT

 Sizes (cm) Dimensão . Format Maße . Formato	 Pieces Peças . Pièces Stück . Piezas	 SQM M²	 Weight Peso . Poids Gewicht . Peso	 Box Caixa . Boite Karton . Caja	 SQM M²	 Weight Peso . Poids Gewicht . Peso
8.6x26.2x0.9	25	0.563	8.74	72	40.536	645



Flow Majólíca Ash 8.6x26.2 cm Glossy C0819
Flow Stone Ash 29.5x59.2 cm ret. Natural P3127R

BACKSTAGE

The allure of aged microcement in elegant and sophisticated atmospheres.

O fascínio do microcimento envelhecido em ambientes elegantes e sofisticados.
 L'attrait du microciment vieilli dans des ambiances élégantes et sophistiquées.
 Der Reiz von gealtertem Mikrozeement in eleganter und raffinierter Atmosphäre.
 El encanto del microcemento envejecido en ambientes elegantes y sofisticados.


WHITE

GREY


DARK GREY

GREEN

BLUE



 **Porcelain Tiles**
Wall & Floor



FINISHES

NATURAL
R10
Class 2
PTV ≥ 36

ANTI-SLIP
R11
A+B+C
Class 3
PTV ≥ 36



Wall:
Mosaic Hexa Slim Backstage Blue 28.1x34.1 cm Natural DC1025
Backstage Grey 29.5x59.2 cm ret. Natural P3102R

Floor:
Backstage Dark Grey 59.2x59.2 cm ret. Natural P6122R

BIM



SEE IT IN YOUR ROOM!

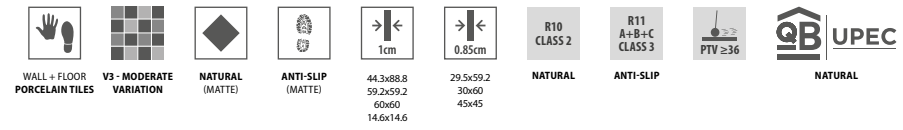
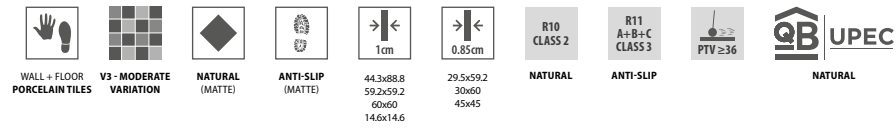
BACKSTAGE



Backstage Blue 59.2x59.2 cm ret. Natural P6124R



Backstage White 29.5x59.2 cm ret. Natural P3101R



WHITE
44.3x88.8 cm ret. P9140R | GD14




WHITE
29.5x59.2 cm ret. 30x60 cm P3101R | GD08
P3101 | GC08




WHITE
59.2x59.2 cm ret. 60x60 cm P6120R | GD09 P6125R | GD10
P6120 | GC10 P6125 | GC11



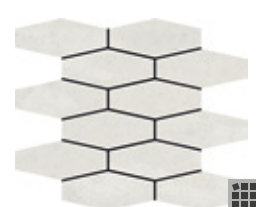
WHITE
14.6x14.6 cm ret. P6120RCS | GD21



WHITE
45x45 cm PE031 | GC04



MOSAIC BACKSTAGE WHITE
(4.7x4.7 CM) (PIECE) DC4031 | GJ33



MOSAIC HEXA SLIM BACKSTAGE
WHITE (PIECE) DC1021 | GJ39



GREY
44.3x88.8 cm ret. P9141R | GD14



GREY
29.5x59.2 cm ret. 30x60 cm P3102R | GD08
P3102 | GC08




GREY
59.2x59.2 cm ret. 60x60 cm P6121R | GD09 P6126R | GD10
P6121 | GC10 P6126 | GC11



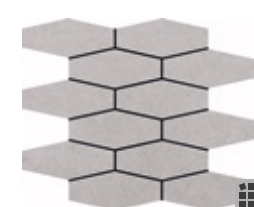
GREY
14.6x14.6 cm ret. P6121RCS | GD21



GREY
45x45 cm PE032 | GC04



MOSAIC BACKSTAGE GREY
(4.7x4.7 CM) (PIECE) DC4032 | GJ33



MOSAIC HEXA SLIM BACKSTAGE
GREY (PIECE) DC1022 | GJ39



DARK GREY
44.3x88.8 cm ret. P9142R | GD14



DARK GREY
29.5x59.2 cm ret. 30x60 cm P3103R | GD08
P3103 | GC08




DARK GREY
59.2x59.2 cm ret. 60x60 cm P6122R | GD09 P6127R | GD10
P6122 | GC10 P6127 | GC11



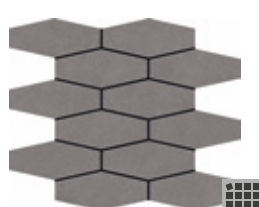
DARK GREY
14.6x14.6 cm ret. P6122RCS | GD21



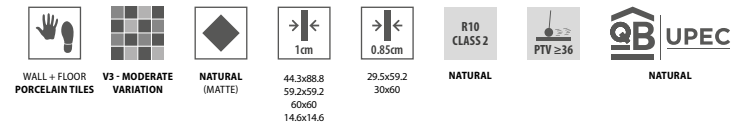
DARK GREY
45x45 cm PE033 | GC04



MOSAIC BACKSTAGE DARK GREY
(4.7x4.7 CM) (PIECE) DC4033 | GJ33



MOSAIC HEXA SLIM BACKSTAGE
DARK GREY (PIECE) DC1023 | GJ39



Wall:
Backstage Green 29.5x59.2 cm Natural P3104R
Backstage Dark Grey 29.5x59.2 cm Natural P3103R
 Floor:
Backstage Dark Grey 59.2x59.2 cm Natural P6122R



GREEN
 44.3x88.8 cm ret. P9143R | GD14



BLUE
 44.3x88.8 cm ret. P9144R | GD14



GREEN
 29.5x59.2 cm ret. P3104R | GD08
 30x60 cm P3104 | GC08




BLUE
 29.5x59.2 cm ret. P3105R | GD08
 30x60 cm P3105 | GC08



GREEN
 59.2x59.2 cm ret. P6123R | GD09
 60x60 cm P6123 | GC11




GREEN
 14.6x14.6 cm ret. P6123RC5 | GD21




BLUE
 59.2x59.2 cm ret. P6124R | GD09
 60x60 cm P6124 | GC11




BLUE
 14.6x14.6 cm ret. P6124RC5 | GD21




MOSAIC BACKSTAGE GREEN
(4.7X4.7 CM) (PIECE) DC4034 | GJ33
 29.5x29.5x0.85 cm



MOSAIC HEXA SLIM BACKSTAGE GREEN (PIECE) DC1024 | GJ39
 28.1x34.1x0.85 cm



MOSAIC BACKSTAGE BLUE
(4.7X4.7 CM) (PIECE) DC4035 | GJ33
 29.5x29.5x0.85 cm



MOSAIC HEXA SLIM BACKSTAGE BLUE (PIECE) DC1025 | GJ39
 28.1x34.1x0.85 cm

SPECIAL PIECES

Stairstep Degrau . Nez-de-Marche Stufe . Peldaño	Step Extra Fluted* Degrau Espessurado. Nez de Marche Forte Epaisseur Winkelstufe . Peldaño con Espesor	Skirting Rodapé . Plinthe Sockel . Rodapié
44.3x88.8x1 cm ret. GJ46	29.5x88.8x1 cm ret. GJ59	8x44.3x1 cm ret. GJ09
59.2x59.2x1 cm ret. GJ42	29.5x59.2x1 cm ret. GJ58	8x59.2x1 cm ret. GJ14
29.5x59.2x1 cm ret. GJ33	29.5x59.2x0.85 cm ret. GJ58	8x60x1 cm GJ10
29.5x59.2x0.85 cm ret. GJ30		8x45x0.85 cm GJ07
60x60x1 cm GJ36		
45x45x0.85 cm GJ28		
30x60x1 cm GJ28		
30x60x0.85 cm GJ24		

PACKING AND WEIGHT

Sizes (cm) Dimensão . Format Maße . Formato	Pieces Peças . Pièces Stück . Piezas	SQM M²	Weight Peso . Poids Gewicht . Peso	Box Caixa . Bolte Karton . Caja	SQM M²	Weight Peso . Poids Gewicht . Peso
44.3x88.8x1 ret.	2	0.787	17.72	43	33.841	782
59.2x59.2x1 ret.	3	1.050	23.20	36	37.800	855
29.5x59.2x0.85 ret.	7	1.220	22.60	40	48.800	924
14.6x14.6x1 ret.	38	0.810	16.84	52	42.120	925
60x60x1	3	1.080	23.78	36	38.880	876
45x45x0.85	5	1.010	19.20	36	36.360	711
30x60x0.85	7	1.260	23.40	40	50.400	956

* Minimum of 10 pieces . Quantidade mínima de 10 peças . Quantité minimum de 10 pièces . Mindestmenge: 10 Stücke . Cantidad mínima de 10 piezas

KOMPACT

Microcement in a raw state for the creation of refined spaces.

Microcimento em estado bruto para a criação de ambientes refinados.

Microciment brut pour créer des environnements raffinés.

Mikrozement im Rohzustand zur Schaffung raffinierter Umgebungen.

Microcemento en estado crudo para crear ambientes refinados.



WHITE

BEIGE

TAUPE

GREY


DARK GREY

BLACK



Porcelain Tiles

Wall & Floor



45x90cm
17.7'x35.4"



30x60cm
11.8'x23.6"



60x60cm
23.6'x23.6"

FINISHES

NATURAL
R9
Class 1

ANTI-SLIP
R11
Class 2
PTV ≥ 36



SEE IT IN YOUR ROOM!

Wall:
Kompact Grey 44.3x88.8 cm ret. Natural CT07R

Floor:
Kompact Dark Grey 44.3x88.8 cm ret. Natural CT08R



Wall:
Infinity Plain Kompact Taupe 29.5x59.2 cm DC918
Floor:
Kompact White 59.2x59.2 cm ret. Natural PT84R

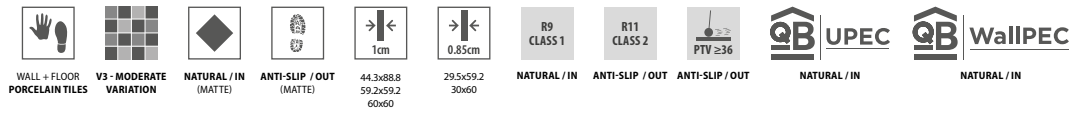


Mosaic Plain Kompact White 29.5x29.5 cm DC910



Kompact Grey 59.2x59.2 cm ret. Natural PT87R

KOMPACT



WHITE
44.3x88.8 cm ret.
CT04R | GD11 CT24R | GD12




BEIGE
44.3x88.8 cm ret.
CT05R | GD11 CT25R | GD12




WHITE
59.2x59.2 cm ret.
60x60 cm
PT84R | GD09 PT94R | GD10
PT84 | GC08 PT94 | GC10



BEIGE
59.2x59.2 cm ret.
60x60 cm
PT85R | GD09 PT95R | GD10
PT85 | GC08 PT95 | GC10




WHITE
29.5x59.2 cm ret.
30x60 cm
CP62R | GD07 CP92R | GD08
CP62 | GC07 CP92 | GC08



BEIGE
29.5x59.2 cm ret.
30x60 cm
CP63R | GD07 CP93R | GD08
CP63 | GC07 CP93 | GC08




INFINITY PLAIN KOMPACT WHITE (PIECE)
29.5x59.2x0.85 cm
DC916 | GJ44



INFINITY PLAIN KOMPACT BEIGE (PIECE)
29.5x59.2x0.85 cm
DC917 | GJ44



MOSAIC PLAIN KOMPACT WHITE (4.7x4.7 cm) (PIECE)
29.5x29.5x0.85 cm DC910 | GJ33



MOSAIC PLAIN KOMPACT BEIGE (4.7x4.7 cm) (PIECE)
29.5x29.5x0.85 cm DC911 | GJ33




Kompact Beige 44.3x88.8 cm ret. Natural CT05R



TAUPE
44.3x88.8 cm ret. CT06R | GD11 CT26R | GD12



GREY
44.3x88.8 cm ret. CT07R | GD11 CT27R | GD12



TAUPE
59.2x59.2 cm ret. 60x60 cm PT86R | GD09 PT96R | GD10
PT86 | GC08 PT96 | GC10




GREY
59.2x59.2 cm ret. 60x60 cm PT87R | GD09 PT97R | GD10
PT87 | GC08 PT97 | GC10




TAUPE
29.5x59.2 cm ret. 30x60 cm CP64R | GD07 CP94R | GD08
CP64 | GC07 CP94 | GC08




GREY
29.5x59.2 cm ret. 30x60 cm CP65R | GD07 CP95R | GD08
CP65 | GC07 CP95 | GC08




INFINITY PLAIN KOMPACT TAUPE (PIECE)
29.5x59.2x0.85 cm DC918 | GJ44



INFINITY PLAIN KOMPACT GREY (PIECE)
29.5x59.2x0.85 cm DC919 | GJ44



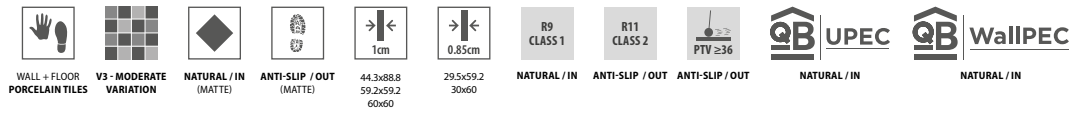
MOSAIC PLAIN KOMPACT TAUPE (4.7X4.7 cm) (PIECE)
29.5x29.5x0.85 cm DC912 | GJ33



MOSAIC PLAIN KOMPACT GREY (4.7X4.7 cm) (PIECE)
29.5x29.5x0.85 cm DC913 | GJ33

Kompact Taupe 59.2x59.2 cm ret. Anti-Slip PT96R

KOMPACT



DARK GREY
44.3x88.8 cm ret.
CT08R | GD11 CT28R | GD12




BLACK
44.3x88.8 cm ret.
CT09R | GD11 CT29R | GD12




DARK GREY
59.2x59.2 cm ret.
60x60 cm
PT88R | GD09 PT98R | GD10
PT88 | GC08 PT98 | GC10



BLACK
59.2x59.2 cm ret.
60x60 cm
PT89R | GD09 PT99R | GD10
PT89 | GC08 PT99 | GC10



DARK GREY
29.5x59.2 cm ret.
30x60 cm
CP66R | GD07 CP96R | GD08
CP66 | GC07 CP96 | GC08




BLACK
29.5x59.2 cm ret.
30x60 cm
CP67R | GD07 CP97R | GD08
CP67 | GC07 CP97 | GC08



INFINITY PLAIN KOMPACT DARK GREY
(PIECE)
29.5x59.2x0.85 cm
DC920 | GJ44



INFINITY PLAIN KOMPACT BLACK (PIECE)
29.5x59.2x0.85 cm
DC921 | GJ44



MOSAIC PLAIN KOMPACT DARK GREY (4.7X4.7 cm) (PIECE)
29.5x29.5x0.85 cm DC914 | GJ33



MOSAIC PLAIN KOMPACT BLACK (4.7X4.7 cm) (PIECE)
29.5x29.5x0.85 cm DC915 | GJ33



Wall:
Kompact Dark Grey 29.5x59.2 cm ret. Natural CP66R

Floor:
Kompact Black 59.2x59.2 cm ret. Natural PT89R

SPECIAL PIECES

Stairstep Degrau . Nez-de-Marche Stufe . Peldaño	Step Extra Fluted* Degrau Espessurado. Nez de Marche Forte Epaisseur Winkelstufe . Peldaño con Espesor	Skirting Rodapé . Plinthe Socket . Rodapié
44.3x88.8x1 cm ret. GJ46	29.5x88.8x1 cm ret. GJ59	8x44.3x1 cm ret. GJ09
59.2x59.2x1 cm ret. GJ42	29.5x59.2x1 cm ret. GJ58	8x59.2x1 cm ret. GJ14
29.5x59.2x1 cm ret. GJ33	29.5x59.2x0.85 cm ret. GJ58	8x60x1 cm GJ10
29.5x59.2x0.85 cm ret. GJ30		
60x60x1 cm GJ36		
30x60x1 cm GJ28		
30x60x0.85 cm GJ24		

PACKING AND WEIGHT

Sizes (cm) Dimensão . Format Maße . Formato	Pieces Peças . Pièces Stück . Piezas	SQM M ²	Weight Peso . Poids Gewicht . Peso	Box Caixa . Boite Karton . Caja	SQM M ²	Weight Peso . Poids Gewicht . Peso
44.3x88.8x1 ret.	2	0.787	17.72	43	33.841	782
59.2x59.2x1 ret.	3	1.050	23.20	36	37.800	855
29.5x59.2x0.85 ret.	7	1.220	22.60	40	48.800	924
60x60x1	3	1.080	23.78	36	38.880	876
30x60x0.85	7	1.260	23.40	40	50.400	956

* Minimum of 10 pieces . Quantidade mínima de 10 peças . Quantité minimum de 10 pièces . Mindestmenge: 10 Stücke . Cantidad mínima de 10 piezas



BOULEVARD

Industrially inspired cement for stylish areas.

Cimento de inspiração industrial para espaços cheios de estilo.
 Ciment d'inspiration industrielle pour des espaces au style affirmé.
 Industriell inspirierter Zement für stilvolle Räume.
 Cemento de inspiración industrial para espacios llenos de estilo.


LIGHT


GREIGE

GREY

DARK



 **Porcelain Tiles**
Wall & Floor



FINISHES

NATURAL
R9
A
Class 1

ANTI-SLIP
R11
A+B
Class 2
PTV ≥ 36



SEE IT IN YOUR ROOM!

Wall:
Boulevard Grey 29.5x59.2 cm ret. Natural P3082R

Floor:
Boulevard Grey 59.2x59.2 cm ret. Natural P6097R



Boulevard Grey 59.2x59.2 cm ret. Natural P6097R



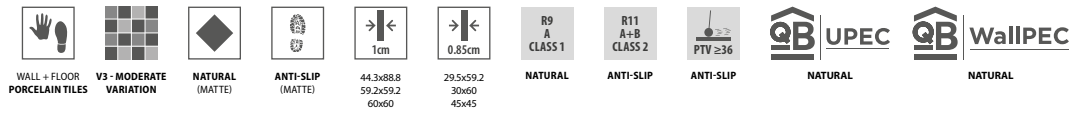
Wall:
Boulevard Dark 29.5x59.2 cm ret. Natural P3083R

Floor:
Boulevard Dark 59.2x59.2 cm ret. Natural P6098R
Boulevard Dark 29.5x59.2 cm ret. Anti-Slip P3087R



Boulevard Greige 44.3x88.8 cm ret. Natural P9106R

BOULEVARD



LIGHT
44.3x88.8 cm ret.

◆
P9105R | GD11



GREIGE
44.3x88.8 cm ret.

◆
P9106R | GD11



LIGHT
29.5x59.2 cm ret.
30x60 cm

◆ □
P3080R | GD07 P3084R | GD08
P3080 | GC07 P3084 | GC08



GREIGE
29.5x59.2 cm ret.
30x60 cm

◆ □
P3081R | GD07 P3085R | GD08
P3081 | GC07 P3085 | GC08



LIGHT
59.2x59.2 cm ret.
60x60 cm

◆ □
P6095R | GD07 P6131R | GD08
P6095 | GC08 P6131 | GC09



GREIGE
59.2x59.2 cm ret.
60x60 cm

◆ □
P6096R | GD07 P6132R | GD08
P6096 | GC08 P6132 | GC09




LIGHT
45x45 cm

◆
PE020 | GC02




GREIGE
45x45 cm

◆
PE021 | GC02



MOSAIC BOULEVARD LIGHT
(4.7X4.7 CM) (PIECE)
29.5x29.5x0.85 cm

◆
DC370 | GJ30



MOSAIC BOULEVARD GREIGE
(4.7X4.7 CM) (PIECE)
29.5x29.5x0.85 cm

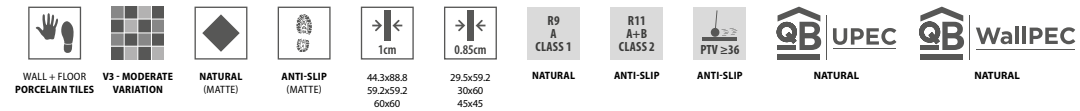
◆
DC371 | GJ30



Boulevard Light 44.3x88.8 cm ret. Natural P9105R



Boulevard Grey 59.2x59.2 cm ret. Natural P6097R



BOULEVARD



GREY
44.3x88.8 cm ret.

◆
P9107R | GD11




DARK
44.3x88.8 cm ret.

◆
P9108R | GD11



GREY
29.5x59.2 cm ret.
30x60 cm

◆ □
P3082R | GD07 P3086R | GD08
P3082 | GC07 P3086 | GC08



DARK
29.5x59.2 cm ret.
30x60 cm

◆ □
P3083R | GD07 P3087R | GD08
P3083 | GC07 P3087 | GC08



GREY
59.2x59.2 cm ret.
60x60 cm

◆ □
P6097R | GD07 P6133R | GD08
P6097 | GC08 P6133 | GC09



DARK
59.2x59.2 cm ret.
60x60 cm

◆ □
P6098R | GD07 P6134R | GD08
P6098 | GC08 P6134 | GC09



GREY
45x45 cm

◆
PE022 | GC02




DARK
45x45 cm

◆
PE023 | GC02



MOSAIC BOULEVARD GREY
(4.7X4.7 CM) (PIECE) ◆
29.5x29.5x0.85 cm DC372 | GJ30



MOSAIC BOULEVARD DARK
(4.7X4.7 CM) (PIECE) ◆
29.5x29.5x0.85 cm DC373 | GJ30

SPECIAL PIECES

Stairstep Degrau . Nez-de-Marche Stufe . Peldaño	Step Extra Fluted* Degrau Espessurado. Nez de Marche Forte Epaisseur Winkelstufe . Peldaño con Espesor	Skirting Rodapé . Plinthe Sockel . Rodapié
44.3x88.8x1 cm ret. GJ46	29.5x88.8x1 cm ret. GJ59	8x44.3x1 cm ret. GJ09
59.2x59.2x1 cm ret. GJ42	29.5x59.2x1 cm ret. GJ58	8x59.2x1 cm ret. GJ14
29.5x59.2x1 cm ret. GJ33	29.5x59.2x0.85 cm ret. GJ58	8x60x1 cm GJ10
29.5x59.2x0.85 cm ret. GJ30		8x45x0.85 cm GJ07
60x60x1 cm GJ36		
45x45x0.85 cm GJ28		
30x60x1 cm GJ28		
30x60x0.85 cm GJ24		

PACKING AND WEIGHT

Sizes (cm) Dimensão . Format Maße . Formato	Pieces Peças . Pièces Stück . Piezas	SQM M²	Weight Peso . Poids Gewicht . Peso	Box Caixa . Bolte Karton . Caja	SQM M²	Weight Peso . Poids Gewicht . Peso
44.3x88.8x1 ret.	2	0.787	17.72	43	33.841	782
59.2x59.2x1 ret.	3	1.050	23.20	36	37.800	855
29.5x59.2x0.85 ret.	7	1.220	22.60	40	48.800	924
60x60x1	3	1.080	23.78	36	38.880	876
45x45x0.85	5	1.010	19.20	36	36.360	711
30x60x0.85	7	1.260	23.40	40	50.400	956

* Minimum of 10 pieces . Quantidade mínima de 10 peças . Quantité minimum de 10 pièces . Mindestmenge: 10 Stücke . Cantidad mínima de 10 piezas



CONCRETE

The sublime authenticity of cement in spaces full of character.


A sublime autenticidade do cimento em espaços cheios de carácter.
 La sublime authenticité du ciment pour des espaces de caractère.
 Das Erhabene Authentizität von Zement in Räumen voller Charakter.
 La sublime autenticidad de cemento en espacios llenos de carácter.

BLEND

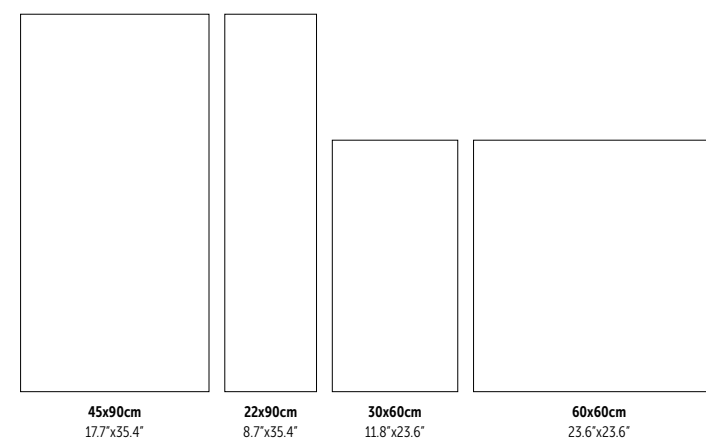
MASS

FUSE

JOIN



Porcelain Tiles
Wall & Floor



FINISHES

NATURAL
R10
Class 1

**SEMI-POLISHED
MATTE**

**SEMI-POLISHED
SHINE**



SEE IT IN YOUR ROOM!

Concrete Fuse 59.2x59.2 cm ret. Natural PT68R



Wall:
Concrete Blend 22.05x88.8 cm ret. Semi-Polished CT56PC2
Floor:
Concrete Blend 59.2x59.2 cm ret. Semi-Polished PT66P



Concrete Join 59.2x59.2 cm ret. Semi-Polished Shine PT69SPB



Left Wall:
Concrete Join 22.05x88.8 cm ret. Semi-Polished CT59PC2

Right Wall:
Concrete Mass 22.05x88.8 cm ret. Semi-Polished CT57PC2

Floor:
Decor Shadow Concrete 59.2x59.2 cm ret. Semi-Polished PT65P




Concrete Blend 59.2x59.2 cm ret. Natural PT66R



CONCRETE




BLEND
44.3x88.8 cm ret. CT56R | GD19 CT56P | GD20



MASS
44.3x88.8 cm ret. CT57R | GD19 CT57P | GD20



BLEND
22.05x88.8 cm ret. CT56RC2 | GD19 CT56PC2 | GD20



MASS
22.05x88.8 cm ret. CT57RC2 | GD19 CT57PC2 | GD20



BLEND
29.5x59.2 cm ret. PT66RC | GD13 PT66PC | GD17




MASS
29.5x59.2 cm ret. PT67RC | GD13 PT67PC | GD17




BLEND
59.2x59.2 cm ret. PT66R | GD16 PT66P | GD19 PT66SPB | GD22



MASS
59.2x59.2 cm ret. PT67R | GD16 PT67P | GD19 PT67SPB | GD22



MOSAIC CONCRETE BLEND
(4.7X4.7 CM) (PIECE) DC110 | GJ35



MOSAIC MERGE CONCRETE
(2.5X2.5 CM) (PIECE) DC107^(A) | GJ46





DECOR SHADOW m²
59.2x59.2 cm ret. PT65R | GD17 PT65P | GD20



MOSAIC CONCRETE MASS
(4.7X4.7 CM) (PIECE) DC111 | GJ35


^(A) Random Drawing - Desenho Aleatório - Dessin Aléatoire - Wechselndes Design - Diseño Aleatorio




FUSE
44.3x88.8 cm ret. ◆ +
CT58R | GD19 CT58P | GD20




JOIN
44.3x88.8 cm ret. ◆ +
CT59R | GD19 CT59P | GD20



FUSE
22.05x88.8 cm ret. ◆ +
CT58RC2 | GD19 CT58PC2 | GD20



JOIN
22.05x88.8 cm ret. ◆ +
CT59RC2 | GD19 CT59PC2 | GD20



FUSE
29.5x59.2 cm ret. ◆ +
PT68RC | GD13 PT68PC | GD17



JOIN
29.5x59.2 cm ret. ◆ +
PT69RC | GD13 PT69PC | GD17




FUSE
59.2x59.2 cm ret. ◆ + +
PT68R | GD16 PT68P | GD19 PT68SPB | GD22



JOIN
59.2x59.2 cm ret. ◆ + +
PT69R | GD16 PT69P | GD19 PT69SPB | GD22



MOSAIC CONCRETE FUSE
(4.7x4.7 CM) (PIECE) +
29.5x29.5x1 cm DC112 | GJ35



MOSAIC CONCRETE JOIN
(4.7x4.7 CM) (PIECE) +
29.5x29.5x1 cm DC113 | GJ35



Wall:
Concrete Blend 59.2x59.2 cm ret. Semi-Polished PT66P

Floor:
Concrete Join 59.2x59.2 cm ret. Semi-Polished PT69P

SPECIAL PIECES

Stairstep Degrau, Nez-de-Marche Stufe, Peldaño	Step Extra Fluted* Degrau Espessurado, Nez de Marche Forte Epaisseur Winkelstufe, Peldaño con Espesor	Skirting Rodapé, Plinthe Sockel, Rodapié
44.3x88.8x1 cm ret. GJ46	29.5x88.8x1 cm ret. GJ59	8x44.3x1 cm ret. GJ09
59.2x59.2x1 cm ret. GJ42	29.5x59.2x1 cm ret. GJ58	8x59.2x1 cm ret. GJ14
29.5x59.2x1 cm ret. GJ33		

PACKING AND WEIGHT

Sizes (cm) Dimensão, Format Maße, Formato	Pieces Peças, Pièces Stück, Piezas	SQM M ²	Weight Peso, Poids Gewicht, Peso	Box Caixa, Bolte Karton, Caja	SQM M ²	Weight Peso, Poids Gewicht, Peso
44.3x88.8x1 ret.	2	0.787	17.72	43	33.841	782
22.05x88.8x1 ret.	5	0.980	21.67	44	43.120	973
59.2x59.2x1 ret.	3	1.050	23.20	36	37.800	855
29.5x59.2x1 ret.	6	1.050	22.79	32	33.600	754

* Minimum of 10 pieces. Quantidade mínima de 10 peças. Quantité minimum de 10 pièces. Mindestmenge: 10 Stücke. Cantidad mínima de 10 piezas



Wall:
Plaster Grey 29.5x59.2 cm ret. R841R

Floor:
Concrete Fuse 59.2x59.2 cm ret. Natural PT68R

PLASTER

The expression of an urban and minimalistic style.


A expressão de um estilo urbano e minimalista.
 L'expression d'un style urbain et minimaliste.
 Der Ausdruck eines urbanen und minimalistischen Stils.
 La expresión de un estilo urbano y minimalista.

WHITE

GREY



 **Wall Tiles**
 Wall



30x60cm
 11.8"x23.6"

FINISH

MATTE




Wall:
Plaster White 29.5x59.2 cm ret. R840R
Floor:
Concrete Join 59.2x59.2 cm ret. Natural PT69R



WHITE
29.5x59.2 cm ret.
30x60 cm
R840R | GB03
R840 | GA12



DECOR GLITTER WHITE (PIECE)
29.5x59.2 cm ret.
30x60 cm
D900R | GJ37
D900 | GJ36




MOSAIC GLITTER PLASTER WHITE (2.5X2.5 cm) (PIECE)
29.5x29.5x0.85 cm
DC731^{MA} | GJ28



GREY
29.5x59.2 cm ret.
30x60 cm
R841R | GB03
R841 | GA12



DECOR GLITTER GREY (PIECE)
29.5x59.2 cm ret.
30x60 cm
D901R | GJ37
D901 | GJ36



MOSAIC GLITTER PLASTER GREY (2.5X2.5 cm) (PIECE)
29.5x29.5x0.85 cm
DC733^{MA} | GJ28



Mosaic Glitter Plaster White 29.5x29.5 cm DC731

SPECIAL PIECES



Profile
Perfil . Profil
Maße . Formato
2x59.2x0.85 cm ret. | GJ44
2x29.5x0.85 cm ret. | GJ35

PACKING AND WEIGHT

Sizes (cm) Dimensão . Format Maße . Formato	Pieces Peças . Pièces Stück . Piezas	SQM M ²	Weight Peso . Poids Gewicht . Peso	Box Caixa . Boite Karton . Caja	SQM M ²	Weight Peso . Poids Gewicht . Peso
29.5x59.2x0.85 ret.	8	1.400	19.81	32	44.800	654
30x60x0.85	8	1.460	20.63	32	46.720	680



STUDIO

Modern and welcoming spaces.


Espaços modernos e acolhedores.
 Espaces modernes et accueillants.
 Moderne und gemütliche Räume.
 Espacios modernos y acogedores.

WHITE

BEIGE


GREY


ANTHRACITE




 **Porcelain Tiles**
Wall & Floor

 **Wall Tiles**
Wall

 **Glazed Floor Tiles**
Wall & Floor



60x60cm
23.6"x23.6"




30x60cm
11.8"x23.6"



27x42cm
10.6"x16.5"



20x40cm
7.9"x15.7"



45x45cm
17.7"x17.7"



20x20cm
7.9"x7.9"

FINISHES

NATURAL
(Porcelain Tiles)
R9

MATTE
(Floor Tiles)
R10
A

MATTE
(Wall Tiles)



SEE IT IN YOUR ROOM!


Wall:
 Studio Beige 30x60 cm R3772
 Decor Talisman Studio 30x60 cm R3819

Floor:
 Studio Beige 45x45 cm C461




Wall:
Studio Anthracite 30x60 cm R3774
Decor Geo Studio 30x60 cm R3775

Floor:
Studio Grey 45x45 cm C462



Wall:
 Studio Grey 30x60 cm R3773
 Decor Geo Studio 30x60 cm R3775
 Floor:
 Studio Anthracite 60x60 cm P6154



WHITE
 60x60 cm
 P6151 | GC05



BEIGE
 60x60 cm
 P6152 | GC05

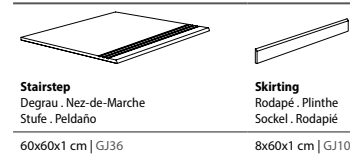


GREY
 60x60 cm
 P6153 | GC05



ANTHRACITE
 60x60 cm
 P6154 | GC05

SPECIAL PIECES



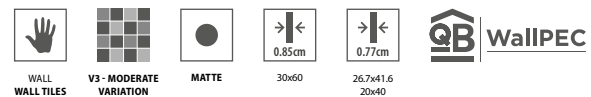
Stairstep
 Degrau . Nez-de-Marche
 Stufe . Peldaño
 60x60x1 cm | GJ36

Skirting
 Rodapé . Plinthe
 Sockel . Rodapié
 8x60x1 cm | GJ10

PACKING AND WEIGHT

Size (cm) Dimensão . Format Maße . Formato	Pieces Peças . Pièces Stück . Piezas	SQM M ²	Weight Peso . Poids Gewicht . Peso	Box Caixa . Boite Karton . Caja	SQM M ²	Weight Peso . Poids Gewicht . Peso
60x60x1	3	1.080	23.78	36	38.880	876

STUDIO



WHITE
30x60 cm
R3771 | GA12



WHITE
26.7x41.6 cm
R2745 | GA06



WHITE
20x40 cm
R2425 | GA06




PRÉ-CORTE WHITE m²
20x40 cm
R2431 | GA10




BEIGE
30x60 cm
R3772 | GA12




BEIGE
26.7x41.6 cm
R2746 | GA06



BEIGE
20x40 cm
R2426 | GA06



PRÉ-CORTE BEIGE m²
20x40 cm
R2432 | GA10




GREY
30x60 cm
R3773 | GA12




GREY
26.7x41.6 cm
R2747 | GA06



GREY
20x40 cm
R2427 | GA06



PRÉ-CORTE GREY m²
20x40 cm
R2433 | GA10




ANTHRACITE
30x60 cm
R3774 | GA12



ANTHRACITE
26.7x41.6 cm
R2748 | GA06



ANTHRACITE
20x40 cm
R2428 | GA06



PRÉ-CORTE ANTHRACITE m²
20x40 cm
R2434 | GA10



DECOR GEO m²
30x60 cm
R3775^(A) | GA13



DECOR GEO m²
26.7x41.6 cm
R2749^(A) | GA07



DECOR GEO m²
20x40 cm
R2429^(A) | GA07



DECOR TALISMAN m²
30x60 cm
R3819 | GA13

PACKING AND WEIGHT

Sizes (cm) Dimensão . Format Maße . Formato	Pieces Peças . Pièces Stück . Piezas	SQM M ²	Weight Peso . Poids Gewicht . Peso	Box Caixa . Boite Karton . Caja	SQM M ²	Weight Peso . Poids Gewicht . Peso
30x60x0.85	8	1.460	20.63	32	46.720	680
26.7x41.6x0.77	9	1.000	13.13	78	78.000	1044
20x40x0.77	15	1.200	15.70	64	76.800	1018




Wall:
Decor Geo Studio 26.7x41.6 cm R2749

Floor:
Studio White 45x45 cm C460



Wall:
Studio Anthracite 30x60 cm R3774
Decor Geo Studio 30x60 cm R3775

Floor:
Studio Grey 45x45 cm C462



SPECIAL PIECES

Stairstep Degrau, Nez-de-Marche Stufe, Peldaño	Skirting Rodapé, Plinthe Sockel, Rodapié
45x45x0.85 cm GJ21	8x45x0.85 cm GJ03 8x20x0.85 cm GJ01

PACKING AND WEIGHT

Sizes (cm) Dimensão, Format Maße, Formato	Pieces Peças, Pièces Stück, Piezas	SQM M²	Weight Peso, Poids Gewicht, Peso	Box Caixa, Bolte Karton, Caja	SQM M²	Weight Peso, Poids Gewicht, Peso
45x45x0.85	5	1.010	18.23	36	36.360	671
20x20x0.85	20	0.800	14.44	72	57.600	1060



Studio Grey 20x20 cm PH62



ALPE

Modern spaces with personality.

Ambientes modernos repletos de personalidade.
 Environnements modernes avec du caractère.
 Moderne Umgebung voller Persönlichkeit.
 Ambientes modernos llenos de personalidad.

WHITE

GREY


ANTHRACITE



Wall Tiles
Wall



Glazed Floor Tiles
Wall & Floor



30x60cm
11.8"x23.6"



27x42cm
10.6"x16.5"



45x45cm
17.7"x17.7"

FINISHES

MATTE
(Wall Tiles)

MATTE
(Floor Tiles)
R9
A
Class 1



SEE IT IN YOUR ROOM!

Right Wall:
Alpe White 26.7x41.6 cm 3156
Alpe Anthracite 26.7x41.6 cm 3158

Left Wall:
Decor Hidra Alpe Grey 26.7x41.6 cm 3159

Floor:
Valle White 60x60 cm Natural P6039



Mosaic Alpe Grey 29.5x29.5 cm DC721



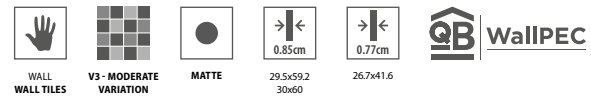
Alpe Anthracite 30x60 cm R852



Left Wall:
Alpe Grey 30x60 cm R851

Front Wall:
Alpe Anthracite 30x60 cm R852
Mosaic Mix Alpe 29.5x29.5 cm DC723

Floor:
Alpe Grey 45x45 cm C451



WHITE
29.5x59.2 cm ret.
30x60 cm

R850R | GB04
R850 | GA12



GREY
29.5x59.2 cm ret.
30x60 cm

R851R | GB04
R851 | GA12



ANTHRACITE
29.5x59.2 cm ret.
30x60 cm

R852R | GB04
R852 | GA12



PÓS-CORTE WHITE ^{m²}
30x60 cm

R862 | GA24



PÓS-CORTE GREY ^{m²}
30x60 cm

R863 | GA24



PÓS-CORTE ANTHRACITE ^{m²}
30x60 cm

R864 | GA24



WHITE
26.7x41.6 cm

3156 | GA06




GREY
26.7x41.6 cm

3157 | GA06




ANTHRACITE
26.7x41.6 cm

3158 | GA06




MOSAIC ALPE WHITE
(2.5X2.5 cm) (PIECE)
29.5x29.5x0.77 cm

DC720 | GJ26




MOSAIC ALPE GREY
(2.5X2.5 cm) (PIECE)
29.5x29.5x0.77 cm

DC721 | GJ26



MOSAIC ALPE ANTHRACITE
(2.5X2.5 cm) (PIECE)
29.5x29.5x0.77 cm

DC722 | GJ26



MOSAIC MIX ALPE
(2.5X2.5 cm) (PIECE)
29.5x29.5x0.77 cm

DC723^(A) | GJ26




DECOR HIDRA ALPE GREY ^{m²}
29.5x59.2 cm ret.
30x60 cm

R858R^(A) | GB05
R858^(A) | GA13



DECOR HIDRA ALPE GREY ^{m²}
26.7x41.6 cm

3159^(A) | GA07



MOSAIC HIDRA ALPE GREY
(2.5X2.5 cm) (PIECE)
29.5x29.5x0.77 cm

DC724^(A) | GJ28



FAIXA HIDRA ALPE GREY (PIECE)
7.2x59.2x0.85 cm
7.2x60x0.85 cm

F874R^(A) | GJ10
F874^(A) | GJ09



FAIXA HIDRA ALPE GREY (PIECE)
6.3x41.6x0.77 cm

F2742^(A) | GJ06



Decor Hidra Alpe Grey 26.7x41.6 cm 3159

^(A) Random Drawing - Desenho Aleatório - Dessin Aléatoire - Wechselndes Design - Diseño Aleatorio - 12 DIFFERENT PIECES

SPECIAL PIECES



Profile
Perfil . Profil
Profil . Perfil

2x59.2x0.85 cm ret. | GJ44
2x29.5x0.85 cm ret. | GJ35

PACKING AND WEIGHT

Sizes (cm) Dimensão . Format Maße . Formato	Pieces Peças . Pièces Stück . Piezas	SQM M²	Weight Peso . Poids Gewicht . Peso	Box Caixa . Bolte Karton . Caja	SQM M²	Weight Peso . Poids Gewicht . Peso
29.5x59.2x0.85 ret.	8	1.400	19.81	32	44.800	654
30x60x0.85	8	1.460	20.63	32	46.720	680
26.7x41.6x0.77	9	1.000	13.13	78	78.000	1044



ALPE



WHITE
45x45 cm

□
C450 | G108



GREY
45x45 cm

□
C451 | G108



ANTHRACITE
45x45 cm

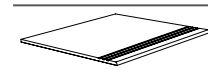
□
C452 | G108



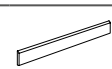
Alpe Grey 45x45 cm C451

Alpe Anthracite 45x45 cm C452

SPECIAL PIECES



Stairstep
Degrau . Nez-de-Marche
Stufe . Peldaño
45x45x0.85 cm | GJ21



Skirting
Rodapé . Plinthe
Sockel . Rodapié
8x45x0.85 cm | GJ03

PACKING AND WEIGHT



Sizes (cm)
Dimensão . Format
Maße . Formato
45x45x0.85



Pieces
Peças . Pièces
Stück . Piezas
5



SQM
M²
1.010



Weight
Peso . Poids
Gewicht . Peso
18.23



Box
Caixa . Boite
Karton . Caja
36



SQM
M²
36.360



Weight
Peso . Poids
Gewicht . Peso
671



AVENUE

The softness of cement with a worn touch recreating an authentic space.

A suavidade do cimento com um toque desgastado recria espaços autênticos.

La douceur du ciment patiné recrée des espaces authentiques.

Die Oberflächenglätte des Zements mit einem abgenutzten Touch schafft authentische Räume.

La suavidad del cemento con un toque desgastado recrea espacios auténticos.


SAND


TAUPE

GREY

ANTHRACITE



 **Porcelain Tiles**
Wall & Floor



60x60cm
23.6"x23.6"

FINISH

NATURAL
R9
Class 1



SEE IT IN YOUR ROOM!

Avenue Grey 59.2x59.2 cm ret. P6066R

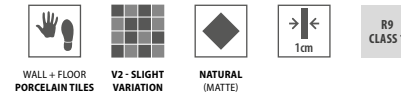
AVENUE



Avenue Sand 59.2x59.2 cm ret. P6065R



Avenue Anthracite 59.2x59.2 cm ret. P6068R



Avenue Taupe 59.2x59.2 cm ret. P6067R



SAND
59.2X59.2 cm ret.
60X60 cm
P6065R | GD09
P6065 | GC10



TAUPE
59.2X59.2 cm ret.
60X60 cm
P6067R | GD09
P6067 | GC10



GREY
59.2X59.2 cm ret.
60X60 cm
P6066R | GD09
P6066 | GC10



ANTHRACITE
59.2X59.2 cm ret.
60X60 cm
P6068R | GD09
P6068 | GC10

SPECIAL PIECES

Stairstep Degrau . Nez-de-Marche Stufe . Peldaño	Step Extra Fluted* Degrau Espessurado. Nez de Marche Forte Epaisseur Winkelstufe . Peldaño con Espesor	Skirting Rodapé . Plinthe Sockel . Rodapié
59.2x59.2x1 cm ret. GJ42	29.5x59.2x1 cm ret. GJ58	8x59.2x1 cm ret. GJ14
29.5x59.2x1 cm ret. GJ33		8x60x1 cm GJ10
60x60x1 cm GJ36		
30x60x1 cm GJ28		

PACKING AND WEIGHT

Sizes (cm) Dimensão . Format Maße . Formato	Pieces Peças . Pièces Stück . Piezas	SQM M ²	Weight Peso . Poids Gewicht . Peso	Box Caixa . Bolte Karton . Caja	SQM M ²
59.2x59.2x1 ret.	3	1.050	23.20	36	37.800
60x60x1	3	1.080	23.78	36	38.880
					855
					876

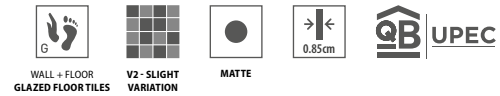
* Minimum of 10 pieces . Quantidade mínima de 10 peças . Quantité minimum de 10 pièces . Mindestmenge: 10 Stücke . Cantidad mínima de 10 piezas



KREA

**An extremely soft and subtle cement.
Maximum sophistication and elegance.**


Cimento extremamente suave e subtil. Máxima sofisticação e elegância.
Ciment extrêmement lisse et subtil. Sophistication et élégance maximales.
Extrem glatter und subtiler Zement. Maximale Raffinesse und Eleganz.
Cemento extremadamente suave y sutil. Máxima sofisticación y elegancia.



WHITE
45x45 cm C415 | G108



BEIGE
45x45 cm C416 | G108



CAMEL
45x45 cm C417 | G108



GREY
45x45 cm C418 | G108



GRAPHITE
45x45 cm C419 | G108



BLACK
45x45 cm C420 | G108

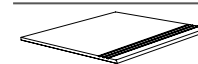


SEE IT IN YOUR ROOM!

Wall:
Mosaic Diamond Liv'in Mix 3 18x21 cm DC7003

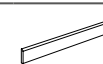
Floor:
Krea Grey 45x45 cm C418

SPECIAL PIECES



Stairstep
Degrau . Nez-de-Marche
Stufe . Peldaño

45x45x0.85 cm | GJ21



Skirting
Rodapé . Plinthe
Sockel . Rodapié

8x45x0.85 cm | GJ03

PACKING AND WEIGHT



Sizes (cm)
Dimensão . Format
Maße . Formato

45x45x0.85



Pieces
Peças . Pièces
Stück . Piezas

5



SQM
M²

1.010



Weight
Peso . Poids
Gewicht . Peso

18.23



Box
Caixa . Boite
Karton . Caja

36



SQM
M²

36.360



Weight
Peso . Poids
Gewicht . Peso


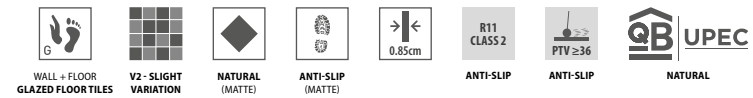
671



FOCUS

A timeless solution with an urban style.

Uma proposta intemporal num estilo urbano.
 Une proposition intemporelle dans un style urbain.
 Ein zeitloser Vorschlag im urbanen Stil.
 Una propuesta atemporal en un estilo urbano.



BEIGE
45x45 cm C400 | GI06 C404 | GI08



TAUPE
45x45 cm C401 | GI06 C405 | GI08



GREY
45x45 cm C402 | GI06 C406 | GI08



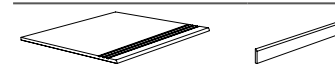
ANTHRACITE
45x45 cm C403 | GI06 C407 | GI08



SEE IT IN YOUR ROOM!

Focus Grey 45x45 cm Natural C402
Focus Anthracite 45x45 cm Anti-Slip C407

SPECIAL PIECES



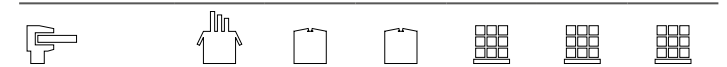
Stairstep
Degrau . Nez-de-Marche
Stufe . Peldaño

45x45x0.85 cm | GJ21

Skirting
Rodapé . Plinthe
Sockel . Rodapié

8x45x0.85 cm | GJ03

PACKING AND WEIGHT



Sizes (cm)	Pieces	SQM	Weight	Box	SQM	Weight
Dimensão . Format	Peças . Pièces	M ²	Peso . Poids	Caixa . Boite	M ²	Peso . Poids
Maße . Formato	Stück . Piezas		Gewicht . Peso	Karton . Caja		Gewicht . Peso
45x45x0.85	5	1.010	18.23	36	36.360	671



WOOD



The surface structure reproduces all the veins and nuances of wood.
 O relevo superficial replica todos os veios e nuances da madeira.
 Le relief de surface reproduit toutes les veines et nuances du bois.
 Das oberflächliche Relief reproduziert alle Adern und Nuancen des Holzes.
 El relieve superficial reproduce todos los ejes y matices de la madera.



NOGAL

Timeless elegance and sophistication.

Elegância e sofisticação intemporal.
 Éléance et sophistication intemporelles.
 Zeitlose Eleganz und Raffinesse.
 Elegante y sofisticada en el tiempo.

BLONDE GREY

TORTORA

HONEY

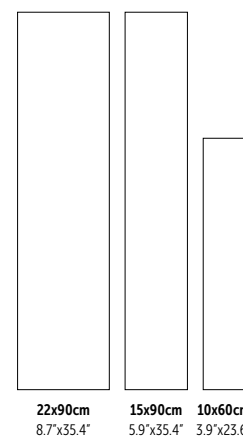
COFFEE



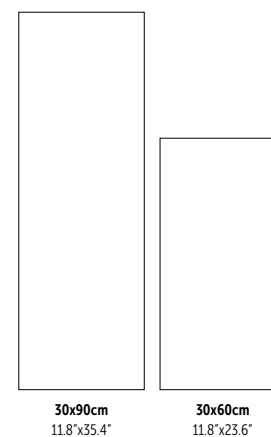
SEE IT IN YOUR ROOM!

Nogal Coffee 22.05x88.8 cm ret. Natural P9186C2
Nogal Coffee 14.5x88.8 cm ret. Natural P9186C3

Porcelain Tiles
Wall & Floor



Wall Tiles
Wall



FINISHES

NATURAL
(Porcelain Tiles)
R9
A

ANTI-SLIP
(Porcelain Tiles)
R11
A+B
Class 3
PTV ≥ 36

MATTE
(Wall Tiles)



Blocks Nogal Honey 30x90 cm ret. R3294R



Nogal Honey 10x60 cm Natural P3134C1



Wall:
Magma Grey 29.5x59.2 cm ret. R3829R
Mosaic Bar Nogal Honey 29.5x44.3 cm DC1034

Floor:
Nogal Honey 22.05x88.8 cm ret. Natural P9187C2
Nogal Honey 14.5x88.8 cm ret. Natural P9187C3

NOGAL



BLONDE GREY
22.05x88.8 cm ret.
P9184C2 | GD09 P9188C2 | GD10



TORTORA
22.05x88.8 cm ret.
P9185C2 | GD09 P9189C2 | GD10



BLONDE GREY
14.5x88.8 cm ret.
P9184C3 | GD09 P9188C3 | GD10



TORTORA
14.5x88.8 cm ret.
P9185C3 | GD09 P9189C3 | GD10



BLONDE GREY
10x60 cm
P3131C1 | GC10



TORTORA
10x60 cm
P3132C1 | GC10



MOSAIC BAR NOGAL BLONDE GREY (PIECE)
29.5x44.3x1 cm DC1031 | GJ39



MOSAIC FINELINE NOGAL BLONDE GREY (PIECE)
33x44x1 cm DC1035 | GJ39



MOSAIC BAR NOGAL TORTORA (PIECE)
29.5x44.3x1 cm DC1032 | GJ39



MOSAIC FINELINE NOGAL TORTORA (PIECE)
33x44x1 cm DC1036 | GJ39



Nogal Tortora 22.05x88.8 cm ret. Natural P9185C2
Nogal Tortora 14.5x88.8 cm ret. Natural P9185C3



Nogal Blonde Grey 10x60 cm Natural P3131C1




Wall:
Mosaic Finline Nogal Coffee 33x44 cm DC1037
Magma Sand 30x90 cm ret. R3281R
Floor:
Magma Clay 44.3x88.8 ret. Natural P9182R

- WALL + FLOOR PORCELAIN TILES
- V3 - MODERATE VARIATION
- NATURAL (MATTE)
- ANTI-SLIP (MATTE)
- 22.05x88.8 14.5x88.8
- 10x60
- R9 A
- R11 A+B CLASS 3
- PTV ≥36



HONEY
22.05x88.8 cm ret. P9187C2 | GD09 P9191C2 | GD10



COFFEE
22.05x88.8 cm ret. P9186C2 | GD09 P9190C2 | GD10



HONEY
14.5x88.8 cm ret. P9187C3 | GD09 P9191C3 | GD10




COFFEE
14.5x88.8 cm ret. P9186C3 | GD09 P9190C3 | GD10



HONEY
10x60 cm P3134C1 | GC10



COFFEE
10x60 cm P3133C1 | GC10



MOSAIC BAR NOGAL HONEY
(PIECE)
29.5x44.3x1 cm DC1034 | GJ39



MOSAIC FINELINE NOGAL HONEY
(PIECE)
33x44x1 cm DC1038 | GJ39



MOSAIC BAR NOGAL COFFEE
(PIECE)
29.5x44.3x1 cm DC1033 | GJ39



MOSAIC FINELINE NOGAL COFFEE
(PIECE)
33x44x1 cm DC1037 | GJ39

SPECIAL PIECES

Step Extra Fluted* Degrau Espesurado. Nez de Marche Forte Épaisseur Winkelstufe . Peldaño con Espesor	Skirting Rodapé . Plinthe Sockel . Rodapié
29.5x88.8x1 cm ret. GJ59	8x44.3x1 cm ret. GJ09

PACKING & WEIGHT

Sizes (cm) Dimensão . Format Maße . Formato	Pieces Peças . Pièces Stück . Piezas	SQM M ²	Weight Peso . Poids Gewicht . Peso	Box Caixa . Boite Karton . Caja	SQM M ²	Weight Peso . Poids Gewicht . Peso
22.05x88.8x1 ret.	5	0.980	21.67	44	43.120	973
14.5x88.8x1 ret.	7	0.900	20.07	45	40.500	923
10x60x0.85	21	1.260	22.83	40	50.400	933

* Minimum of 10 pieces . Quantidade mínima de 10 peças . Quantité minimum de 10 pièces . Mindestmenge: 10 Stücke . Cantidad mínima de 10 piezas



Mosaic Bar Nogal Honey 29.5x44.3 cm DC1034




Wall:
Blocks Nogal Honey 30x90 cm ret. R3294R
Magma Light Grey 30x90 cm ret. R3282R

Floor:
Nogal Honey 22.05x88.8 cm ret. Natural P9187C2
Nogal Honey 14.5x88.8 cm ret. Natural P9187C3
Magma Light Grey 44.3x88.8 ret. Natural P9181R



NOGAL




BLOCKS BLONDE GREY m²
 30x90 cm ret.

R3291R | GB14



BLOCKS TORTORA m²
 30x90 cm ret.

R3292R | GB14




BLOCKS BLONDE GREY m²
 29.5x59.2 cm ret.
 30x60 cm

R3841R | GB08
 R3841 | GA17




BLOCKS TORTORA m²
 29.5x59.2 cm ret.
 30x60 cm

R3842R | GB08
 R3842 | GA17




BLOCKS HONEY m²
 30x90 cm ret.

R3294R | GB14



BLOCKS COFFEE m²
 30x90 cm ret.

R3293R | GB14



BLOCKS HONEY m²
 29.5x59.2 cm ret.
 30x60 cm

R3844R | GB08
 R3844 | GA17



BLOCKS COFFEE m²
 29.5x59.2 cm ret.
 30x60 cm

R3843R | GB08
 R3843 | GA17

PACKING & WEIGHT

Dimensions (cm) Dimensão, Format Maße, Formato	Pieces Peças, Pièces Stück, Piezas	SQM M ²	Weight Peso, Poids Gewicht, Peso	Box Caixa, Boite Karton, Caja	SQM M ²	Weight Peso, Poids Gewicht, Peso
30x90x1.17 ret.	4	1.080	21.32	40	43.200	872
29.5x59.2x0.85 ret.	8	1.400	19.81	32	44.800	654
30x60x0.85	8	1.460	20.63	32	46.720	680



The surface structure reproduces all the veins and nuances of wood.
 O relevo superficial replica todos os veios e nuances da madeira.
 Le relief de surface reproduit toutes les veines et nuances du bois.
 Das oberflächliche Relief reproduziert alle Adern und Nuancen des Holzes.
 El relieve superficial reproduce todos los ejes y matices de la madera.



SEE IT IN YOUR ROOM!

Oslo Vanilla 22.05x88.8 cm rel. Natural P9128C2
 Oslo Vanilla 14.5x88.8 cm rel. Natural P9128C3



Welcoming space with a scandinavian touch.

Espaços acolhedores com um toque escandinavo.
 Des espaces confortables avec une touche scandinave.
 Gemütliche Räume mit skandinavischem Touch.
 Espacios acogedores con un toque escandinavo.

VANILLA


ALMOND

ASH




Porcelain Tiles
Wall & Floor

Wall Tiles
Wall



22x90cm 8.7'x35.4"
15x90cm 5.9'x35.4"



30x90cm 11.8'x35.4"

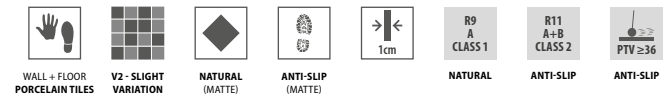
FINISHES

NATURAL
(Porcelain Tiles)
R9
A
Class 1

ANTI-SLIP
(Porcelain Tiles)
R11
A+B
Class 2
PTV \geq 36

MATTE
(Wall Tiles)





VANILLA
22.05x88.8 cm ret. P9128C2 | GD08 P9125C2 | GD09



VANILLA
14.5x88.8 cm ret. P9128C3 | GD08 P9125C3 | GD09



MOSAIC RUBIC OSLO
VANILLA (PIECE) DC1015 | GJ37



ALMOND
22.05x88.8 cm ret. P9123C2 | GD08 P9126C2 | GD09



ALMOND
14.5x88.8 cm ret. P9123C3 | GD08 P9126C3 | GD09



MOSAIC RUBIC OSLO
ALMOND (PIECE) DC1016 | GJ37



Mosaic Rubic Oslo Vanilla 27.1x29.5 cm Natural DC1015



ASH
22.05x88.8 cm ret. P9124C2 | GD08 P9127C2 | GD09

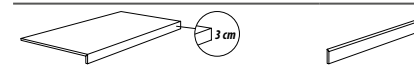


ASH
14.5x88.8 cm ret. P9124C3 | GD08 P9127C3 | GD09



MOSAIC RUBIC OSLO
ASH (PIECE) DC1017 | GJ37

SPECIAL PIECES



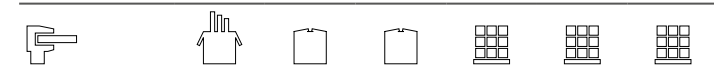
Step Extra Fluted*
Degrau Espessurado . Nez de Marche Forte Épaisseur
Winkelstufe . Peldaño con Espesor

29.5x88.8x1 cm ret. | GJ59

Skirting
Rodapé . Plinthe
Sockel . Rodapié

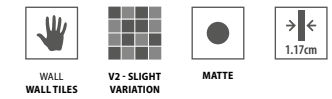
8x44.3x1 cm ret. | GJ09

PACKAGING



Sizes (cm) Dimensão . Format Maße . Formato	Pieces Peças . Pièces Stück . Piezas	SQM M ²	Weight Peso . Poids Gewicht . Peso	Box Caixa . Bolte Karton . Caja	SQM M ²	Weight Peso . Poids Gewicht . Peso
22.05x88.8x1 ret.	5	0.980	21.67	44	43.120	973
14.5x88.8x1 ret.	7	0.900	20.07	45	40.500	923


* Minimum of 10 pieces . Quantidade mínima de 10 peças . Quantité minimum de 10 pièces . Mindestmenge: 10 Stücke . Cantidad mínima de 10 piezas



Reed Oslo Vanilla 30x90 cm ret. R3267R



REED VANILLA m^2
30x90 cm ret. R3267R | GB14



REED ALMOND m^2
30x90 cm ret. R3268R | GB14



REED ASH m^2
30x90 cm ret. R3269R | GB14

PACKAGING

Icons	Icons	Icons	Icons	Icons	Icons	Icons
Sizes (cm)	Pieces	SQM	Weight	Box	SQM	Weight
Dimensão . Format	Peças . Pièces	M ²	Peso . Poids	Caixa . Boîte	M ²	Peso . Poids
Maße . Formato	Stück . Pièces		Gewicht . Peso	Karton . Caja		Gewicht . Peso
30x90x1.17 ret.	4	1.080	21.32	40	43.200	872



Wall:
Reed Oslo Almond 30x90 cm ret. R3268R
Floor:
Flow Cement Cloud 44.3x88.8 cm ret. Natural P9171R



The surface structure reproduces all the veins and nuances of wood.
 O relevo superficial replica todos os veios e nuances da madeira.
 Le relief de surface reproduit toutes les veines et nuances du bois.
 Das oberflächliche Relief reproduziert alle Adern und Nuancen des Holzes.
 El relieve superficial reproduce todos los ejes y matices de la madera.



BIM



SEE IT IN YOUR ROOM!

Wall:
 Raku Black Lava 5.6x26.7 cm R2778C8
 Muse White 44.3x88.8 cm ret. Satin P9134R

Floor:
 Noble Camel 22.05x88.8 cm ret. Natural P9115C2
 Noble Camel 14.5x88.8 cm ret. Natural P9115C3

NOBLE

The timeless and noble beauty of oak.

A beleza intemporal e nobre do carvalho.
 La beauté intemporelle et noble du chêne.
 Die zeitlose und edle Schönheit der Eiche.
 La belleza atemporal y noble del roble.

RAFFIA


CAMEL

TORTORA

BRUME



Porcelain Tiles
 Wall & Floor



FINISHES

NATURAL
 R9
 A
 Class 1

ANTI-SLIP
 R11
 A+B
 Class 2
 PTV ≥ 36



Noble Camel 22.05x88.8 cm ret. Natural P9115C2
 Noble Camel 14.5x88.8 cm ret. Natural P9115C3
 Mosaic Rubic Noble Camel 27.1x29.5 cm Natural DC1012



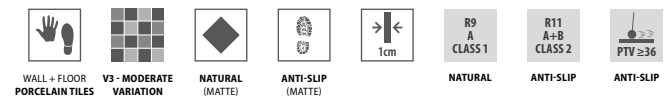
Noble Brume 22.05x88.8 cm ret. Natural P9116C2
 Noble Brume 14.5x88.8 cm ret. Natural P9116C3



Noble Raffia 22.05x88.8 cm ret. Natural P9114C2
 Noble Raffia 14.5x88.8 cm ret. Natural P9114C3



Noble Tortora 22.05x88.8 cm ret. Natural P9117C2
Noble Tortora 14.5x88.8 cm ret. Natural P9117C3



RAFFIA
22.05x88.8 cm ret. P9114C2 | GD10 P9118C2 | GD11



CAMEL
22.05x88.8 cm ret. P9115C2 | GD10 P9119C2 | GD11



RAFFIA
14.5x88.8 cm ret. P9114C3 | GD10 P9118C3 | GD11



CAMEL
14.5x88.8 cm ret. P9115C3 | GD10 P9119C3 | GD11



MOSAIC RUBIC NOBLE
RAFFIA (PIECE)
27.1x29.5x1 cm DC1011 | GJ37




MOSAIC RUBIC NOBLE
CAMEL (PIECE)
27.1x29.5x1 cm DC1012 | GJ37




TORTORA
22.05x88.8 cm ret. P9117C2 | GD10 P9121C2 | GD11



BRUME
22.05x88.8 cm ret. P9116C2 | GD10 P9120C2 | GD11



TORTORA
14.5x88.8 cm ret. P9117C3 | GD10 P9121C3 | GD11



BRUME
14.5x88.8 cm ret. P9116C3 | GD10 P9120C3 | GD11

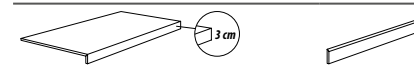


MOSAIC RUBIC NOBLE
TORTORA (PIECE)
27.1x29.5x1 cm DC1014 | GJ37



MOSAIC RUBIC NOBLE
BRUME (PIECE)
27.1x29.5x1 cm DC1013 | GJ37

SPECIAL PIECES



Step Extra Fluted*
Degrau Espessurado . Nez de Marche Forte Épaisseur
Winkelstufe . Peldaño con Espesor
29.5x88.8x1 cm ret. | GJ59

Skirting
Rodapé . Plinthe
Sockel . Rodapié
8x44.3x1 cm ret. | GJ09

PACKAGING

Sizes (cm) Dimensão . Format Maße . Formato	Pieces Peças . Pièces Stück . Piezas	SQM M ²	Weight Peso . Poids Gewicht . Peso	Box Caixa . Bolte Karton . Caja	SQM M ²	Weight Peso . Poids Gewicht . Peso
22.05x88.8x1 ret.	5	0.980	21.67	44	43.120	973
14.5x88.8x1 ret.	7	0.900	20.07	45	40.500	923

* Minimum of 10 pieces . Quantidade mínima de 10 peças . Quantité minimum de 10 pièces . Mindestmenge: 10 Stücke . Cantidad mínima de 10 piezas



SEE IT IN YOUR ROOM!

Bosco Castagno 22.05x88.8 cm ret. Natural P9082C2
 Bosco Castagno 14.5x88.8 cm ret. Natural P9082C3

BOSCO

The naturalness and authenticity of wood essence.

A naturalidade e autenticidade da essência da madeira.
 Le naturel et l'authenticité de l'essence du bois.
 Die Natürlichkeit und Authentizität die Essenz des Holzes.
 La naturalidad y la autenticidad de la esencia de la madera.

NOCE

CASTAGNO


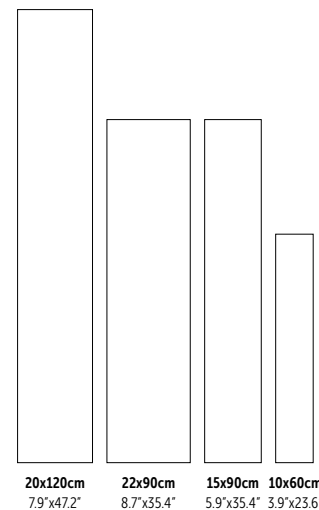
NEBBIA

GRIGIO



Porcelain Tiles
Wall & Floor

Wall Tiles
Wall



FINISHES

NATURAL
 (Porcelain Tiles - 20x120)
 R9
 A
 Class 1

ANTI-SLIP
 (Porcelain Tiles - 20x120)
 R11
 A+B+C
 Class 3
 PTV \geq 36

NATURAL
 (Porcelain Tiles)
 R10

ANTI-SLIP
 (Porcelain Tiles)
 R11
 A+B
 PTV \geq 36

MATTE
 (Wall Tiles)



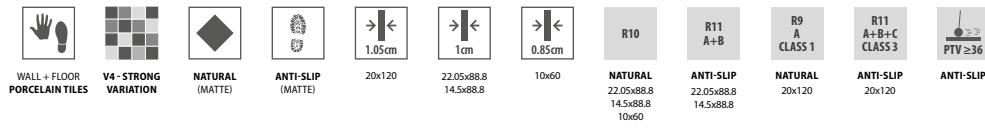
Bosco Castagno 10x60 cm Natural P3026C1



Prisma Bosco Castagno 30x90 cm ret. R3274R



Bosco Noce 22.05x88.8 cm ret. Natural P9081C2
Bosco Noce 14.5x88.8 cm ret. Natural P9081C3



NOCE
20x120 cm ret. P1001R | GD12 P1005R | GD13



NOCE
22.05x88.8 cm ret. P9081C2 | GD10 P9085C2 | GD11



NOCE
14.5x88.8 cm ret. P9081C3 | GD10 P9085C3 | GD11



NOCE
10x60 cm P3027C1 | GC10



CASTAGNO
20x120 cm ret. P1002R | GD12 P1006R | GD13



CASTAGNO
22.05x88.8 cm ret. P9082C2 | GD10 P9086C2 | GD11



CASTAGNO
14.5x88.8 cm ret. P9082C3 | GD10 P9086C3 | GD11



CASTAGNO
10x60 cm P3026C1 | GC10




MOSAIC BOSCO NOCE
(9.7X9.7 cm) (PIECE)
29.5x29.5x1 cm DC364 | GJ33



MOSAIC BOSCO NOCE
(4.7X4.7 cm) (PIECE)
29.5x29.5x1 cm DC360 | GJ33



MOSAIC BOSCO CASTAGNO
(9.7X9.7 cm) (PIECE)
29.5x29.5x1 cm DC365 | GJ33



MOSAIC BOSCO CASTAGNO
(4.7X4.7 cm) (PIECE)
29.5x29.5x1 cm DC361 | GJ33



Bosco Noce 22.05x88.8 cm ret. Anti-Slip P9085C2
Bosco Noce 14.5x88.8 cm ret. Anti-Slip P9085C3




-
-
-
-
-
-
-
-
-
-
-
-
-



NEBBIA
20x120 cm ret. P1004R | GD12 P1008R | GD13




NEBBIA
22.05x88.8 cm ret. P9084C2 | GD10 P9088C2 | GD11



NEBBIA
14.5x88.8 cm ret. P9084C3 | GD10 P9088C3 | GD11




NEBBIA
10x60 cm P3025C1 | GC10



GRIGIO
20x120 cm ret. P1003R | GD12 P1007R | GD13



GRIGIO
22.05x88.8 cm ret. P9083C2 | GD10 P9087C2 | GD11



GRIGIO
14.5x88.8 cm ret. P9083C3 | GD10 P9087C3 | GD11



GRIGIO
10x60 cm P3028C1 | GC10




MOSAIC BOSCO NEBBIA
(9.7X9.7 cm) (PIECE)
29.5x29.5x1 cm DC367 | GJ33



MOSAIC BOSCO NEBBIA
(4.7X4.7 cm) (PIECE)
29.5x29.5x1 cm DC363 | GJ33

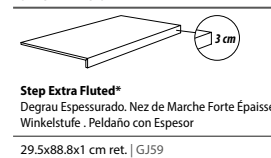


MOSAIC BOSCO GRIGIO
(9.7X9.7 cm) (PIECE)
29.5x29.5x1 cm DC366 | GJ33



MOSAIC BOSCO GRIGIO
(4.7X4.7 cm) (PIECE)
29.5x29.5x1 cm DC362 | GJ33

SPECIAL PIECES



Step Extra Fluted*
Degrau Espessurado. Nez de Marche Forte Épaisseur
Winkelstufe. Peldaño con Espesor
29.5x88.8x1 cm ret. | GJ59





Skirting
Rodapé. Plinthe
Sockel. Rodapié
8x44.3x1 cm ret. | GJ09

PACKAGING

Sizes (cm)	Pieces	SQM	Weight	Box	SQM	Weight
Dimensão . Format	Peças . Pièces	M ²	Peso. Poids	Caixa . Bolte	M ²	Peso. Poids
Maße . Formato	Stück . Piezas		Gewicht . Peso	Karton . Caja		Gewicht . Peso
20x120x1.05 ret.	6	1.440	32.00	44	63.360	1428
22.05x88.8x1 ret.	5	0.980	21.67	44	43.120	973
14.5x88.8x1 ret.	7	0.900	20.07	45	40.500	923
10x60x0.85	21	1.260	22.83	40	50.400	933


* Minimum of 10 pieces . Quantidade mínima de 10 peças . Quantité minimum de 10 pièces . Mindestmenge: 10 Stücke . Cantidad mínima de 10 piezas




PRISMA NOCE m²
30x90 cm ret. R3273R | GB14



PRISMA CASTAGNO m²
30x90 cm ret. R3274R | GB14



PRISMA NEBBIA m²
30x90 cm ret. R3276R | GB14



PRISMA GRIGIO m²
30x90 cm ret. R3275R | GB14

PACKAGING

Icons	Pieces	SQM	Weight	Box	SQM	Weight
Dimensão . Format Maße . Formato	Peças . Pièces Stück . Piezas	M ²	Peso . Poids Gewicht . Peso	Caixa . Boite Karton . Caja	M ²	Peso . Poids Gewicht . Peso
30x90x1.17 ret.	4	1.080	21.32	40	43.200	872



Wall:
Prisma Bosco Grigio 30x90 cm ret. R3275R

Floor:
Bosco Grigio 22.05x88.8 cm ret. Natural P9083C2
Bosco Grigio 14.5x88.8 cm ret. Natural P9083C3

Prisma Bosco Castagno 30x90 cm ret. R3274R
Avenue Sand 29.5x59.2 cm ret. P3045R



SEE IT IN YOUR ROOM!

Deck 14,5x88,8 cm ret. CT77C3

DECK

Extremely functional and resistant.

Extremamente funcional e resistente.
Extrêmement fonctionnel et résistant.
Äußerst funktional und beständig.
Extremadamente funcional y resistente.

DECK

DECK GREY



Porcelain Tiles
Wall & Floor



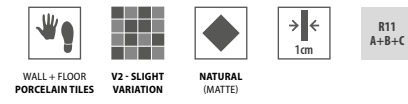
15x90cm
5'9"x35'4"

FINISH

NATURAL
R11
A+B+C



Deck Grey 14.5x88.8 cm ret. CT78C3



DECK



DECK
14.5x88.8 cm ret.

CT77C3 | GD09



DECK GREY
14.5x88.8 cm ret.

CT78C3 | GD09

PACKAGING

Icons	Pieces	SQM	Weight	Box	SQM	Weight
Dimensão . Format Maße . Formato	Peças . Pièces Stück . Piezas	M²	Peso . Poids Gewicht . Peso	Caixa . Boite Karton . Caja	M²	Peso . Poids Gewicht . Peso
14.5x88.8x1 ret.	7	0.900	20.07	45	40.500	923



Deck 14.5x88.8 cm ret. CT77C3



**MARBLE
AND STONE**




PALACE


Luxury and refinement.

Luxo e requinte.
Luxe et raffinement.
Luxus und Raffinesse.
Lujo y refinamiento.

WHITE



 **Porcelain Tiles**
Wall & Floor



45x90cm
17.7'x35.4"

 **Wall Tiles**
Wall



30x90cm
11.8'x35.4"

BIM



SEE IT IN YOUR ROOM!

Wall:
Palace White 30x90 cm ret. Glossy R3272R

Floor:
Palace White 44.3x88.8 cm ret. Polished P9162PG

FINISHES

SATIN
(Porcelain Tiles)
(Wall Tiles)

POLISHED
(Porcelain Tiles)

SHINE
(Wall Tiles)

PALACE




Palace White 44.3x88.8 cm ret. Polished P9162PG



Palace White 44.3x88.8 cm ret. Satin P9161R



WHITE
44.3x88.8 cm ret. P9161R | GD11 P9162PG | GD18



MOSAIC PALACE WHITE
(4.7X4.7 CM) (PIECE)
29.5x29.5x1 cm DC4048 | GJ32



MOSAIC OXFORD PALACE WHITE
(PIECE)
28x30x1 cm DC3401 | GJ43 DC3402 | GJ45



MOSAIC PICKET PALACE WHITE
(PIECE)
33x44x1 cm DC3901 | GJ46 DC3902 | GJ49



Wall:
Mosaic Picket Palace White 33x44 cm Polished DC3902

Floor:
Palace White 44.3x88.8 cm ret. Polished P9162PG

SPECIAL PIECES

Stairstep Degrau . Nez-de-Marche Stufe . Peldaño	Step Extra Fluted* Degrau Espessurado. Nez de Marche Forte Épaisseur Winkelstufe . Peldaño con Espesor	Skirting Rodapé . Plinthe Sockel . Rodapié
44.3x88.8x1 cm ret. GJ46	29.5x88.8x1 cm ret. GJ59	8x44.3x1 cm ret. GJ09

PACKING AND WEIGHT

Sizes (cm) Dimensão . Format Maße . Formato	Pieces Peças . Pièces Stück . Piezas	SQM M ²	Weight Peso . Poids Gewicht . Peso	Box Caixa . Bolte Karton . Caja	SQM M ²	Weight Peso . Poids Gewicht . Peso
44.3x88.8x1 ret.	2	0.787	17.72	43	33.841	782

* Minimum of 10 pieces . Quantidade mínima de 10 peças . Quantité minimum de 10 pièces . Mindestmenge: 10 Stücke . Cantidad mínima de 10 piezas




Wall:
Palace White 30x90 cm ret. Satin R3271R
Reed Oslo Vanilla 30x90 cm ret. R3267R

Floor:
Palace White 44.3x88.8 cm ret. Satin P9161R
Oslo Vanilla Natural



WHITE
 30x90 cm ret. R3271R | GB10 R3272R | GB10



MOSAIC PALACE WHITE
 (2.5X2.5 CM) (PIECE)
 29.5x29.5x1.17 cm DC2049 | GJ30 DC2048 | GJ30



MOSAIC LEAF PALACE WHITE
 (PIECE)
 34.7x37.2x1.17 cm DC3801 | GJ40 DC3802 | GJ40

SPECIAL PIECES



Profile
 Perfil . Profil
 Profil . Perfil
 2x30x1.17 cm ret. | GJ35

PACKING AND WEIGHT

Size (cm) Dimensão . Format Maße . Formato	Pieces Peças . Pièces Stück . Piezas	SQM M²	Weight Peso . Poids Gewicht . Peso	Box Caixa . Boite Karton . Caja	SQM M²	Weight Peso . Poids Gewicht . Peso
30x90x1.17 ret.	4	1.080	21.32	40	43.200	872



Mosaic Leaf Palace White 34.7x37.2 cm Satin DC3801
Palace White 30x90 cm ret. Satin R3271R



MIUSE

The minimalistic spirit of the purest and most sophisticated marbles.


O espírito minimalista dos mármore mais puros e sofisticados.
 L'esprit minimaliste des marbres les plus purs et les plus sophistiqués.
 Der minimalistische Geist der reinsten und raffiniertesten Marmore.
 El espíritu minimalista de los mármoles más puros y sofisticados.

WHITE

IVORY

GREY

COAL



BIM

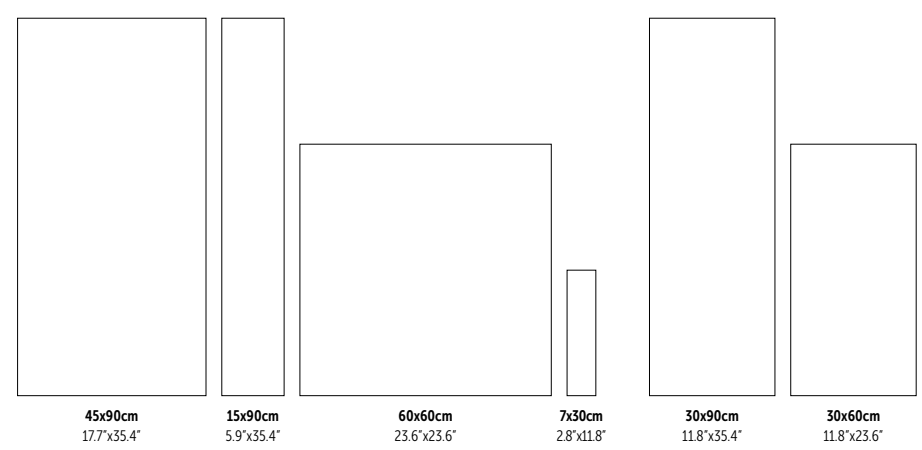


SEE IT IN YOUR ROOM!

Prisma Muse Coal 30x90 cm ret. R3238R
 Muse Coal 30x90 cm ret. R3234R

Porcelain Tiles
 Wall & Floor

Wall Tiles
 Wall



FINISHES

NATURAL
 (Porcelain Tiles)
 R10
 A+B
 Class 1
 PTV ≥36

SATIN
 (Porcelain Tiles)
 (Wall Tiles)



Wall:
Muse White 30x90 cm ret. R3231R

Floor:
Muse White 44.3x88.8 cm ret. Satin P9134R




Prisma Muse White 30x90 cm ret. R3235R



Mosaic Diamond Muse Mix 18x21 cm DC7004



WHITE
44.3x88.8 cm ret. P9130R | GD13 P9134R | GD13




IVORY
44.3x88.8 cm ret. P9131R | GD13 P9135R | GD13




WHITE
14.5x88.8 cm ret. P9130C3 | GD17 P9134C3 | GD17



IVORY
14.5x88.8 cm ret. P9131C3 | GD17 P9135C3 | GD17



WHITE
59.2x59.2 cm ret. 60x60 cm P6110R | GD11 P6114R | GD11
P6110 | GC13 P6114 | GC13



IVORY
59.2x59.2 cm ret. 60x60 cm P6111R | GD11 P6115R | GD11
P6111 | GC13 P6115 | GC13




WHITE
7.2x29.5 cm P6110C7 | GD17 P6114C7 | GD17



IVORY
7.2x29.5 cm P6111C7 | GD17 P6115C7 | GD17



MOSAIC MUSE WHITE (4.7X4.7 CM) (PIECE)
29.5x29.5x1 cm DC4021 | GJ32 DC4025 | GJ32




MOSAIC MUSE IVORY (4.7X4.7 CM) (PIECE)
29.5x29.5x1 cm DC4022 | GJ32 DC4026 | GJ32



Muse Ivory 44.3x88.8 cm ret. Satin P9135R
Muse Ivory 14.5x88.8 cm ret. Satin P9135C3



GREY
44.3x88.8 cm ret. P9132R | GD13 P9136R | GD13




COAL
44.3x88.8 cm ret. P9133R | GD13 P9137R | GD13




GREY
14.5x88.8 cm ret. P9132C3 | GD17 P9136C3 | GD17



COAL
14.5x88.8 cm ret. P9133C3 | GD17 P9137C3 | GD17



GREY
59.2x59.2 cm ret. 60x60 cm P6112R | GD11 P6116R | GD11 P6112 | GC13 P6116 | GC13



COAL
59.2x59.2 cm ret. 60x60 cm P6113R | GD11 P6117R | GD11 P6113 | GC13 P6117 | GC13




GREY
7.2x29.5 cm P6112C7 | GD17 P6116C7 | GD17



COAL
7.2x29.5 cm P6113C7 | GD17 P6117C7 | GD17



MOSAIC MUSE GREY (4.7X4.7 CM) (PIECE)
29.5x29.5x1 cm DC4023 | GJ32 DC4027 | GJ32



MOSAIC MUSE COAL (4.7X4.7 CM) (PIECE)
29.5x29.5x1 cm DC4024 | GJ32 DC4028 | GJ32

SPECIAL PIECES

Stairstep Degrau . Nez-de-Marche Stufe . Peldaño	Step Extra Fluted* Degrau Espesurado. Nez de Marche Forte Épaisseur Winkelstufe . Peldaño con Espesor	Skirting Rodapé . Plinthe Socket . Rodapié
44.3x88.8x1 cm ret. GJ46	29.5x88.8x1 cm ret. GJ59	8x44.3x1 cm ret. GJ09
59.2x59.2x1 cm ret. GJ42	29.5x59.2x1 cm ret. GJ58	8x59.2x1 cm ret. GJ14
29.5x59.2x1 cm ret. GJ33		8x60x1 cm GJ10
60x60x1 cm GJ36		
30x60x1 cm GJ28		

PACKING AND WEIGHT


Sizes (cm) Dimensão . Format Maße . Formato	Pieces Peças . Pièces Stück . Piezas	SQM M²	Weight Peso . Poids Gewicht . Peso	Box Caixa . Bolte Karton . Caja	SQM M²	Weight Peso . Poids Gewicht . Peso
44.3x88.8x1 ret.	2	0.787	17.72	43	33.841	782
14.5x88.8x1 ret.	7	0.900	20.07	45	40.500	923
59.2x59.2x1 ret.	3	1.050	23.20	36	37.800	855
60x60x1	3	1.080	23.78	36	38.880	876
7.2x29.5x1	18	0.383	8.65	98	37.534	870

Muse Grey 44.3x88.8 cm ret. Natural P9132R


* Minimum of 10 pieces . Quantidade mínima de 10 peças . Quantité minimum de 10 pièces . Mindestmenge: 10 Stücke . Cantidad mínima de 10 piezas



Muse White 44.3x88.8 cm ret. Satin P9134R
Mosaic Basket Muse White/Coal 34x34 cm DC1001



WHITE 30x90 cm ret. R3231R | GB11



IVORY 30x90 cm ret. R3232R | GB11




PRISMA WHITE m² 30x90 cm ret. R3235R | GB14




PRISMA IVORY m² 30x90 cm ret. R3236R | GB14




WHITE 29.5x59.2 cm ret. 30x60 cm R3776R | GB05 R3776 | GA13



MOSAIC MUSE WHITE (2.5X2.5 CM) (PIECE) 29.5x29.5x0.85 cm DC2026 | GJ30



IVORY 29.5x59.2 cm ret. 30x60 cm R3777R | GB05 R3777 | GA13



MOSAIC MUSE IVORY (2.5X2.5 CM) (PIECE) 29.5x29.5x0.85 cm DC2027 | GJ30



Mosaic Hexa Slim Muse Ivory 28.1x34.1 cm DC1008
Muse Ivory 29.5x59.2 cm ret. R3777R
Profile Muse Ivory 2x59.2 cm ret. PRF1006



PRISMA WHITE m² 29.5x59.2 cm ret. 30x60 cm R3781R | GB08 R3781 | GA17



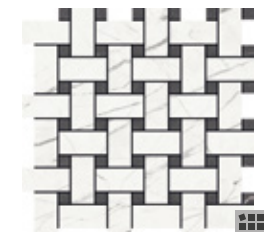
MOSAIC DIAMOND MUSE WHITE (PIECE) 18x21x0.85 cm DC7005 | GJ19



PRISMA IVORY m² 29.5x59.2 cm ret. 30x60 cm R3782R | GB08 R3782 | GA17




MOSAIC DIAMOND MUSE IVORY (PIECE) 18x21x0.85 cm DC7006 | GJ19



MOSAIC BASKET MUSE WHITE/COAL (PIECE) 34x34x0.85 cm DC1001 | GJ39



MOSAIC HEXA SLIM MUSE WHITE (PIECE) 28.1x34.1x0.85 cm DC1007 | GJ39



MOSAIC BASKET MUSE IVORY/GREY (PIECE) 34x34x0.85 cm DC1002 | GJ39



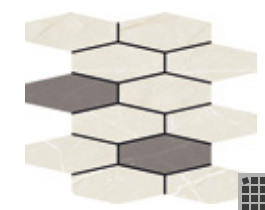
MOSAIC HEXA SLIM MUSE IVORY (PIECE) 28.1x34.1x0.85 cm DC1008 | GJ39




MOSAIC HEXA SLIM MUSE WHITE/COAL (PIECE) 28.1x34.1x0.85 cm DC1005 | GJ39




MOSAIC DIAMOND MUSE MIX (PIECE) 18x21x0.85 cm DC7004 | GJ19




MOSAIC HEXA SLIM MUSE IVORY/GREY (PIECE) 28.1x34.1x0.85 cm DC1006 | GJ39




GREY
30x90 cm ret. R3233R | GB11




COAL
30x90 cm ret. R3234R | GB11




PRISMA GREY ^{m²}
30x90 cm ret. R3237R | GB14



PRISMA COAL ^{m²}
30x90 cm ret. R3238R | GB14




GREY
29.5x59.2 cm ret. 30x60 cm R3778R | GB05 R3778 | GA13




MOSAIC MUSE GREY (2.5X2.5 CM) (PIECE)
29.5x29.5x0.85 cm DC2028 | GJ30



COAL
29.5x59.2 cm ret. 30x60 cm R3779R | GB05 R3779 | GA13




MOSAIC MUSE COAL (2.5X2.5 CM) (PIECE)
29.5x29.5x0.85 cm DC2029 | GJ30



PRISMA GREY ^{m²}
29.5x59.2 cm ret. 30x60 cm R3783R | GB08 R3783 | GA17




MOSAIC DIAMOND MUSE GREY (PIECE)
18x21x0.85 cm DC7007 | GJ19




PRISMA COAL ^{m²}
29.5x59.2 cm ret. 30x60 cm R3784R | GB08 R3784 | GA17



MOSAIC DIAMOND MUSE COAL (PIECE)
18x21x0.85 cm DC7008 | GJ19



MOSAIC BASKET MUSE GREY/IVORY (PIECE)
34x34x0.85 cm DC1004 | GJ39



MOSAIC HEXA SLIM MUSE GREY (PIECE)
28.1x34.1x0.85 cm DC1009 | GJ39



MOSAIC BASKET MUSE COAL/WHITE (PIECE)
34x34x0.85 cm DC1003 | GJ39



MOSAIC HEXA SLIM MUSE COAL (PIECE)
28.1x34.1x0.85 cm DC1010 | GJ39

SPECIAL PIECES



Profile

Perfil . Profil

Profil . Perfil

2x30x1.17 cm ret. | GJ35

2x59.2x0.85 cm ret. | GJ44

2x29.5x0.85 cm ret. | GJ35

PACKING AND WEIGHT



Sizes (cm)

Dimensão . Format

Maße . Formato

30x90x1.17 ret.

29.5x59.2x0.85 ret.

30x60x0.85



Pieces

Peças . Pièces

Stück . Piezas

4

8

8



SQM

M²

1.080

1.400

1.460



Weight

Peso . Poids

Gewicht . Peso

21.32

19.81

20.63



Box

Caixa . Boite

Karton . Caja

40

32

32



SQM

M²

43.200

44.800

46.720



Weight

Peso . Poids

Gewicht . Peso

872

654

680

Wall:
Prisma Muse Grey 29.5x59.2 cm ret. R3783R
Muse Grey 29.5x59.2 cm ret. R3778R

Floor:
Muse Coal 59.2x59.2 cm ret. Satin P6117R



INATURA KALACATA

Refinement and sophistication of a natural calacatta marble.

Requinte e sofisticação do mármore calacatta natural.
 Raffinement et sophistication du marbre naturel de calacatta.
 Raffinesse und Eleganz von natürlichem Kalacatta-Marmor.
 Refinamiento y sofisticación del mármol calacatta natural.

KALACATA


KALACATA GREY




Porcelain Tiles
Wall & Floor

Wall Tiles
Wall

Glazed Floor Tiles
Wall & Floor



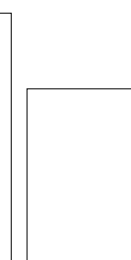
60x60cm
23.6"x23.6"




30x90cm
11.8"x35.4"



30x60cm
11.8"x23.6"



27x42cm
10.6"x16.5"



45x45cm
17.7"x17.7"

FINISHES

NATURAL
(Porcelain Tiles)
R10
Class 2

SEMI-POLISHED SHINE
(Porcelain Tiles)

MATTE
(Floor Tiles)

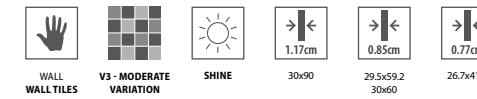
SHINE
(Wall Tiles)



SEE IT IN YOUR ROOM!

Wall:
Natura Kalacata Grey 30x90 cm ret. R907R

Floor:
Natura Kalacata Grey 59.2x59.2 cm ret. Semi-Polished Shine PT144SPB



KALACATA
30x90 cm ret.

R902R | GB10



KALACATA GREY
30x90 cm ret.

R907R | GB10



DECOR KALACATA LINE m²
30x90 cm ret.

R906R^(A) | GB10



KALACATA GREY
29.5x59.2 cm ret.
30x60 cm

R819R | GB02
R819 | GA10



KALACATA
29.5x59.2 cm ret.
30x60 cm

R820R | GB02
R820 | GA10




KALACATA GREY
26.7x41.6 cm

3165 | GA08



DECOR KALACATA LINE m²
29.5x59.2 cm ret.

R823R^(A) | GB08




MOSAIC NATURA KALACATA GREY
(1.81X1.81 CM) (PIECE)
30x30x1.17 cm

DC906 | GJ39



KALACATA
26.7x41.6 cm

3160 | GA08

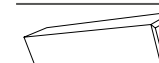


MOSAIC NATURA KALACATA
(1.81X1.81 CM) (PIECE)
30x30x1.17 cm

DC900 | GJ39

^(A) Random Drawing . Desenho Aleatório . Dessin Aléatoire . Wechselndes Design . Diseño Aleatorio

SPECIAL PIECES



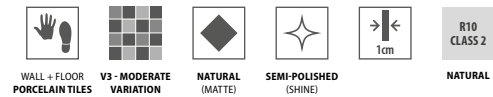
Profile
Perfil . Profil
Profil . Perfil

2x30x1.17 cm ret. | GJ35
2x59.2x0.85 cm ret. | GJ44
2x29.5x0.85 cm ret. | GJ35

PACKING AND WEIGHT

Sizes (cm) Dimensão . Format Maße . Formato	Pieces Peças . Pièces Stück . Piezas	SQM M²	Weight Peso . Poids Gewicht . Peso	Box Caixa . Boite Karton . Caja	SQM M²	Weight Peso . Poids Gewicht . Peso
30x90x1.17 ret.	4	1.080	21.32	40	43.200	872
29.5x59.2x0.85 ret.	8	1.400	19.81	32	44.800	654
30x60x0.85	8	1.460	20.63	32	46.720	680
26.7x41.6x0.77	9	1.000	13.13	78	78.000	1044



Natura KALACATA



KALACATA
59.2x59.2 cm ret.
PT140R | GD07 PT140SPB | GD13



KALACATA GREY
59.2x59.2 cm ret.
PT144R | GD07 PT144SPB | GD13



KALACATA
45x45 cm
C430 | GI10



KALACATA GREY
45x45 cm
C431 | GI10

SPECIAL PIECES

Stairstep Degrau . Nez-de-Marche Stufe . Peldaño	Step Extra Fluted* Degrau Espessurado. Nez de Marche Forte Epaisseur Winkelstufe . Peldaño con Espesor	Skirting Rodapé . Plinthe Sockel . Rodapié
59.2x59.2x1 cm ret. GJ42	29.5x59.2x1 cm ret. GJ58	8x59.2x1 cm ret. GJ14
45x45x0.85 cm GJ21		8x45x0.85 cm GJ03

PACKING AND WEIGHT

Sizes (cm) Dimensão . Format Maße . Formato	Pieces Peças . Pièces Stück . Piezas	SQM M ²	Weight Peso . Poids Gewicht . Peso	Box Caixa . Bolte Karton . Caja	SQM M ²	Weight Peso . Poids Gewicht . Peso
59.2x59.2x1 ret.	3	1.050	23.20	36	37.800	855
45x45x0.85	5	1.010	18.23	36	36.360	671

* Minimum of 10 pieces . Quantidade mínima de 10 peças . Quantité minimum de 10 pièces . Mindestmenge: 10 Stücke . Cantidad mínima de 10 piezas



Natura Kalacata 59.2x59.2 cm ret. Semi-Polished Shine PT140SPB



PURE TRAVERTINE

Modern visual effect in a timeless product.

Visual moderno num material intemporal.
 Vision moderne d'un matériau intemporel.
 Moderner Look in zeitlosem Material.
 Aspecto moderno en un material atemporal.

IVORY

BEIGE

GREY



BIM




SEE IT IN YOUR ROOM!

Wall:
 Groove Pure Travertine Ivory 30x90 cm ret. Matte R3264R
 Pure Travertine Ivory 30x90 cm ret. Matte R3255R

Floor:
 Pure Travertine Ivory 44.3x88.8 cm ret. Natural P9155R

Porcelain Tiles
 Wall & Floor

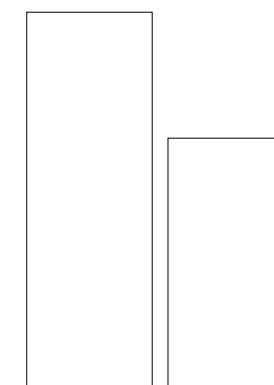


45x90cm
17.7'x35.4"

60x60cm
23.6'x23.6"

30x60cm
11.8'x23.6"

Wall Tiles
 Wall



30x90cm
11.8'x35.4"

30x60cm
11.8'x23.6"

FINISHES

NATURAL
 (Porcelain Tiles)
 R9 / A+B
 Class 2 / PTV ≥36

ANTI-SLIP
 (Porcelain Tiles)
 R11 / A+B+C
 Class 3 / PTV ≥36

POLISHED
 (Porcelain Tiles)

MATTE / SHINE
 (Wall Tiles)

PURE TRAVERTINE

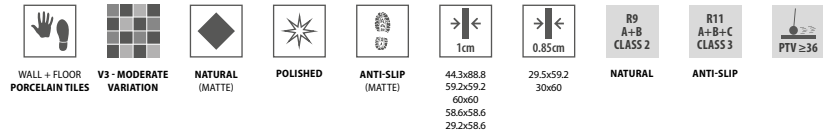


Groove Pure Travertine Ivory 30x90 cm ret. Matte R3264R



Pure Travertine Ivory 44.3x88.8 cm ret. Natural P9155R
Mosaic Half Hexa Pure Travertine Ivory 29.2x35.1 cm Matte DC3504

PURE TRAVERTINE



IVORY
44.3x88.8 cm ret.
P9155R | GD11 P9158PG | GD18



BEIGE
44.3x88.8 cm ret.
P9156R | GD11 P9159PG | GD18



IVORY
58.6x58.6 cm ret.
59.2x59.2 cm ret.
60x60 cm
P6155R | GD09 P6164R | GD10
P6155 | GC10 P6164 | GC12
P6167PG | GD19




BEIGE
58.6x58.6 cm ret.
59.2x59.2 cm ret.
60x60 cm
P6156R | GD09 P6165R | GD10
P6156 | GC10 P6165 | GC12
P6168PG | GD19




IVORY
29.2x58.6 cm ret.
29.5x59.2 cm ret.
30x60 cm
P3111R | GD06
P3111 | GC06
P6167PGC | GD19



BEIGE
29.2x58.6 cm ret.
29.5x59.2 cm ret.
30x60 cm
P3112R | GD06
P3112 | GC06
P6168PGC | GD19



MOSAIC PURE TRAVERTINE IVORY
(4.7X4.7 CM) (PIECE)
29.5x29.5x0.85 cm DC4045 | GJ32



MOSAIC PURE TRAVERTINE BEIGE
(4.7X4.7 CM) (PIECE)
29.5x29.5x0.85 cm DC4046 | GJ32



Pure Travertine Beige 59.2x59.2 cm ret. Anti-Slip P6165R



Wall:
Pure Travertine Grey 30x90 cm ret. Glossy R3263R
Mosaic Pure Travertine Grey 29.5x29.5 cm Glossy DC2047

Floor:
Pure Travertine Grey 44.3x88.8 cm ret. Polished P9160PG

- WALL + FLOOR
PORCELAIN TILES
- V3 - MODERATE VARIATION
- NATURAL (MATTE)
- POLISHED
- ANTI-SLIP (MATTE)
- 1cm
- 0.85cm
- R9 A+B CLASS 2
- R11 A+B+C CLASS 3
- PTV ≥36


PURE TRAVERTINE



GREY
 44.3x88.8 cm ret. P9157R | GD11 P9160PG | GD18



GREY
 58.6x58.6 cm ret. P6157R | GD09 P6166R | GD10 P6169PG | GD19
 59.2x59.2 cm ret. P6157 | GC10 P6166 | GC12
 60x60 cm



GREY
 29.2x58.6 cm ret. P6169PGC | GD19
 29.5x59.2 cm ret. P3113R | GD06
 30x60 cm P3113 | GC06



MOSAIC PURE TRAVERTINE GREY
 (4.7X4.7 CM) (PIECE)
 29.5x29.5x0.85 cm DC4047 | GJ32



Pure Travertine Grey 58.6x58.6 cm ret. Polished P6169PG

SPECIAL PIECES

Stairstep Degrau . Nez-de-Marche Stufe . Peldaño	Step Extra Fluted* Degrau Espesurado. Nez de Marche Forte Épaisseur Winkelstufe . Peldaño con Espesor	Skirting Rodapé . Plinthe Sockel . Rodapié
44.3x88.8x1 cm ret. GJ46	29.5x88.8x1 cm ret. GJ59	8x44.3x1 cm ret. GJ09
59.2x59.2x1 cm ret. GJ42	29.5x59.2x1 cm ret. GJ58	8x59.2x1 cm ret. GJ14
58.6x58.6x1 cm ret. GJ42	29.5x59.2x0.85 cm ret. GJ58	8x58.6x1 cm ret. GJ14
29.5x59.2x1 cm ret. GJ33	29.2x58.6x1 cm ret. GJ58	8x59.2x0.85 cm ret. GJ14
29.5x59.2x0.85 cm ret. GJ30		8x60x1 cm GJ10

SPECIAL PIECES

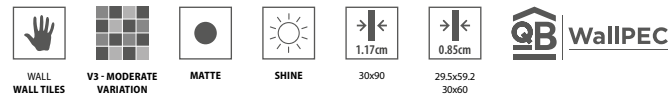
Stairstep Degrau . Nez-de-Marche Stufe . Peldaño	Step Extra Fluted* Degrau Espesurado. Nez de Marche Forte Épaisseur Winkelstufe . Peldaño con Espesor	Skirting Rodapé . Plinthe Sockel . Rodapié
29.2x58.6x1 cm ret. GJ33		8x60x0.85 cm GJ10
60x60x1 cm GJ36		
30x60x1 cm GJ28		
30x60x0.85 cm GJ24		

* Minimum of 10 pieces . Quantidade mínima de 10 peças . Cantidad mínima de 10 piezas . Mindestmenge: 10 Stücke . Cantidad mínima de 10 piezas

PACKING AND WEIGHT

Sizes (cm) Dimensão . Format Maße . Formato	Pieces Peças . Pièces Stück . Piezas	SQM M²	Weight Peso . Poids Gewicht . Peso	Box Caixa . Boite Karton . Caja	SQM M²	Weight Peso . Poids Gewicht . Peso
44.3x88.8x1 ret.	2	0.787	17.72	43	33.841	782
59.2x59.2x1 ret.	3	1.050	23.20	36	37.800	855
58.6x58.6x1 ret.	3	1.030	22.70	36	37.080	837
29.5x59.2x0.85 ret.	7	1.220	22.60	40	48.800	924
29.2x58.6x1 ret.	6	1.030	22.50	32	32.960	740
60x60x1	3	1.080	23.78	36	38.880	876
30x60x0.85	7	1.260	23.40	40	50.400	956

PURE TRAVERTINE



PURE TRAVERTINE



IVORY
30x90 cm ret. R3255R | GB10 R3261R | GB10



BEIGE
30x90 cm ret. R3256R | GB10 R3262R | GB10



GREY
30x90 cm ret. R3257R | GB10 R3263R | GB10



GROOVE IVORY m²
30x90 cm ret. R3264R | GB11



GROOVE BEIGE m²
30x90 cm ret. R3265R | GB11



GROOVE GREY m²
30x90 cm ret. R3266R | GB11



IVORY
29.5x59.2 cm ret. R3804R | GB01 R3801R | GB01
30x60 cm R3804 | GA09 R3801 | GA09



BEIGE
29.5x59.2 cm ret. R3805R | GB01 R3802R | GB01
30x60 cm R3805 | GA09 R3802 | GA09



GREY
29.5x59.2 cm ret. R3806R | GB01 R3803R | GB01
30x60 cm R3806 | GA09 R3803 | GA09




GROOVE IVORY m²
29.5x59.2 cm ret. R3807R | GB02
30x60 cm R3807 | GA11



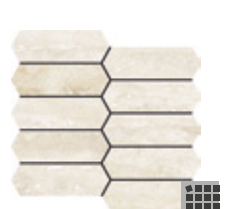
GROOVE BEIGE m²
29.5x59.2 cm ret. R3808R | GB02
30x60 cm R3808 | GA11




GROOVE GREY m²
29.5x59.2 cm ret. R3809R | GB02
30x60 cm R3809 | GA11




MOSAIC PURE TRAVERTINE IVORY
(2.5X2.5 CM) (PIECE)
29.5x29.5x0.85 cm DC2042 | GJ30 DC2045 | GJ30




MOSAIC PICKET PURE TRAVERTINE IVORY (PIECE)
26.5x27.8x0.85 cm DC3604 | GJ46 DC3601 | GJ46




MOSAIC PURE TRAVERTINE BEIGE
(2.5X2.5 CM) (PIECE)
29.5x29.5x0.85 cm DC2043 | GJ30 DC2046 | GJ30



MOSAIC PICKET PURE TRAVERTINE BEIGE (PIECE)
26.5x27.8x0.85 cm DC3605 | GJ46 DC3602 | GJ46



MOSAIC PURE TRAVERTINE GREY
(2.5X2.5 CM) (PIECE)
29.5x29.5x0.85 cm DC2044 | GJ30 DC2047 | GJ30



MOSAIC PICKET PURE TRAVERTINE GREY (PIECE)
26.5x27.8x0.85 cm DC3606 | GJ46 DC3603 | GJ46



MOSAIC HALF HEXA PURE TRAVERTINE IVORY (PIECE)
29.2x35.1x0.85 cm DC3504 | GJ39 DC3501 | GJ39



MOSAIC HALF HEXA PURE TRAVERTINE BEIGE (PIECE)
29.2x35.1x0.85 cm DC3505 | GJ39 DC3502 | GJ39



MOSAIC HALF HEXA PURE TRAVERTINE GREY (PIECE)
29.2x35.1x0.85 cm DC3506 | GJ39 DC3503 | GJ39

PACKING AND WEIGHT

Dimensions - Format Maße - Formato	Pieces Peças - Pièces Stück - Piezas	SQM M ²	Weight Peso - Poids Gewicht - Peso	Box Caixa - Boîte Karton - Caja	SQM M ²	Weight Peso - Poids Gewicht - Peso
30x90x1.17 ret.	4	1,080	21.32	40	43,200	872
29.5x59.2x0.85 ret.	8	1,400	19.81	32	44,800	654
30x60x0.85	8	1,460	20.63	32	46,720	680

SPECIAL PIECES



Profile
Perfil - Profil
Profil - Perfil

2x30x1.17 cm ret. | GJ35
2x59.2x0.85 cm ret. | GJ44
2x29.5x0.85 cm ret. | GJ35



The surface structure reproduces all the veins and nuances of stone.
 O relevo superficial replica todos os veios e nuances da pedra.
 Le relief de surface reproduit toutes les veines et nuances de la pierre.
 Das oberflächliche Relief reproduziert alle Adern und Nuancen des Steins.
 El relieve superficial reproduce todos los ejes y matices de la piedra.



SEE IT IN YOUR ROOM!

Wall:
 Blocks Magma Grey 30x90 cm ret. R3288R
 Floor:
 Magma Grey 59.2x59.2 cm ret. Natural P6203R
 Magma Grey 59.2x59.2 cm ret. Anti-Slip P6207R

MAGMA

Comfortable and distinct spaces.

Espaços confortáveis e distintos.
 Des espaces confortables et personnels.
 Komfortable und unverwechselbare Räume.
 Espacios cómodos y diferentes.

SAND

CLAY






LIGHT GREY

GREY



Porcelain Tiles
 Wall & Floor

Wall Tiles
 Wall



FINISHES

NATURAL
 (Porcelain Tiles)
 R10 / A+B
 Class 2 / PTV ≥36

ANTI-SLIP
 (Porcelain Tiles)
 R11 / A+B+C
 Class 3 / PTV ≥36

MATTE
 (Wall Tiles)



Magma Sand



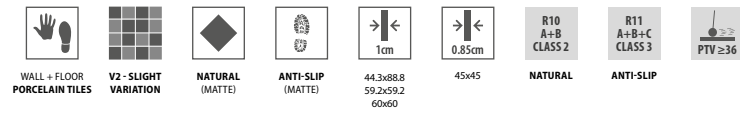
Magma Clay



Wall:
Magma Sand 30x90 cm ret. R3281R
Mosaic Town Magma Sand 29.5x31 cm DC1026
Mosaic Finline Nogal Coffee 33x44 cm DC1037

Floor:
Magma Clay 44.3x88.8 cm ret. Natural P9182R

MAGMA



SAND
44.3x88.8 cm ret.

◆ P9180R | GD13



CLAY
44.3x88.8 cm ret.

◆ P9182R | GD13



SAND
59.2x59.2 cm ret.
60x60 cm

◆ P6200R | GD09 P6204R | GD10
P6200 | GC10 P6204 | GC11




CLAY
59.2x59.2 cm ret.
60x60 cm

◆ P6202R | GD09 P6206R | GD10
P6202 | GC10 P6206 | GC11




SAND
45x45 cm

◆ PE050 | GC03




CLAY
45x45 cm

◆ PE052 | GC03



MOSAIC MAGMA SAND
(4.7X4.7 cm) (PIECE)
29.5x29.5x1 cm DC4060 | GJ32



MOSAIC MAGMA CLAY
(4.7X4.7 cm) (PIECE)
29.5x29.5x1 cm DC4062 | GJ32

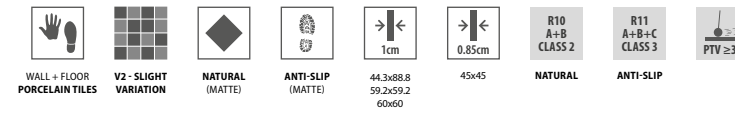


Magma Clay 44.3x88.8 cm ret. Natural P9182R
Magma Sand 44.3x88.8 cm ret. Natural P9180R



Wall:
Magma Light Grey 30x90 cm ret. R3282R
Blocks Nogal Honey 30x90 cm ret. R3294R

Floor:
Magma Light Grey 44.3x88.8 ret. Natural P9181R



LIGHT GREY
44.3x88.8 cm ret.

◆
P9181R | GD13




GREY
44.3x88.8 cm ret.

◆
P9183R | GD13




LIGHT GREY
59.2x59.2 cm ret.
60x60 cm

◆ ◆
P6201R | GD09 P6205R | GD10
P6201 | GC10 P6205 | GC11




GREY
59.2x59.2 cm ret.
60x60 cm

◆ ◆
P6203R | GD09 P6207R | GD10
P6203 | GC10 P6207 | GC11



LIGHT GREY
45x45 cm

◆
PE051 | GC03




GREY
45x45 cm

◆
PE053 | GC03



MOSAIC MAGMA LIGHT GREY
(4.7X4.7 cm) (PIECE)
29.5x29.5x1 cm DC4061 | GJ32



MOSAIC MAGMA GREY
(4.7X4.7 cm) (PIECE)
29.5x29.5x1 cm DC4063 | GJ32


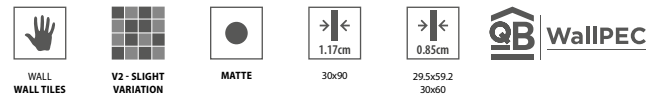
SPECIAL PIECES

Stairstep Degrau . Nez-de-Marche Stufe . Peldaño	Step Extra Fluted* Degrau Espessurado. Nez de Marche Forte Epaisseur Winkelstufe . Peldaño con Espesor	Skirting Rodapé . Plinthe Sockel . Rodapié
44.3x88.8x1 cm ret. GJ46	29.5x88.8x1 cm ret. GJ59	8x44.3x1 cm ret. GJ09
59.2x59.2x1 cm ret. GJ42	29.5x59.2x1 cm ret. GJ58	8x59.2x1 cm ret. GJ14
29.5x59.2x1 cm ret. GJ33		8x60x1 cm GJ10
60x60x1 cm GJ36		8x45x0.85 cm GJ07
45x45x0.85 cm GJ28		
30x60x1 cm GJ28		

Sizes (cm) Dimensão . Format Maße . Formato	Pieces Peças . Pièces Stück . Piezas	SQM M ²	Weight Peso . Poids Gewicht . Peso	Box Caixa . Bolte Karton . Caja	SQM M ²	Weight Peso . Poids Gewicht . Peso
44.3x88.8x1 ret.	2	0.787	17.72	43	33.841	782
59.2x59.2x1 ret.	3	1.050	23.20	36	37.800	855
60x60x1	3	1.080	23.78	36	38.880	876
45x45x0.85	5	1.010	19.20	36	36.360	711

* Minimum of 10 pieces . Quantidade mínima de 10 peças . Quantité minimum de 10 pièces . Mindestmenge: 10 Stücke . Cantidad mínima de 10 piezas

MAGMA



SAND
30x90 cm ret. R3281R | GB11



CLAY
30x90 cm ret. R3283R | GB11



BLOCKS SAND ^{m²}
30x90 cm ret. R3285R | GB14



BLOCKS CLAY ^{m²}
30x90 cm ret. R3287R | GB14



SAND
29.5x59.2 cm ret. 30x60 cm. R3826R | GB04
R3826 | GA12




CLAY
29.5x59.2 cm ret. 30x60 cm. R3828R | GB04
R3828 | GA12



BLOCKS SAND ^{m²}
29.5x59.2 cm ret. 30x60 cm. R3836R | GB08
R3836 | GA17



BLOCKS CLAY ^{m²}
29.5x59.2 cm ret. 30x60 cm. R3838R | GB08
R3838 | GA17



MOSAIC TOWN MAGMA SAND (PIECE)
29.5x31x0.85 cm. DC1026 | GJ31



MOSAIC TOWN MAGMA CLAY (PIECE)
29.5x31x0.85 cm. DC1028 | GJ31




Mosaic Town Magma Sand 29.5x31 cm DC1026



Blocks Magma Clay 30x90 cm ret. R3287R




Magma Grey 29.5x59.2 cm ret. R3829R




LIGHT GREY
30x90 cm ret.

R3282R | GB11



GREY
30x90 cm ret.

R3284R | GB11



BLOCKS LIGHT GREY m²
30x90 cm ret.

R3286R | GB14



BLOCKS GREY m²
30x90 cm ret.

R3288R | GB14



LIGHT GREY
29.5x59.2 cm ret.
30x60 cm

R3827R | GB04
R3827 | GA12



GREY
29.5x59.2 cm ret.
30x60 cm

R3829R | GB04
R3829 | GA12




BLOCKS LIGHT GREY m²
29.5x59.2 cm ret.
30x60 cm

R3837R | GB08
R3837 | GA17



BLOCKS GREY m²
29.5x59.2 cm ret.
30x60 cm

R3839R | GB08
R3839 | GA17



MOSAIC TOWN MAGMA
LIGHT GREY (PIECE)
29.5x31x0.85 cm DC1027 | GJ31



MOSAIC TOWN MAGMA
GREY (PIECE)
29.5x31x0.85 cm DC1029 | GJ31

SPECIAL PIECES



Profile
Perfil . Profil
Profil . Perfil

2x30x1.17 cm ret. GJ35
2x59.2x0.85 cm ret. GJ44
2x29.5x0.85 cm ret. GJ35

PACKING & WEIGHT

Size (cm) Dimensão . Format Maße . Formato	Pieces Peças . Pièces Stück . Piezas	SQM M²	Weight Peso . Poids Gewicht . Peso	Box Caixa . Boite Karton . Caja	SQM M²	Weight Peso . Poids Gewicht . Peso
30x90x1.17 ret.	4	1.080	21.32	40	43.200	872
29.5x59.2x0.85 ret.	8	1.400	19.81	32	44.800	654
30x60x0.85	8	1.460	20.63	32	46.720	680



STONE AGE

The soul of natural stone in captivating harmony.

A alma natural da pedra numa harmonia envolvente.
 L'âme de la pierre naturelle dans une harmonie enveloppante.
 Die Seele des Natursteins in fesselnder Harmonie.
 El alma natural de la piedra en una armonía envolvente.

WHITE

GREIGE

GREY

ANTHRACITE



BIM



SEE IT IN YOUR ROOM!

Wall:
 Mosaic Stone Age Grey 29.5x29.5 cm Honed DC4043
 Stone Age Anthracite 30x90 cm ret. Satin R3244R

Floor:
 Stone Age Grey 44.3x88.8 cm ret. Honed P9153PM



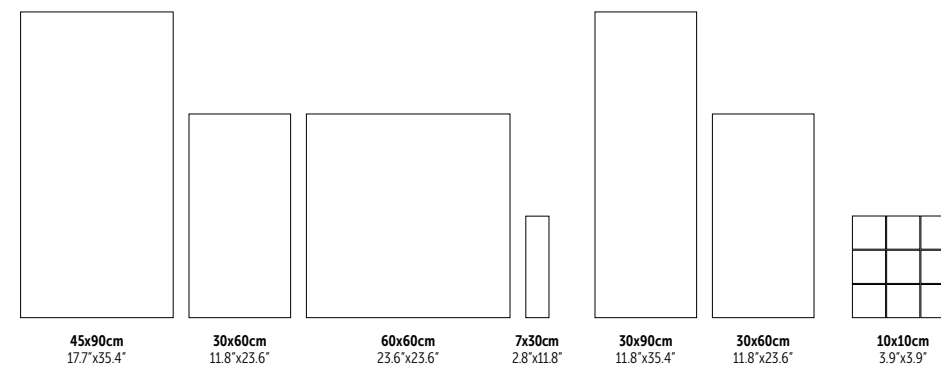
Porcelain Tiles
 Wall & Floor



Wall Tiles
 Wall



Floor Tiles
 Wall & Floor



FINISHES

NATURAL
 (Porcelain Tiles)
 R10 / A+B
 Class 2 / PTV \geq 36

ANTI-SLIP
 (Porcelain Tiles)
 R11 / A+B+C
 Class 3 / PTV \geq 36

HONED / POLISHED
 (Porcelain Tiles)

SATIN / SHINE
 (Wall Tiles)



Sawn Stone Age White 29.5x59.2 cm ret. Satin R3791R

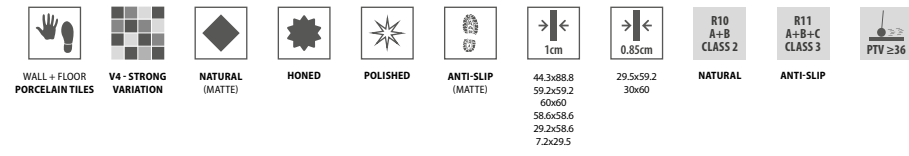


Stone Age White 44.3x88.8 cm ret. Polished P9151PG



Wall:
Stone Age White 29.5x59.2 cm ret. Satin R3785R
Mosaic Stone Age White 29.5x29.5 cm Satin DC2031
Sawn Stone Age White 29.5x59.2 cm ret. Satin R3791R

Floor:
Stone Age White 58.6x58.6 cm ret. Honed P6161PM



Wall:
Sawn Stone Age Greige 30x90 cm ret. Satin R3246R

Floor:
Stone Age Greige 58.6x58.6 cm ret. Honed P6162PM



WHITE
44.3x88.8 cm ret. P9145R | GD13 P9151PM | GD22 P9151PG | GD22




GREIGE
44.3x88.8 cm ret. P9146R | GD13 P9152PM | GD22 P9152PG | GD22




WHITE
58.6x58.6 cm ret. P6135R | GD12 P6145R | GD13
59.2x59.2 cm ret. P6135 | GC14 P6145 | GC15
60x60 cm



GREIGE
58.6x58.6 cm ret. P6162PM | GD19 P6162PG | GD19
59.2x59.2 cm ret. P6136R | GD12 P6146R | GD13
60x60 cm P6136 | GC14 P6146 | GC15



WHITE
29.2x58.6 cm ret. P6161PMC | GD19 P6161PGC | GD19
29.5x59.2 cm ret. P3106R | GD09
30x60 cm P3106 | GC10



GREIGE
29.2x58.6 cm ret. P6162PMC | GD19 P6162PGC | GD19
29.5x59.2 cm ret. P3107R | GD09
30x60 cm P3107 | GC10




WHITE
7.2x29.5 cm P6135C7 | GD17



GREIGE
7.2x29.5 cm P6136C7 | GD17

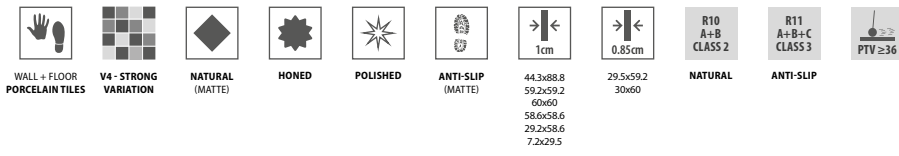


MOSAIC STONE AGE WHITE
(4.7X4.7 CM) (PIECE)
29.5x29.5x0.85 cm DC4036 | GJ32
29.5x29.5x1 cm DC4041 | GJ35



MOSAIC STONE AGE GREIGE
(4.7X4.7 CM) (PIECE)
29.5x29.5x0.85 cm DC4037 | GJ32
29.5x29.5x1 cm DC4042 | GJ35


STONE AGE



GREY
44.3x88.8 cm ret.
P9147R | GD13 P9153PM | GD22 P9153PG | GD22



ANTHRACITE
44.3x88.8 cm ret.
P9148R | GD13



GREY
58.6x58.6 cm ret.
59.2x59.2 cm ret.
60x60 cm
P6137R | GD12 P6147R | GD13
P6137 | GC14 P6147 | GC15
P6163PM | GD19 P6163PG | GD19



ANTHRACITE
59.2x59.2 cm ret.
60x60 cm
P6138R | GD12 P6148R | GD13
P6138 | GC14 P6148 | GC15



GREY
29.2x58.6 cm ret.
29.5x59.2 cm ret.
30x60 cm
P3108R | GD09 P3108 | GC10
P6163PMC | GD19 P6163PGC | GD19




ANTHRACITE
29.5x59.2 cm ret.
30x60 cm
P3109R | GD09 P3109 | GC10




GREY
7.2x29.5 cm
P6137C7 | GD17



ANTHRACITE
7.2x29.5 cm
P6138C7 | GD17



MOSAIC STONE AGE GREY
(4.7X4.7 CM) (PIECE)
29.5x29.5x0.85 cm DC4038 | GJ32
29.5x29.5x1 cm DC4043 | GJ35



MOSAIC STONE AGE ANTHRACITE
(4.7X4.7 CM) (PIECE)
29.5x29.5x0.85 cm DC4039 | GJ32



Wall:
Sawn Stone Age Grey 30x90 cm ret. Satin R3247R

Floor:
Stone Age Anthracite 44.3x88.8 cm ret. Natural P9148R

SPECIAL PIECES

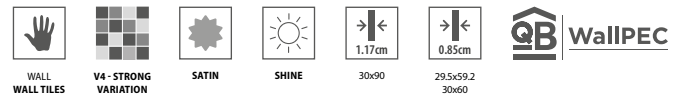
Stairstep Degrau, Nez-de-Marche Stufe, Peldaño	Step Extra Fluted* Degrau Espessurado, Nez de Marche Forte Épaisseur Winkelstufe, Peldaño con Espesor	Skirting Rodapé, Plinthe Sockel, Rodapié
44.3x88.8x1 cm ret. GJ46	29.5x88.8x1 cm ret. GJ59	8x44.3x1 cm ret. GJ09
59.2x59.2x1 cm ret. GJ42	29.5x59.2x1 cm ret. GJ58	8x59.2x1 cm ret. GJ14
58.6x58.6x1 cm ret. GJ42	29.5x59.2x0.85 cm ret. GJ58	8x58.6x1 cm ret. GJ14
29.5x59.2x1 cm ret. GJ33	29.2x58.6x1 cm ret. GJ58	8x59.2x0.85 cm ret. GJ14
29.5x59.2x0.85 cm ret. GJ30		8x60x1 cm GJ10
29.2x58.6x1 cm ret. GJ33		8x60x0.85 cm GJ10
60x60x1 cm GJ36		
30x60x1 cm GJ28		
30x60x0.85 cm GJ24		

PACKING AND WEIGHT

Sizes (cm) Dimensão, Format Maße, Formato	Pieces Peças, Pièces Stück, Piezas	SQM M²	Weight Peso, Poids Gewicht, Peso	Box Caixa, Boîte Karton, Caja	SQM M²	Weight Peso, Poids Gewicht, Peso
44.3x88.8x1 ret.	2	0.787	17.72	43	33.841	782
59.2x59.2x1 ret.	3	1.050	23.20	36	37.800	855
58.6x58.6x1 ret.	3	1.030	22.70	36	37.080	837
29.5x59.2x0.85 ret.	7	1.220	22.60	40	48.800	924
29.2x58.6x1 ret.	6	1.030	22.50	32	32.960	740
60x60x1	3	1.080	23.78	36	38.880	876
30x60x0.85	7	1.260	23.40	40	50.400	956
7.2x29.5x1	18	0.383	8.65	98	37.534	870

* Minimum of 10 pieces. Quantidade mínima de 10 peças. Quantité minimum de 10 pièces. Mindestmenge: 10 Stücke. Cantidad mínima de 10 piezas

STONE AGE



WHITE
30x90 cm ret.
R3241R | GB11 R3251R | GB11



GREIGE
30x90 cm ret.
R3242R | GB11 R3252R | GB11



SAWN WHITE m²
30x90 cm ret.
R3245R | GB14



SAWN GREIGE m²
30x90 cm ret.
R3246R | GB14



WHITE
29.5x59.2 cm ret.
30x60 cm
R3785R | GB07 R3795R | GB07
R3785 | GA15 R3795 | GA15




GREIGE
29.5x59.2 cm ret.
30x60 cm
R3786R | GB07 R3796R | GB07
R3786 | GA15 R3796 | GA15




SAWN WHITE m²
29.5x59.2 cm ret.
30x60 cm
R3791R | GB09
R3791 | GA18




SAWN GREIGE m²
29.5x59.2 cm ret.
30x60 cm
R3792R | GB09
R3792 | GA18



MOSAIC STONE AGE WHITE
(2.5X2.5 CM) (PIECE)
29.5x29.5x0.85 cm DC2031 | GJ35
29.5x29.5x0.85 cm DC2035 | GJ35



MOSAIC BRICK STONE AGE WHITE
(2.8X6.5 CM) (PIECE)
25.9x28.9x0.85 cm DC3001 | GJ35
25.9x28.9x0.85 cm DC3005 | GJ35



MOSAIC STONE AGE GREIGE
(2.5X2.5 CM) (PIECE)
29.5x29.5x0.85 cm DC2032 | GJ35
29.5x29.5x0.85 cm DC2036 | GJ35



MOSAIC BRICK STONE AGE GREIGE
(2.8X6.5 CM) (PIECE)
25.9x28.9x0.85 cm DC3002 | GJ35
25.9x28.9x0.85 cm DC3006 | GJ35



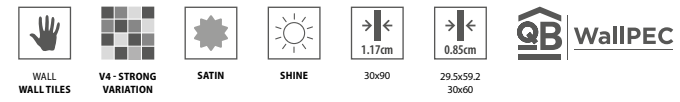
Wall:
Stone Age Greige 30x90 cm ret. Glossy R3252R
Mosaic Stone Age Greige 29.5x29.5 cm Glossy DC2036

Floor:
Stone Age Greige 44.3x88.8 cm ret. Polished P9152PG



Wall:
Sawn Stone Age White 30x90 cm ret. Satin R3245R
Stone Age Grey 30x90 cm ret. Satin R3243R


Floor:
Stone Age Grey 59.2x59.2 cm ret. Natural P6137R



STONE AGE




GREY
30x90 cm ret. R3243R | GB11 R3253R | GB11



ANTHRACITE
30x90 cm ret. R3244R | GB11 R3254R | GB11




SAWN GREY m²
30x90 cm ret. R3247R | GB14



SAWN ANTHRACITE m²
30x90 cm ret. R3248R | GB14




GREY
29.5x59.2 cm ret. R3787R | GB07 R3797R | GB07
30x60 cm R3787 | GA15 R3797 | GA15




ANTHRACITE
29.5x59.2 cm ret. R3788R | GB07 R3798R | GB07
30x60 cm R3788 | GA15 R3798 | GA15



SAWN GREY m²
29.5x59.2 cm ret. R3793R | GB09
30x60 cm R3793 | GA18




SAWN ANTHRACITE m²
29.5x59.2 cm ret. R3794R | GB09
30x60 cm R3794 | GA18



MOSAIC STONE AGE GREY (2.5X2.5 CM) (PIECE)
29.5x29.5x0.85 cm DC2033 | GJ35



MOSAIC BRICK STONE AGE GREY (2.8X6.5 CM) (PIECE)
25.9x28.9x0.85 cm DC3003 | GJ35



MOSAIC STONE AGE ANTHRACITE (2.5X2.5 CM) (PIECE)
29.5x29.5x0.85 cm DC2034 | GJ35



MOS. BRICK STONE AGE ANTHRACITE (2.8X6.5 CM) (PIECE)
25.9x28.9x0.85 cm DC3004 | GJ35

29.5x29.5x0.85 cm DC2037 | GJ35

25.9x28.9x0.85 cm DC3007 | GJ35

29.5x29.5x0.85 cm DC2038 | GJ35

25.9x28.9x0.85 cm DC3008 | GJ35

SPECIAL PIECES



Profile	Perfil . Profil	Profil . Perfil
2x30x1.17 cm ret. GJ35		
2x59.2x0.85 cm ret. GJ44		
2x29.5x0.85 cm ret. GJ35		

PACKING AND WEIGHT

Diagram	Pieces	SQM	Weight	Box	SQM	Weight
Dimensão . Format	Peças . Pièces	M ²	Peso . Poids	Caixa . Boîte	M ²	Peso . Poids
Maße . Formato	Stück . Piezas		Gewicht . Peso	Karton . Caja		Gewicht . Peso
30x90x1.17 ret.	4	1.080	21.32	40	43.200	872
29.5x59.2x0.85 ret.	8	1.400	19.81	32	44.800	654
30x60x0.85	8	1.460	20.63	32	46.720	680



- WALL + FLOOR
GLAZED FLOOR TILES
- V4 - STRONG
VARIATION
- NATURAL
(MATTE)
- 10x10
- R10
A+B

STONE AGE



WHITE
10x10 cm
KR1005 | GI21



GREIGE
10x10 cm
KR1006 | GI21



GREY
10x10 cm
KR1007 | GI21



ANTHRACITE
10x10 cm
KR1008 | GI21

PACKING AND WEIGHT

Sizes (cm)	Pieces	SQM	Weight	Box	SQM	Weight
Dimensão . Format	Peças . Pièces	M ²	Peso . Poids	Caixa . Boite	M ²	Peso . Poids
Maße . Formato	Stück . Piezas		Gewicht . Peso	Karton . Caja		Gewicht . Peso
10x10x0.6	99	1,000	11,50	48	48,000	572



Wall:
Stone Age White 29.5x59.2 cm ret. Satin R3785R
Sawn Stone Age White 29.5x59.2 cm ret. Satin R3791R

Floor:
Stone Age White 10x10 cm Natural KR1005
Stone Age White 58.6x58.6 cm ret. Honed P6161PM

Stone Age Grey 10x10 cm Natural KR1007



PIAZENI

Natural elegance of the Piasentina stone with a contemporary touch.

Elegância natural da pedra Piasentina com um toque contemporâneo.
 L'élégance naturelle de la pierre Piasentina avec une touche contemporaine.
 Natürliche Eleganz aus Piasentina-Stein mit einem zeitgemäßen Touch.
 Elegancia natural de la piedra Piasentina con un toque contemporáneo.

PEARL

IVORY

OYSTER

ASH



SAND

CLAY

IRON

COAL




Porcelain Tiles
Wall & Floor




Wall Tiles
Wall



Floor Tiles
Wall & Floor




45x90cm
17.7"x35.4"




30x60cm
11.8"x23.6"




60x60cm
23.6"x23.6"




45x45cm
17.7"x17.7"



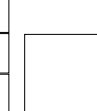
30x90cm
11.8"x35.4"



30x60cm
11.8"x23.6"



10x10cm
3.9"x3.9"



20x20cm
7.9"x7.9"

FINISHES

NATURAL
(Porcelain Tiles)
R10 / A+B
Class 1 / PTV ≥36

BUSH-HAMMERED
(Porcelain Tiles)
(Floor Tiles)
R11 / A+B+C
Class 1

MATTE
(Floor Tiles)
R10 / A / Class 1

MATTE
(Wall Tiles)



SEE IT IN YOUR ROOM!

Wall:
Piazen Ash 30x90 cm ret. R3159R
Groove Piazen Oyster 30x90 cm ret. R3166R

Floor:
Piazen Iron 59.2x59.2 cm ret. Natural P6072R



Piazen Iron 44.3x88.8 cm ret. Natural P9067R



Cubic Piazen Ash 30x90 cm ret. R3163R



Piazen Coal 59.2x59.2 cm ret. Natural P6074R



Piazen Clay 59.2x59.2 cm ret. Bush-Hammered P6082R

PIAZEN

- WALL + FLOOR
PORCELAIN TILES
- V3 - MODERATE VARIATION**
- NATURAL (MATTE)**
- BUSH-HAMMERED (MATTE)**
- 44.3x88.8
 59.2x59.2
 60x60
- 29.5x59.2
 30x60
 44.3x44.3
 45x45
- R10 A+B CLASS 1**
- R11 A+B+C CLASS 1**
- FTV ≥36**
- NATURAL**
- BUSH-HAMMERED**
- NATURAL**



SAND
44.3x88.8 cm ret. P9066R | GD13



CLAY
44.3x88.8 cm ret. P9068R | GD13




SAND
29.5x59.2 cm ret. 30x60 cm
P3061R | GD09
P3061 | GC10



CLAY
29.5x59.2 cm ret. 30x60 cm
P3063R | GD09
P3063 | GC10




SAND
59.2x59.2 cm ret. 60x60 cm
P6071R | GD12 P6080R | GD13
P6071 | GC14 P6080 | GC15



MOSAIC MIX HAMMERED PIAZEN SAND (4.7X4.7 cm) (PIECE)
29.5x29.5x1 cm DC965^{MA} | GJ35




CLAY
59.2x59.2 cm ret. 60x60 cm
P6073R | GD12 P6082R | GD13
P6073 | GC14 P6082 | GC15



MOSAIC MIX HAMMERED PIAZEN CLAY (4.7X4.7 cm) (PIECE)
29.5x29.5x1 cm DC967^{MA} | GJ35




SAND
44.3x44.3 cm ret. 45x45 cm
PE005R | GD05
PE005 | GC04



MOSAIC PIAZEN SAND (4.7X4.7 cm) (PIECE)
29.5x29.5x0.85 cm DC977 | GJ32


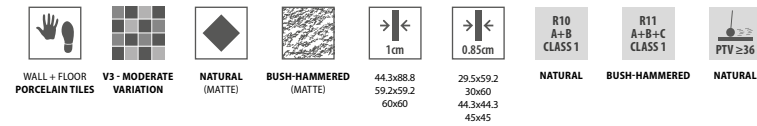


CLAY
44.3x44.3 cm ret. 45x45 cm
PE007R | GD05
PE007 | GC04



MOSAIC PIAZEN CLAY (4.7X4.7 cm) (PIECE)
29.5x29.5x0.85 cm DC979^{MA} | GJ32


^{MA} Random Drawing - Desenho Aleatório - Dessin Aléatoire - Wechseldes Design - Diseño Aleatorio




IRON
44.3x88.8 cm ret. P9067R | GD13



COAL
44.3x88.8 cm ret. P9069R | GD13




IRON
29.5x59.2 cm ret. 30x60 cm P3062R | GD09
P3062 | GC10



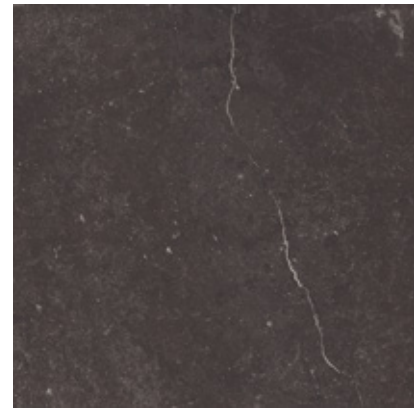
COAL
29.5x59.2 cm ret. 30x60 cm P3064R | GD09
P3064 | GC10



IRON
59.2x59.2 cm ret. 60x60 cm P6072R | GD12
P6072 | GC14 P6081R | GD13
P6081 | GC15




MOSAIC MIX HAMMERED
PIAZEN IRON (4.7X4.7 cm)
(PIECE) DC966^(A) | GJ35
29.5x29.5x1 cm



COAL
59.2x59.2 cm ret. 60x60 cm P6074R | GD12
P6074 | GC14 P6083R | GD13
P6083 | GC15



MOSAIC MIX HAMMERED
PIAZEN COAL (4.7X4.7 cm)
(PIECE) DC968^(A) | GJ35
29.5x29.5x1 cm




IRON
44.3x44.3 cm ret. 45x45 cm PE006R | GD05
PE006 | GC04



MOSAIC PIAZEN IRON
(4.7X4.7 cm) (PIECE) DC978 | GJ32
29.5x29.5x0.85 cm



COAL
44.3x44.3 cm ret. 45x45 cm PE008R | GD05
PE008 | GC04



MOSAIC PIAZEN COAL
(4.7X4.7 cm) (PIECE) DC980 | GJ32
29.5x29.5x0.85 cm



Wall:
Piazen Oyster 30x60 cm R3658
Cubic Piazen Ash 30x60 cm R3664

Floor:
Piazen Coal 45x45 cm Natural PE008

SPECIAL PIECES

Stairstep Degrau . Nez-de-Marche Stufe . Peldaño	Step Extra Fluted* Degrau Espessurado. Nez de Marche Forte Epaisseur Winkelstufe . Peldaño con Espesor	Skirting Rodapé . Plinthe Sockel . Rodapié
44.3x88.8x1 cm ret. GJ46	29.5x88.8x1 cm ret. GJ59	8x44.3x1 cm ret. GJ09
59.2x59.2x1 cm ret. GJ42	29.5x59.2x1 cm ret. GJ58	8x59.2x1 cm ret. GJ14
44.3x44.3x0.85 cm ret. GJ28	29.5x59.2x0.85 cm ret. GJ58	8x59.2x0.85 cm ret. GJ14
29.5x59.2x1 cm ret. GJ33		8x60x1 cm GJ10
29.5x59.2x0.85 cm ret. GJ30		8x60x0.85 cm GJ10
60x60x1 cm GJ36		8x45x0.85 cm GJ07
45x45x0.85 cm GJ28		
30x60x1 cm GJ28		
30x60x0.85 cm GJ24		

PACKING AND WEIGHT

Size (cm) Dimensão . Format Maße . Formato	Pieces Peças . Pièces Stück . Piezas	SQM M ²	Weight Peso . Poids Gewicht . Peso	Box Caixa . Bolte Karton . Caja	SQM M ²	Weight Peso . Poids Gewicht . Peso
44.3x88.8x1 ret.	2	0.787	17.72	43	33.841	782
59.2x59.2x1 ret.	3	1.050	23.20	36	37.800	855
44.3x44.3x0.85 ret.	6	1.178	22.40	36	42.408	826
29.5x59.2x0.85 ret.	7	1.220	22.60	40	48.800	924
60x60x1	3	1.080	23.78	36	38.880	876
45x45x0.85	5	1.010	19.20	36	36.360	711
30x60x0.85	7	1.260	23.40	40	50.400	956

* Minimum of 10 pieces . Quantidade mínima de 10 peças . Quantité minimum de 10 pièces . Mindestmenge: 10 Stücke . Cantidad mínima de 10 piezas



Wall:
Cubic Piazén Pearl 30x90 cm ret. R3160R

Floor:
Piazén Sand 44.3x88.8 cm ret. Natural P9066R



PIAZEN



PEARL
30x90 cm ret. R3156R | GB11



IVORY
30x90 cm ret. R3157R | GB11



PIAZEN CUBIC PEARL ^{m²}
30x90 cm ret. R3160R | GB14




PIAZEN CUBIC IVORY ^{m²}
30x90 cm ret. R3161R | GB14




PIAZEN GROOVE PEARL ^{m²}
30x90 cm ret. R3164R | GB14




PIAZEN GROOVE IVORY ^{m²}
30x90 cm ret. R3165R | GB14




PEARL
29.5x59.2 cm ret. 30x60 cm R3656R | GB05 R3656 | GA13



IVORY
29.5x59.2 cm ret. 30x60 cm R3657R | GB05 R3657 | GA13



PIAZEN CUBIC PEARL ^{m²}
30x60 cm R3661 | GA16



PIAZEN CUBIC IVORY ^{m²}
30x60 cm R3662 | GA16



PIAZEN GROOVE PEARL ^{m²}
29.5x59.2 cm ret. 30x60 cm R3665R | GB08 R3665 | GA16



MOSAIC MIX GROOVE PIAZEN PEARL (2.5X2.5 cm)
(PIECE) 29.5x29.5x0.85 cm DC746^(A) | GJ36




PIAZEN GROOVE IVORY ^{m²}
29.5x59.2 cm ret. 30x60 cm R3666R | GB08 R3666 | GA16




MOSAIC MIX GROOVE PIAZEN IVORY (2.5X2.5 cm)
(PIECE) 29.5x29.5x0.85 cm DC747^(A) | GJ36

^(A) Random Drawing - Desenho Aleatório - Dessin Aléatoire - Wechseldes Design - Diseño Aleatorio



OYSTER
30x90 cm ret. R3158R | GB11




ASH
30x90 cm ret. R3159R | GB11



PIAZEN CUBIC OYSTER m²
30x90 cm ret. R3162R | GB14




PIAZEN CUBIC ASH m²
30x90 cm ret. R3163R | GB14




PIAZEN GROOVE OYSTER m²
30x90 cm ret. R3166R | GB14



PIAZEN GROOVE ASH m²
30x90 cm ret. R3167R | GB14



OYSTER
29.5x59.2 cm ret. 30x60 cm R3658R | GB05
R3658 | GA13



ASH
29.5x59.2 cm ret. 30x60 cm R3659R | GB05
R3659 | GA13




PIAZEN CUBIC OYSTER m²
30x60 cm R3663 | GA16



PIAZEN CUBIC ASH m²
30x60 cm R3664 | GA16




PIAZEN GROOVE OYSTER m²
29.5x59.2 cm ret. 30x60 cm R3667R | GB08
R3667 | GA16



MOSAIC MIX GROOVE PIAZEN OYSTER (2.5X2.5 cm)
(PIECE) DC748^(A) | GJ36



PIAZEN GROOVE ASH m²
29.5x59.2 cm ret. 30x60 cm R3668R | GB08
R3668 | GA16



MOSAIC MIX GROOVE PIAZEN ASH (2.5X2.5 cm)
(PIECE) DC749^(A) | GJ36



Piazen Ash 30x90 cm ret. R3159R
Groove Piazen Oyster 30x90 cm ret. R3166R

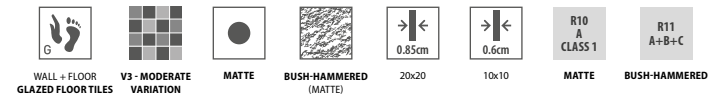
SPECIAL PIECES



Profile	Perfil . Profil	Profil . Perfil
2x30x1.17 cm ret. GJ35		
2x59.2x0.85 cm ret. GJ44		
2x29.5x0.85 cm ret. GJ35		

PACKING AND WEIGHT


Size (cm)	Pieces	SQM	Weight	Box	SQM	Weight
Dimensão . Format	Peças . Pièces	M ²	Peso . Poids	Caixa . Boîte	M ²	Peso . Poids
Maße . Formato	Stück . Piezas		Gewicht . Peso	Karton . Caja		Gewicht . Peso
30x90x1.17 ret.	4	1.080	21.32	40	43.200	872
29.5x59.2x0.85 ret.	8	1.400	19.81	32	44.800	654
30x60x0.85	8	1.460	20.63	32	46.720	680



Wall:
Piazen Ash 30x60 cm R3659

Shower:
Piazen Iron 10x10 cm Mate KR1003

Floor:
Piazen Iron 20x20 cm Mate PH56



SAND 10x10 cm KR1001 G120	CLAY 10x10 cm KR1002 G120	IRON 10x10 cm KR1003 G120	COAL 10x10 cm KR1004 G120
SAND 20x20 cm PH55 G109	CLAY 20x20 cm PH57 G109	IRON 20x20 cm PH56 G109	COAL 20x20 cm PH58 G109
SAND 20x20 cm PH46 G110	CLAY 20x20 cm PH48 G110	IRON 20x20 cm PH47 G110	COAL 20x20 cm PH49 G110

SPECIAL PIECES



Skirting
Rodapé, Plinthe
Sockel, Rodapié

8x20x0.85 cm | G101

PACKING AND WEIGHT



Sizes (cm) Dimensão, Format Maße, Formato	Pieces Peças, Pièces Stück, Piezas	SQM M²	Weight Peso, Poids Gewicht, Peso	Box Caixa, Boîte Karton, Caja	SQM M²	Weight Peso, Poids Gewicht, Peso
20x20x0.85	20	0.800	14.44	72	57.600	1060
10x10x0.6	99	1.000	11.50	48	48.000	572



ETERNAL STONE

Organic sophistication.

Sofisticação orgânica.
 Raffinement de la matière.
 Organische Raffinesse.
 Sofisticación orgánica.


WHITE

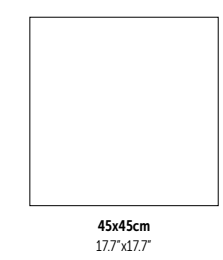

BEIGE

GREY



 **Wall Tiles**
Wall

 **Glazed Floor Tiles**
Wall & Floor



FINISHES

MATTE
 (Floor Tiles)
 R9
 A
 Class 1

MATTE
 (Wall Tiles)




Wall:
 Talisman Eternal Stone White 30x60 cm R3814
 Eternal Stone White 30x60 cm R3811

Floor:
 Eternal Stone Grey 45x45 cm C467



Wall:
Talisman Eternal Stone Beige 30x60 cm R3815
Eternal Stone Beige 30x60 cm R3812

Floor:
Eternal Stone Beige 45x45 cm C466




Wall:
Talisman Eternal Stone Grey 30x60 cm R3816
Eternal Stone Grey 30x60 cm R3813

Floor:
Eternal Stone Grey 45x45 cm C467




ETERNAL STONE



WHITE
30x60 cm R3811 | GA09




BEIGE
30x60 cm R3812 | GA09



GREY
30x60 cm R3813 | GA09



TALISMAN WHITE m²
30x60 cm R3814 | GA12




TALISMAN BEIGE m²
30x60 cm R3815 | GA12



TALISMAN GREY m²
30x60 cm R3816 | GA12



WHITE
26.7x41.6 cm R2751 | GA05



BEIGE
26.7x41.6 cm R2752 | GA05



GREY
26.7x41.6 cm R2753 | GA05




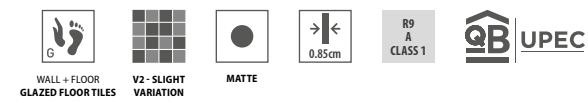
TALISMAN WHITE m²
26.7x41.6 cm R2754 | GA08




TALISMAN BEIGE m²
26.7x41.6 cm R2755 | GA08




TALISMAN GREY m²
26.7x41.6 cm R2756 | GA08



WHITE
45x45 cm C465 | G108

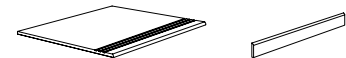


BEIGE
45x45 cm C466 | G108



GREY
45x45 cm C467 | G108

SPECIAL PIECES



Stairstep
Degrau . Nez-de-Marche
Stufe . Peldaño

45x45x0.85 cm | GJ21

Skirting
Rodapé . Pline
Sockel . Rodapié

8x45x0.85 cm | GJ03

PACKING AND WEIGHT



Sizes (cm) Dimensão . Format Maße . Formato	Pieces Peças . Pièces Stück . Piezas	SQM M ²	Weight Peso . Poids Gewicht . Peso	Box Caixa . Boite Karton . Caja	SQM M ²	Weight Peso . Poids Gewicht . Peso
30x60x0.85	8	1.460	20.63	32	46.720	680
26.7x41.6x0.77	9	1.000	13.13	78	78.000	1044
45x45x0.85	5	1.010	18.23	36	36.360	671



SEE IT IN YOUR ROOM!

Wall:
Rock Sand 26.7x41.6 cm R2704
Carved Rock Sand 26.7x41.6 cm R2709

Floor:
Rock Sand 45x45 cm C421

ROCK

The harmony and character of stone.

A harmonia e o carácter da pedra.
 L'harmonie et le caractère de la pierre.
 Die Harmonie und der Charakter des Steins.
 La armonía y el carácter de la piedra.

SHELL

SAND


MOONLIGHT



Wall Tiles
 Wall




Glazed Floor Tiles
 Wall & Floor



30x60cm
 11.8"x23.6"



27x42cm
 10.6"x16.5"



45x45cm
 17.7"x17.7"

FINISHES

MATTE
 (Floor Tiles)

MATTE
 (Wall Tiles)



Carved Rock Sand 30x60 cm R3007



Wall:
Rock Shell 30x60 cm R3003

Floor:
Rock Moonlight 45x45 cm C422





Wall:
Carved Rock Shell 30x60 cm R3009
Rock Shell 30x60 cm R3003

Floor:
Rock Sand 45x45 cm C421




SHELL
30x60 cm R3003 | GA14

CARVED SHELL m²
30x60 cm R3009 | GA18




SAND
30x60 cm R3005 | GA14

CARVED SAND m²
30x60 cm R3007 | GA18




MOONLIGHT
30x60 cm R3006 | GA14

CARVED MOONLIGHT m²
30x60 cm R3008 | GA18




SHELL
26.7x41.6 cm R2705 | GA09

CARVED SHELL m²
26.7x41.6 cm R2707 | GA12




SAND
26.7x41.6 cm R2704 | GA09

CARVED SAND m²
26.7x41.6 cm R2709 | GA12



MOONLIGHT
26.7x41.6 cm R2703 | GA09


CARVED MOONLIGHT m²
26.7x41.6 cm R2711 | GA12



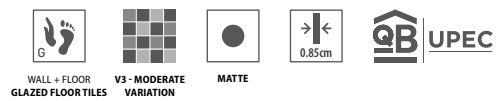
MOSAIC ROCK SHELL
(4.7X4.7 cm) (PIECE)
29.5x29.5x0.77 cm DC742 | GJ26



MOSAIC ROCK SAND
(4.7X4.7 cm) (PIECE)
29.5x29.5x0.77 cm DC740 | GJ26



MOSAIC ROCK MOONLIGHT
(4.7X4.7 cm) (PIECE)
29.5x29.5x0.77 cm DC741 | GJ26



SPECIAL PIECES



Stairstep
Degrau . Nez-de-Marche
Stufe . Peldaño
45x45x0.85 cm | GJ21

Skirting
Rodapé . Plinthe
Sockel . Rodapié
8x45x0.85 cm | GJ03

PACKING AND WEIGHT

Sizes (cm) Dimensão . Format Maße . Formato	Pieces Peças . Pièces Stück . Piezas	SQM M ²	Weight Peso . Poids Gewicht . Peso	Box Caixa . Bolte Karton . Caja	SQM M ²	Weight Peso . Poids Gewicht . Peso
30x60x0.85	8	1.460	20.63	32	46.720	680
26.7x41.6x0.77	9	1.000	13.13	78	78.000	1044
45x45x0.85	5	1.010	18.23	36	36.360	671



MUSTANG SLATE


The triumph of design and natural beauty of natural slate.


O triunfo do design e da beleza da ardósia natural.
 Le triomphe du design et de la beauté de l'ardoise naturelle.
 Der Triumph von Design und Schönheit des Naturschiefers.
 El triunfo del diseño y la belleza de pizarra natural.

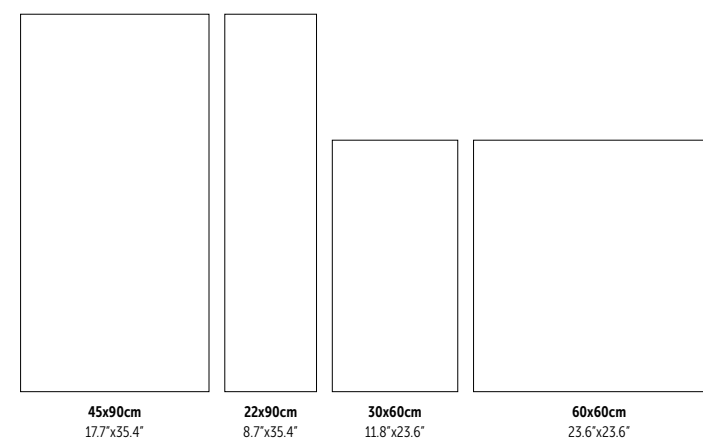
WHITE

LIGHT GREY

BLACK



 **Porcelain Tiles**
Wall & Floor



FINISH

NATURAL
R10
A+B
Class 1



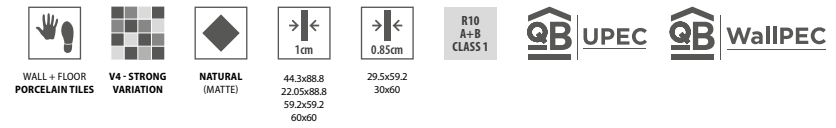
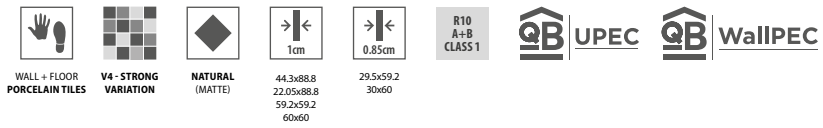
SEE IT IN YOUR ROOM!

Mustang Slate Black 59.2x59.2 cm ret. P6062R



Wall:
Mustang Slate Light Grey 22.05x88.8 cm ret. P9076RC2
Mosaic Mustang Light Grey 29.5x29.5 cm DC944
Floor:
Mustang Slate Light Grey 44.3x88.8 cm ret. P9076R


MUSTANG SLATE



MUSTANG SLATE



WHITE
44.3x88.8 cm ret. P9079R | GD13



LIGHT GREY
44.3x88.8 cm ret. P9076R | GD13



BLACK
44.3x88.8 cm ret. P9078R | GD13



WHITE
22.05x88.8 cm ret. P9079RC2 | GD15



LIGHT GREY
22.05x88.8 cm ret. P9076RC2 | GD15



BLACK
22.05x88.8 cm ret. P9078RC2 | GD15



WHITE
59.2x59.2 cm ret. 60x60 cm P6063R | GD09
P6063 | GC11




LIGHT GREY
59.2x59.2 cm ret. 60x60 cm P6060R | GD09
P6060 | GC11



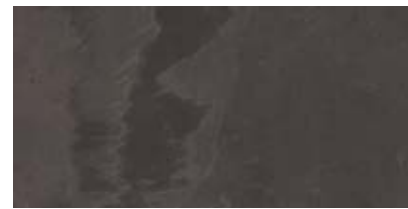
BLACK
59.2x59.2 cm ret. 60x60 cm P6062R | GD09
P6062 | GC11



WHITE
29.5x59.2 cm ret. 30x60 cm P3043R | GD07
P3043 | GC07



LIGHT GREY
29.5x59.2 cm ret. 30x60 cm P3040R | GD07
P3040 | GC07



BLACK
29.5x59.2 cm ret. 30x60 cm P3042R | GD07
P3042 | GC07



INFINITY MUSTANG SLATE WHITE
(PIECE)
29.5x59.2x0.85 cm DC949 | GJ44



MOSAIC MUSTANG SLATE WHITE
(4.7X4.7 cm) (PIECE)
29.5x29.5x0.85 cm DC947 | GJ36




INFINITY MUSTANG SLATE LIGHT GREY
(PIECE)
29.5x59.2x0.85 cm DC941 | GJ44



MOS. MUSTANG SLATE LIGHT GREY
(4.7X4.7 cm) (PIECE)
29.5x29.5x0.85 cm DC944 | GJ36



INFINITY MUSTANG SLATE BLACK
(PIECE)
29.5x59.2x0.85 cm DC943 | GJ44



MOSAIC MUSTANG SLATE BLACK
(4.7X4.7 cm) (PIECE)
29.5x29.5x0.85 cm DC946 | GJ36



Infinity Mustang Slate Black 29.5x59.2 cm DC943

PACKING AND WEIGHT

Sizes (cm) Dimensão . Format Maße . Formato	Pieces Peças . Pièces Stück . Piezas	SQM M²	Weight Peso . Poids Gewicht . Peso	Box Caixa . Bolte Karton . Caja	SQM M²	Weight Peso . Poids Gewicht . Peso
44.3x88.8x1 ret.	2	0.787	17.72	43	33.841	782
22.05x88.8x1 ret.	5	0.980	21.67	44	43.120	973
59.2x59.2x1 ret.	3	1.050	23.20	36	37.800	855
29.5x59.2x0.85 ret.	7	1.220	22.60	40	48.800	924
60x60x1	3	1.080	23.78	36	38.880	876
30x60x0.85	7	1.260	23.40	40	50.400	956

SPECIAL PIECES

Stairstep Degrau . Nez-de-Marche Stufe . Peldaño	Step Extra Fluted* Degrau Espessurado . Nez de Marche Forte Epaisseur Winkelstufe . Peldaño con Espesor	Skirting Rodapé . Plinthe Sockel . Rodapié
44.3x88.8x1 cm ret. GJ46	29.5x88.8x1 cm ret. GJ59	8x44.3x1 cm ret. GJ09
59.2x59.2x1 cm ret. GJ42	29.5x59.2x1 cm ret. GJ58	8x59.2x1 cm ret. GJ14
29.5x59.2x1 cm ret. GJ33	29.5x59.2x0.85 cm ret. GJ58	8x59.2x0.85 cm ret. GJ14
29.5x59.2x0.85 cm ret. GJ30		8x60x1 cm GJ10
60x60x1 cm GJ36		8x60x0.85 cm GJ10
30x60x1 cm GJ28		
30x60x0.85 cm GJ24		

* Minimum of 10 pieces . Quantidade mínima de 10 peças . Quantité minimum de 10 pièces . Mindestmenge: 10 Stücke . Cantidad mínima de 10 piezas




URBANI STONE

Authentic stone spirit, in keeping with the latest urban trends.

Espírito autêntico da pedra ao estilo das últimas tendências urbanas.
 Esprit authentique de la pierre dans le style des dernières tendances urbaines.
 Authentischer Steingeist im Stil der neuesten urbanen Trends.
 Espíritu de piedra auténtico al estilo de las últimas tendencias urbanas.

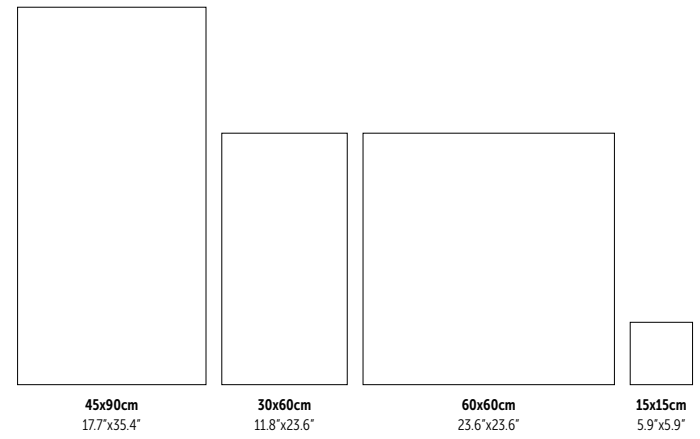
GREIGE **GREY** **ANTHRACITE**



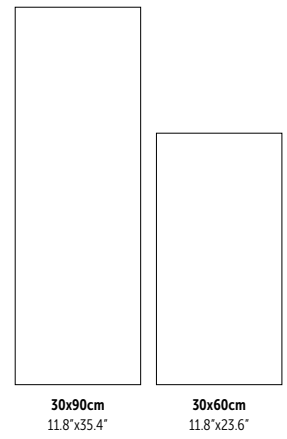
SEE IT IN YOUR ROOM!

Urban Stone Anthracite 44.3x88.8 cm ret. Natural P9113R

Porcelain Tiles
Wall & Floor



Wall Tiles
Wall



FINISHES

NATURAL
(Porcelain Tiles)
R10 / A
Class 1 / PTV ≥36

ANTI-SLIP
(Porcelain Tiles)
R11 / A+B+C
Class 3 / PTV ≥36

MATTE
(Wall Tiles)

URBAN STONE

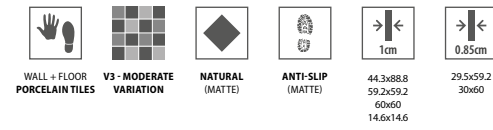


Urban Stone Grey 59.2x59.2 cm ret. Natural P6102R
Urban Stone Grey 29.5x59.2 cm ret. Anti-Slip P3095R



Wall:
Mosaic Herring Urban Stone Grey 24.5x27.5 cm DC5009
Urban Stone Grey 30x90 cm ret. R3206R

Floor:
Urban Stone Grey 59.2x59.2 cm ret. Natural P6102R



Wall:
Urban Stone Greige 30x90 cm ret. R3205R
Mosaic Herring Urban Stone Greige 24.5x27.5 cm DC5008

Floor:
Urban Stone Greige 59.2x59.2 cm ret. Natural P6101R




GREIGE
44.3x88.8 cm ret. P9111R | GD13




GREIGE
59.2x59.2 cm ret. 60x60 cm P6101R | GD09



GREIGE
14.6x14.6 cm ret. P6101RC5 | GD22



GREIGE
29.5x59.2 cm ret. 30x60 cm P3091R | GD07



MOSAIC URBAN STONE GREIGE
(4.7X4.7 cm) (PIECE) DC4001 | GJ35




GREY
44.3x88.8 cm ret. P9112R | GD13



GREY
59.2x59.2 cm ret. 60x60 cm P6102R | GD09




GREY
14.6x14.6 cm ret. P6102RC5 | GD22



GREY
29.5x59.2 cm ret. 30x60 cm P3092R | GD07



MOSAIC URBAN STONE GREY
(4.7X4.7 cm) (PIECE) DC4002 | GJ35




ANTHRACITE
44.3x88.8 cm ret. P9113R | GD13



ANTHRACITE
59.2x59.2 cm ret. 60x60 cm P6103R | GD09



ANTHRACITE
14.6x14.6 cm ret. P6103RC5 | GD22



ANTHRACITE
29.5x59.2 cm ret. 30x60 cm P3093R | GD07



MOS. URBAN STONE ANTHRACITE
(4.7X4.7 cm) (PIECE) DC4003 | GJ35


SPECIAL PIECES

Stairstep Degrau . Nez-de-Marche Stufe . Peldaño	Step Extra Fluted* Degrau Espessurado. Nez de Marche Forte Épaisseur Winkelstufe . Peldaño con Espesor	Skirting Rodapé . Plinthe Sockel . Rodapié
44.3x88.8x1 cm ret. GJ46	29.5x88.8x1 cm ret. GJ59	8x44.3x1 cm ret. GJ09
59.2x59.2x1 cm ret. GJ42	29.5x59.2x1 cm ret. GJ58	8x59.2x1 cm ret. GJ14
29.5x59.2x1 cm ret. GJ33	29.5x59.2x0.85 cm ret. GJ58	8x59.2x0.85 cm ret. GJ14
29.5x59.2x0.85 cm ret. GJ30		8x60x1 cm GJ10
60x60x1 cm GJ36		8x60x0.85 cm GJ10
30x60x1 cm GJ28		
30x60x0.85 cm GJ24		

PACKING AND WEIGHT


Sizes (cm) Dimensão . Format Maße . Formato	Pieces Peças . Pièces Stück . Piezas	SQM M²	Weight Peso . Poids Gewicht . Peso	Box Caixa . Boite Karton . Caja	SQM M²	Weight Peso . Poids Gewicht . Peso
44.3x88.8x1 ret.	2	0.787	17.72	43	33.841	782
59.2x59.2x1 ret.	3	1.050	23.20	36	37.800	855
29.5x59.2x0.85 ret.	7	1.220	22.60	40	48.800	924
14.6x14.6x1 ret.	38	0.810	16.84	52	42.120	925
60x60x1	3	1.080	23.78	36	38.880	876
30x60x0.85	7	1.260	23.40	40	50.400	956

* Minimum of 10 pieces . Quantidade mínima de 10 peças . Quantité minimum de 10 pièces . Mindestmenge: 10 Stücke . Cantidad mínima de 10 piezas




Wall:
Urban Stone Anthracite 29.5x59.2 cm ret. R3736R
Urban Stone Greige 29.5x59.2 cm ret. R3734R

Floor:
Urban Stone Greige 59.2x59.2 cm ret. Natural P6101R




GREIGE
30x90 cm ret. R3205R | GB11



ANTHRACITE
30x90 cm ret. R3207R | GB11




MURETTO MIX GREIGE ^m
30x90 cm ret. R3208R | GB14




ANTHRACITE
29.5x59.2 cm ret. 30x60 cm R3736R | GB06
R3736 | GA14




GREIGE
29.5x59.2 cm ret. 30x60 cm R3734R | GB06
R3734 | GA14



MOSAIC URBAN STONE GREIGE
(2.5X2.5 cm) (PIECE) DC2001 | GJ35



MOS. URBAN STONE ANTHRACITE
(2.5X2.5 cm) (PIECE) DC2003 | GJ35



MOSAIC MIX URBAN STONE
(2.5X2.5 cm) (PIECE) DC2004^(A) | GJ36



MURETTO MIX GREIGE ^m
29.5x59.2 cm ret. 30x60 cm R3737R | GB08
R3737 | GA18



MOSAIC HERRING URBAN STONE GREIGE
(2.8X6.5 cm) (PIECE) DC5008 | GJ33




MOSAIC HERRING URBAN STONE ANTHRACITE
(2.8X6.5 cm) (PIECE) DC5010 | GJ33


^(A) Random Drawing - Desenho Aleatório - Dessin Aléatoire
Wechselndes Design - Diseño Aleatorio



Mosaic Herring Urban Stone Greige 24.5x27.5 cm DC5008




GREY
30x90 cm ret. R3206R | GB11



MURETTO MIX GREY ^m
30x90 cm ret. R3209R | GB14



GREY
29.5x59.2 cm ret. 30x60 cm R3735R | GB06
R3735 | GA14



MOSAIC URBAN STONE GREY
(2.5X2.5 cm) (PIECE) DC2002 | GJ35



MURETTO MIX GREY ^m
29.5x59.2 cm ret. 30x60 cm R3738R | GB08
R3738 | GA18



MOSAIC HERRING URBAN STONE GREY
(2.8X6.5 cm) (PIECE) DC5009 | GJ33

SPECIAL PIECES



Profile
Perfil . Profil
Profil . Perfil

2x30x1.17 cm ret. | GJ35

2x59.2x0.85 cm ret. | GJ44

2x29.5x0.85 cm ret. | GJ35

Urban Stone Grey 30x90 cm ret. R3206R



Muretto Mix Urban Stone Grey

PACKING AND WEIGHT

Size (cm) Dimensão . Format Maße . Formato	Pieces Peças . Pièces Stück . Piezas	SQM M ²	Weight Peso . Poids Gewicht . Peso	Box Caixa . Boite Karton . Caja	SQM M ²	Weight Peso . Poids Gewicht . Peso
30x90x1.17 ret.	4	1.080	21.32	40	43.200	872
29.5x59.2x0.85 ret.	8	1.400	19.81	32	44.800	654
30x60x0.85	8	1.460	20.63	32	46.720	680



BALANCE

Harmonious and welcoming spaces.

Espaços harmoniosos e acolhedores.
 Espaces harmonieux et accueillants.
 Harmonische und gemütliche Räume.
 Espacios armoniosos y acogedores.


BEIGE

SILVER


GREY

CEPPO DI GRE




 **Porcelain Tiles**
Wall & Floor


 **Wall Tiles**
Wall



60x60cm
23.6"x23.6"



30x90cm
11.8"x35.4"



30x60cm
11.8"x23.6"



SEE IT IN YOUR ROOM!

Wall:
Balance Silver 30x90 cm ret. R3192R

Floor:
Balance Silver 59.2x59.2 cm ret. P6092R

FINISHES

NATURAL
 (Porcelain Tiles)
 R10
 A+B
 Class 1
 PTV ≥36

MATTE
 (Wall Tiles)



Muretto Balance Silver 29.5x59.2 cm ret. R3727R



Cubic Balance Silver 30x90 cm ret. R3197R




Wall:
Balance Grey 30x90 cm ret. R3193R
Balance Ceppo di Gre 30x90 cm ret. R3195R
Floor:
Balance Grey 59.2x59.2 cm ret. P6093R

BALANCE



BEIGE
59.2x59.2 cm ret.
60x60 cm
P6091R | GD08
P6091 | GC07



MOSAIC BALANCE BEIGE
(4.7X4.7 CM) (PIECE)
29.5x29.5x1 cm DC985 | GJ28



SILVER
59.2x59.2 cm ret.
60x60 cm
P6092R | GD08
P6092 | GC07




MOSAIC BALANCE SILVER
(4.7X4.7 CM) (PIECE)
29.5x29.5x1 cm DC986 | GJ28




GREY
59.2x59.2 cm ret.
60x60 cm
P6093R | GD08
P6093 | GC07



MOSAIC BALANCE GREY
(4.7X4.7 CM) (PIECE)
29.5x29.5x1 cm DC987 | GJ28



CEPPO DI GRE
59.2x59.2 cm ret.
60x60 cm
P6094R | GD08
P6094 | GC07



MOSAIC BALANCE CEPPO DI GRE
(4.7X4.7 CM) (PIECE)
29.5x29.5x1 cm DC988 | GJ28

SPECIAL PIECES

Stairstep Degrau . Nez-de-Marche Stufe . Peldaño	Step Extra Fluted* Degrau Espessurado . Nez de Marche Forte Epaisseur Winkelstufe . Peldaño con Espesor	Skirting Rodapé . Plinthe Sockel . Rodapié
59.2x59.2x1 cm ret. GJ42	29.5x59.2x1 cm ret. GJ58	8x59.2x1 cm ret. GJ14
29.5x59.2x1 cm ret. GJ33		8x60x1 cm GJ10
60x60x1 cm GJ36		
30x60x1 cm GJ28		

PACKING AND WEIGHT

Sizes (cm) Dimensão . Format Maße . Formato	Pieces Peças . Pièces Stück . Piezas	SQM M ²	Weight Peso . Poids Gewicht . Peso	Box Caixa . Bolte Karton . Caja	SQM M ²	Weight Peso . Poids Gewicht . Peso
59.2x59.2x1 ret.	3	1.050	23.20	36	37.800	855
60x60x1	3	1.080	23.78	36	38.880	876

* Minimum of 10 pieces . Quantidade mínima de 10 peças . Quantité minimum de 10 pièces . Mindestmenge: 10 Stücke . Cantidad mínima de 10 piezas



Balance Grey 59.2x59.2 cm ret. P6093R




Wall:
Balance Beige 30x90 cm ret. R3191R
Muretto Balance Beige 30x90 cm ret. R3201R

Floor:
Balance Beige 59.2x59.2 cm ret. P6091R



BEIGE
 30x90 cm ret. R3191R | GB10



SILVER
 30x90 cm ret. R3192R | GB10



MURETTO BEIGE m²
 30x90 cm ret. R3201R | GB13



MURETTO SILVER m²
 30x90 cm ret. R3202R | GB13



CUBIC BEIGE m²
 30x90 cm ret. R3196R | GB13



CUBIC SILVER m²
 30x90 cm ret. R3197R | GB13



BEIGE
 29.5x59.2 cm ret. R3717R | GB04
 30x60 cm R3717 | GA12



SILVER
 29.5x59.2 cm ret. R3718R | GB04
 30x60 cm R3718 | GA12




MURETTO BEIGE m²
 29.5x59.2 cm ret. R3726R | GB07
 30x60 cm R3726 | GA15



MURETTO SILVER m²
 29.5x59.2 cm ret. R3727R | GB07
 30x60 cm R3727 | GA15




CUBIC BEIGE m²
 30x60 cm R3723 | GA15



MOSAIC BALANCE BEIGE
 (2.5X2.5 CM) (PIECE)
 29.5x29.5x0.85 cm DC2039 | GJ32




CUBIC SILVER m²
 30x60 cm R3724 | GA15



MOSAIC BALANCE SILVER
 (2.5X2.5 CM) (PIECE)
 29.5x29.5x0.85 cm DC2040 | GJ32

BALANCE




GREY
30x90 cm ret. R3193R | GB10



CEPPPO DI GRE
30x90 cm ret. R3195R | GB10




MURETTO GREY ^{m²}
30x90 cm ret. R3203R | GB13




CEPPPO DI GRE
29.5x59.2 cm ret. R3722R | GB04
30x60 cm R3722 | GA12




CUBIC GREY ^{m²}
30x90 cm ret. R3198R | GB13




GREY
29.5x59.2 cm ret. R3719R | GB04
30x60 cm R3719 | GA12



MURETTO GREY ^{m²}
29.5x59.2 cm ret. R3728R | GB07
30x60 cm R3728 | GA15



CUBIC GREY ^{m²}
30x60 cm R3725 | GA15



MOSAIC BALANCE GREY
(2.5X2.5 CM) (PIECE)
29.5x29.5x0.85 cm DC2041 | GJ32

SPECIAL PIECES



Profile

Perfil . Profil
Profil . Profil

2x30x1.17 cm ret. | GJ35

2x59.2x0.85 cm ret. | GJ44

2x29.5x0.85 cm ret. | GJ35

PACKING AND WEIGHT

Sizes (cm) Dimensão . Format Maße . Formato	Pieces Peças . Pièces Stück . Piezas	SQM M²	Weight Peso . Poids Gewicht . Peso	Box Caixa . Boite Karton . Caja	SQM M²	Weight Peso . Poids Gewicht . Peso
30x90x1.17 ret.	4	1.080	21.32	40	43.200	872
29.5x59.2x0.85 ret.	8	1.400	19.81	32	44.800	654
30x60x0.85	8	1.460	20.63	32	46.720	680



Balance Ceppo di Gre 30x90 cm ret. R3195R



SERENIA

Serene and elegant spaces.


Espaços serenos e elegantes.
 Espaces sereins et élégants.
 Ruhige und elegante Räume.
 Espacios amplios y elegantes.

BEIGE

GREY



 **Wall Tiles**
 Wall



30x90cm
11.8"x35.4"

FINISH

MATTE



Wall:
 Serena Beige 30x90 cm ret. R3224R
 Prisma Serena Beige 30x90 cm ret. R3226R
 Mosaic Herring Serena Beige 24.5x27.5 cm DC5011

Floor:
 Noble Raffia 22.05x88.8 cm ret. Natural P9114C2
 Noble Raffia 14.5x88.8 cm ret. Natural P9114C3


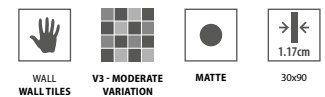


Prisma Serena Grey 30x90 cm ret. R3227R




Wall:
Serena Grey 30x90 cm ret. R3225R


Floor:
Avenue Anthracite 59.2x59.2 cm ret. P6068R




BEIGE
30x90 cm ret. R3224R | GB10



GREY
30x90 cm ret. R3225R | GB10



PRISMA BEIGE m²
30x90 cm ret. R3226R | GB14



PRISMA GREY m²
30x90 cm ret. R3227R | GB14



MOSAIC HERRING SERENA BEIGE (2.8X6.5 cm)
(PIECE) 24.5x27.5x1.17 cm DC5011 | GJ33



MOSAIC HERRING SERENA GREY (2.8X6.5 cm)
(PIECE) 24.5x27.5x1.17 cm DC5012 | GJ33

SPECIAL PIECES



Profile
Perfil . Profil
2x30x1.17 cm ret. | GJ35

PACKING AND WEIGHT

Sizes (cm)	Pieces	SQM	Weight	Box	SQM	Weight
Dimensão . Format Maße . Formato	Peças . Pièces Stück . Piezas	M ²	Peso . Poids Gewicht . Peso	Caixa . Boite Karton . Caja	M ²	Peso . Poids Gewicht . Peso
30x90x1.17 ret.	4	1.080	21.32	40	43.200	872



OCEANI

Soft and natural lines that invites to relax.

Linhas suaves e naturais que convidam ao relaxamento.
 Des lignes douces et naturelles qui invitent à la relaxation.
 Weichen und natürlichen Linien, die zum Entspannen einladen.
 Líneas suaves y naturales que invitan a relajarse.



BEIGE
 29.5x59.2 cm ret.
 30x60 cm

□
 R845R | GB04
 R845 | GA12



GREY
 29.5x59.2 cm ret.
 30x60 cm

□
 R846R | GB04
 R846 | GA12

SPECIAL PIECES



Profile	Perfil . Profil
2x59.2x0.85 cm ret. GJ44	
2x29.5x0.85 cm ret. GJ35	

PACKING AND WEIGHT

Sizes (cm)	Pieces	SQM	Weight	Box	SQM	Weight
29.5x59.2x0.85 ret.	8	1.400	19.81	32	44.800	654
30x60x0.85	8	1.460	20.63	32	46.720	680

Wall:
Ocean Beige 29.5x59.2 cm R845R

Floor:
Bosco Castagno 10x60 cm P3026C1



GRANIIT

The eternal nobility of granite.

A eterna nobreza do granito.
 La noblesse éternelle du granit.
 Der ewige Adel des Granits.
 La nobleza eterna del granito.



BEIGE
45x45 cm

C458 | G106

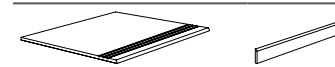


GREY
45x45 cm

C457 | G106

Granit Grey 45x45 cm C457

SPECIAL PIECES



Stairstep
Degrau . Nez-de-Marche
Stufe . Peldaño

45x45x0.85 cm | GJ21

Skirting
Rodapé . Plinthe
Socket . Rodapié

8x45x0.85 cm | GJ03

PACKING AND WEIGHT

Sizes (cm)	Pieces	SQM	Weight	Box	SQM	Weight
Dimensão . Format	Peças . Pièces	M ²	Peso . Poids	Caixa . Boite	M ²	Peso . Poids
Maße . Formato	Stück . Piezas	M ²	Gewicht . Peso	Karton . Caja	M ²	Gewicht . Peso
45x45x0.85	5	1.010	18.23	36	36.360	671





SEE IT IN YOUR ROOM!


Dandy Grey 20x20 cm PH66
 Mosaic Dandy Terrazzo Grey 20x20 cm DC8008
 Dandy Terrazzo Grey 20x20 cm PH71


DANDY

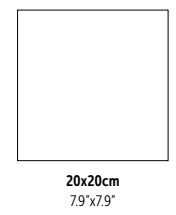
Recreation of timeless terrazzo for the elaboration of bold spaces.

Recriação do terrazzo intemporal para a criação de ambientes arrojados.
 Réinterprétation de l'intemporalité du terrazzo pour créer des environnements audacieux.
 Nachbildung von zeitlosem Terrazzo, um gewagte Umgebungen zu schaffen.
 Recreación de terrazzo atemporal para crear entornos atrevidos.

WHITE BEIGE GREY ANTHRACITE GREEN



 **Glazed Floor Tiles**
 Wall & Floor



20x20cm
 7.9"x7.9"

FINISH

NATURAL
 R10
 A
 Class 3
 PTV ≥36



Dandy Terrazzo Anthracite 20x20 cm PH72
Dandy Anthracite 20x20 cm PH67



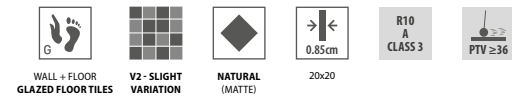
Wall:
Dandy Terrazzo Beige 20x20 cm PH70

Floor:
Dandy Beige 20x20 cm PH65



Wall:
Dandy Terrazzo White 20x20 cm PH69
Mosaic Dandy Terrazzo White 20x20 cm DC8006
Chroma Blush 13x13 cm C1311

Floor:
Dandy White 20x20 cm PH64



WHITE 20x20 cm PH64 G107	BEIGE 20x20 cm PH65 G107	GREY 20x20 cm PH66 G107	ANTHRACITE 20x20 cm PH67 G107	GREEN 20x20 cm PH68 G107
TERRAZZO WHITE 20x20 cm PH69 G111	TERRAZZO BEIGE 20x20 cm PH70 G111	TERRAZZO GREY 20x20 cm PH71 G111	TERRAZZO ANTHRACITE 20x20 cm PH72 G111	TERRAZZO GREEN 20x20 cm PH73 G111
MOSAIC DANDY WHITE (3.2X9.9 CM) 20x20 cm DC8001 GJ14	MOSAIC DANDY BEIGE (3.2X9.9 CM) 20x20 cm DC8002 GJ14	MOSAIC DANDY GREY (3.2X9.9 CM) 20x20 cm DC8003 GJ14	MOSAIC DANDY ANTHRACITE (3.2X9.9 CM) 20x20 cm DC8004 GJ14	MOSAIC DANDY GREEN (3.2X9.9 CM) 20x20 cm DC8005 GJ14
MOSAIC DANDY TERRAZZO WHITE (3.2X9.9 CM) 20x20 cm DC8006 GJ14	MOSAIC DANDY TERRAZZO BEIGE (3.2X9.9 CM) 20x20 cm DC8007 GJ14	MOSAIC DANDY TERRAZZO GREY (3.2X9.9 CM) 20x20 cm DC8008 GJ14	MOSAIC DANDY TERRAZZO ANTHRACITE (3.2X9.9 CM) 20x20 cm DC8009 GJ14	MOSAIC DANDY TERRAZZO GREEN (3.2X9.9 CM) 20x20 cm DC8010 GJ14

SPECIAL PIECES



Skirting
 Rodapé . Plinthe
 Sockel . Rodapié
 8x20x0.85 cm | GJ01

PACKING AND WEIGHT

Sizes (cm) Dimensão . Format Maße . Formato	Pieces Peças . Pièces Stück . Piezas	SQM M ²	Weight Peso . Poids Gewicht . Peso	Box Caixa . Bolte Karton . Caja	SQM M ²	Weight Peso . Poids Gewicht . Peso
20x20x0.85	20	0.800	14.44	72	57.600	1060



Mosaic Dandy Green 20x20 cm DC8005
Dandy Green 20x20 cm PH68
Dandy Terrazzo Green 20x20 cm PH73

GLAZED EDGE
 > 50% PIECES
 (13x13)

Over 50% of the 13x13 size present one glazed edge, allowing for perfect application finishes.
 Mais de 50% das peças 13x13 incluem uma aresta vidrada para garantir um acabamento perfeito.
 Plus de 50% des pièces au format 13x13 ont un bord émaillé afin de garantir une finition parfaite.
 Mehr als 50% der Fliesen 13x13 enthalten eine glasierte Kante, um ein perfekten Abschluss zu gewährleisten.
 Más del 50% de las piezas de 13x13 incluyen un borde acristalado para garantizar un acabado perfecto.



BIM



SEE IT IN YOUR ROOM!

Chroma Lichen Green 13x13 cm C1313

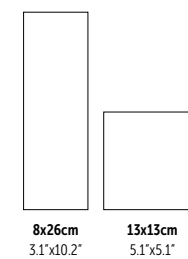
CHROMA

Modern and desaturated colours for elegant and timeless spaces.

Cores modernas e dessaturadas para ambientes elegantes e intemporais.
 Des couleurs modernes et douces pour des environnements élégants et intemporels.
 Moderne, helle Farben für elegante, zeitlose Umgebungen.
 Colores modernos y desaturados para entornos elegantes y atemporales.

COTTON WHITE	CHAMPAGNE	GINKGO YELLOW	BLUSH
OFF-WHITE	LINEN	SAFFRON YELLOW	MISTY CORAL
SOFT GREY	GRAPHITE	LICHEN GREEN	BLUE PEARL
PEPPER GREY	CHARCOAL BLACK	SAGE GREEN	MISTY BLUE

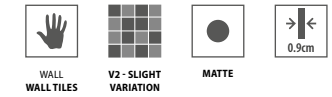
Wall Tiles
 Wall






CHROMA






13x13cm




8.6x26.2cm



13x13cm



8.6x26.2cm




COTTON WHITE
13x13 cm

C1301 | GG03



OFF-WHITE
13x13 cm

C1302 | GG03




COTTON WHITE
8.6x26.2 cm

C0801 | GG03



OFF-WHITE
8.6x26.2 cm

C0802 | GG03




CHAMPAGNE
13x13 cm

C1303 | GG03




LINEN
13x13 cm

C1304 | GG03



CHAMPAGNE
8.6x26.2 cm

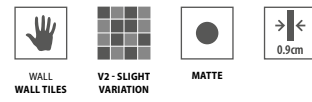
C0803 | GG03



LINEN
8.6x26.2 cm

C0804 | GG03

Chroma Off-White 13x13 cm C1302
Chroma Cotton White 8.6x26.2 cm C0801



13x13cm




GINKGO YELLOW
13x13 cm

C1309 | GG03




SAFFRON YELLOW
13x13 cm

C1310 | GG03



8.6x26.2cm



GINKGO YELLOW
8.6x26.2 cm

C0809 | GG03



SAFFRON YELLOW
8.6x26.2 cm

C0810 | GG03



13x13cm




BLUSH
13x13 cm

C1311 | GG03




MISTY CORAL
13x13 cm

C1312 | GG03




8.6x26.2cm



BLUSH
8.6x26.2 cm

C0811 | GG03



MISTY CORAL
8.6x26.2 cm


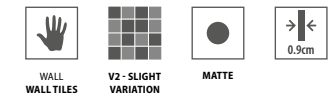
C0812 | GG03



Semi Round Bullnose Chroma Blush 2x13 cm SRC1311
Chroma Blush 13x13 cm C1311
Chroma Misty Coral 8.6x26.2 cm C0812



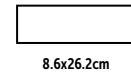
Chroma Graphite 8.6x26.2 cm C0807



SOFT GREY
13x13 cm C1305 | GG03



PEPPER GREY
13x13 cm C1306 | GG03




SOFT GREY
8.6x26.2 cm C0805 | GG03




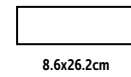
PEPPER GREY
8.6x26.2 cm C0806 | GG03




GRAPHITE
13x13 cm C1307 | GG03



CHARCOAL BLACK
13x13 cm C1308 | GG03




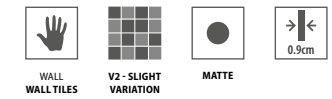
GRAPHITE
8.6x26.2 cm C0807 | GG03



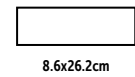
CHARCOAL BLACK
8.6x26.2 cm C0808 | GG03




Chroma Off-White 13x13 cm C1302
Chroma Misty Blue 13x13 cm C1316



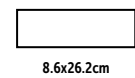
13x13cm



8.6x26.2cm



13x13cm



8.6x26.2cm



LICHEN GREEN
13x13 cm

C1313 | GG03




SAGE GREEN
13x13 cm

C1314 | GG03



LICHEN GREEN
8.6x26.2 cm

C0813 | GG03




SAGE GREEN
8.6x26.2 cm

C0814 | GG03




BLUE PEARL
13x13 cm

C1315 | GG03




MISTY BLUE
13x13 cm

C1316 | GG03



BLUE PEARL
8.6x26.2 cm

C0815 | GG03



MISTY BLUE
8.6x26.2 cm

C0816 | GG03

SPECIAL PIECES

Convex Quarter-Round	Convex Quarter-Round Corner	Concave Quarter-Round	Concave Quarter-Round Corner	Semi Round Bullnose
CV 3x13 GJ10	CCV 3x3 GJ10	CC 3x13 GJ10	CCC 3x3 GJ10	SRC 2x13 GJ10

PACKING AND WEIGHT

Sizes (cm) Dimensão, Format Maße, Formato	Pieces Peças, Pièces Stück, Piezas	SQM M²	Weight Peso, Poids Gewicht, Peso	Box Caixa, Boîte Karton, Caja	SQM M²	Weight Peso, Poids Gewicht, Peso
8.6x26.2x0.9	25	0.563	8.74	72	40.536	645
13x13x0.9	25	0.420	6.49	144	60.480	955



RAKU

Artesanal style with a modern look.

Estilo artesanal num visual moderno.
 Style artisanal pour un look moderne.
 Antiker Stil im modernen Look.
 Estilo artesanal con un aspecto moderno.

WARM
WHITE

GREY

GREEN
JADE


BLUE
COBALT

OYSTER

GREIGE

TERRACOTA

BLACK
LAVA



Wall Tiles
Wall



6x27cm
2.4'x10.6"

FINISH

SHINE

BIM



SEE IT IN YOUR
ROOM!

Wall:
Raku Green Jade 5,6x26,7 cm R2775C8
Floor:
Nogal Honey 22,05x28,8 cm ref. Natural P9187C2
Nogal Honey 14,5x38,8 cm ref. Natural P9187C3



Wall:
Raku Warm White 5.6x26.7 cm R2771C8
Floor:
Magma Light Grey 45x45 cm PE051



Wall:
Raku Greige 5.6x26.7 cm R2773C8
Mosaic Town Magma Sand 29.5x31 cm DC1026
Magma Sand 29.5x59.2 cm ret. R3826R
Floor:
Magma Sand 59.2x59.2 cm ret. Natural P6200R



Wall:
Raku Blue Cobalt 5.6x26.7 cm R2776C8
Floor:
Magma Light Grey 59.2x59.2 cm ret. Natural P6201R



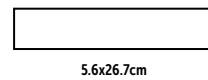
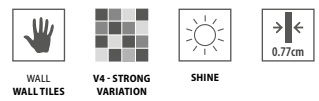
Wall:
Raku Oyster 5.6x26.7 cm R2772C8

Floor:
Bosco Noce 22.05x88.8 cm ret. Natural P9081C2
Bosco Noce 14.5x88.8 cm ret. Natural P9081C3



Wall:
Raku Terracota 5.6x26.7 cm R2777C8

Floor:
Nogal Coffee 10x60 cm Natural P3133C1




Wall:
 Raku Black Lava 5.6x26.7 cm R2778C8
 Muse White 44.3x88.8 cm ret. Satin P9134R

Floor:
 Noble Camel 22.05x88.8 cm ret. Natural P9115C2
 Noble Camel 14.5x88.8 cm ret. Natural P9115C3




WARM WHITE
 5.6x26.7 cm R2771C8 | GA22



GREEN JADE
 5.6x26.7 cm R2775C8 | GA22




OYSTER
 5.6x26.7 cm R2772C8 | GA22



BLUE COBALT
 5.6x26.7 cm R2776C8 | GA22




GREIGE
 5.6x26.7 cm R2773C8 | GA22



TERRACOTA
 5.6x26.7 cm R2777C8 | GA22



GREY
 5.6x26.7 cm R2774C8 | GA22



BLACK LAVA
 5.6x26.7 cm R2778C8 | GA22

PACKING & WEIGHT

Sizes (cm)	Pieces	SQM	Weight	Box	SQM	Weight
Dimensão . Format	Peças . Pièces	M²	Peso . Poids	Caixa . Boîte	M²	Peso . Poids
Maße . Formato	Stück . Piezas		Gewicht . Peso	Karton . Caja		Gewicht . Peso
5.6x26.7x0.77	48	0.78	9.15	96	74.69	893



BIM



SEE IT IN YOUR ROOM!

Wall:
Urban Atelier Papiro 6.7x14 cm Q6010
Floor:
Backstage Dark Grey 59.2x59.2 cm ret. Natural P6122R

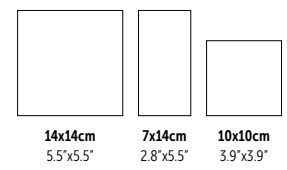
URBANI ATELIER

Soft textures with unique colours for customized decor.

Suaves texturas com cores únicas para decorações personalizadas.
Textures douces aux couleurs uniques pour des décorations personnalisées.
Weiche Texturen mit einzigartigen Farben für individuelle Dekoration.
Texturas suaves con colores únicos para decoraciones personalizadas.

BRANCO	CREME	MARFIM	PÉROLA	BEGE	PAPIRO
AREIA	CAMOMILA	AMARELO	TANGERINA	ÂMBAR	LARANJA
CAMELO	CAMURÇA	SALMÃO	PAPAIA	ROSA CLARA	ROSA VELHO
CASTANHO	CACAU	SANGUE DE BOI	ENCARNADO	BERINGELA	PRETO
KIWI	ALFACE	VERDE ÁGUA	ESMERALDA	CINZA CLARO	ÁRTICO
MENTA	BOSQUE	VERDE GARRAFA	VERDE NEGRO	CINZA ESCURO	LAGOA
NÓRDICO	CELESTE	TURQUESA	ALFAZEMA	TEMPESTADE	INDIGO
ATLÂNTICO	TEJO	PETRÓLEO	SAFIRA	MARINHO	COBALTO

Wall Tiles
Wall



FINISH
SHINE

Urban ATELIER

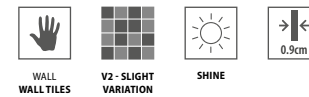


Urban Atelier Cinza Escuro 6.7x14 cm Q6450



Urban Atelier Bosque 6.7x14 cm Q6200

Credo Restaurant, Norway
Photography: Geir Mogen


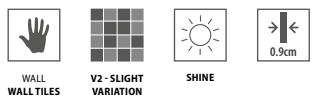


Urban Atelier Rosa Clara 10x10 cm A480

TANGERINA 14x14 cm B2300 GG03 10x10 cm A2300 GG03	SALMÃO 14x14 cm B6300 GG03 10x10 cm A6300 GG03	PAPAIA 14x14 cm B6350 GG06 10x10 cm A6350 GG06	TEMPESTADE 14x14 cm B6110 GG03 10x10 cm A6110 GG03	ALFAZEMA 14x14 cm B6100 GG03 10x10 cm A6100 GG03	ÍNDIGO 14x14 cm B2100 GG03 10x10 cm A2100 GG03
LARANJA 14x14 cm B5200 GG06 10x10 cm A5200 GG06	ENCARNADO 14x14 cm B3700 GG06 10x10 cm A3700 GG06	SANGUE DE BOI 14x14 cm B3500 GG06 10x10 cm A3500 GG06	SAFIRA 14x14 cm B5000 GG03 10x10 cm A5000 GG03	TEJO 14x14 cm B5610 GG03 10x10 cm A5610 GG03	CELESTE 14x14 cm B5930 GG03 10x10 cm A5930 GG03
ROSA CLARA 14x14 cm B4800 GG03 10x10 cm A4800 GG03	ROSA VELHO 14x14 cm B4700 GG03 10x10 cm A4700 GG03	BERINGELA 14x14 cm B4500 GG03 10x10 cm A4500 GG03	TURQUESA 14x14 cm B5100 GG03 10x10 cm A5100 GG03	LAGOA 14x14 cm B5900 GG03 10x10 cm A5900 GG03	PETRÓLEO 14x14 cm B5600 GG03 10x10 cm A5600 GG03
ESMERALDA 14x14 cm B1420 GG03 10x10 cm A1420 GG03	VERDE ÁGUA 14x14 cm B1410 GG03 10x10 cm A1410 GG03	VERDE GARRAFA 14x14 cm B6210 GG06 10x10 cm A6210 GG06	ÁRTICO 14x14 cm B5910 GG03 10x10 cm A5910 GG03	NÓRDICO 14x14 cm B6410 GG03 10x10 cm A6410 GG03	ATLÂNTICO 14x14 cm B5620 GG03 10x10 cm A5620 GG03
KIWI 14x14 cm B5710 GG03 10x10 cm A5710 GG03	MENTA 14x14 cm B1310 GG03 10x10 cm A1310 GG03	BOSQUE 14x14 cm B6200 GG06 10x10 cm A6200 GG06	PÉROLA 14x14 cm B2910 GG03 10x10 cm A2910 GG03	CREME 14x14 cm B4310 GG03 10x10 cm A4310 GG03	MARFIM 14x14 cm B2920 GG03 10x10 cm A2920 GG03
AMARELO 14x14 cm B5800 GG03 10x10 cm A5800 GG03	ALFACE 14x14 cm B4900 GG03 10x10 cm A4900 GG03	VERDE NEGRO 14x14 cm B1200 GG09 10x10 cm A1200 GG09	AREIA 14x14 cm B6000 GG03 10x10 cm A6000 GG03	PAPIRO 14x14 cm B6010 GG03 10x10 cm A6010 GG03	CAMOMILA 14x14 cm B6020 GG03 10x10 cm A6020 GG03
CAMURÇA 14x14 cm B5500 GG03 10x10 cm A5500 GG03	CAMELO 14x14 cm B5510 GG03 10x10 cm A5510 GG03	BEGE 14x14 cm B0600 GG03 10x10 cm A0600 GG03	CINZA CLARO 14x14 cm B6400 GG03 10x10 cm A6400 GG03	CINZA ESCURO 14x14 cm B6450 GG03 10x10 cm A6450 GG03	BRANCO 14x14 cm B0300 GG03 10x10 cm A0300 GG03
CACAU 14x14 cm B0100 GG03 10x10 cm A0100 GG03	CASTANHO 14x14 cm B5060 GG03 10x10 cm A5060 GG03	ÂMBAR 14x14 cm B3600 GG06 10x10 cm A3600 GG06	PRETO 14x14 cm B3800 GG06 10x10 cm A3800 GG06	MARINHO 14x14 cm B3200 GG09 10x10 cm A3200 GG09	COBALTO 14x14 cm B5010 GG06 10x10 cm A5010 GG06

The colours **Âmbar**, **Bosque** and **Verde Garrafa** have a crackled effect as an inherent characteristic. | Les couleurs **Âmbar**, **Bosque** et **Verde Garrafa** ont un effet craquelé comme une caractéristique inhérente. | Die Farben **Âmbar**, **Bosque** und **Verde Garrafa** haben als inhärente Eigenschaft einen Craquelé-Effekt. | Los colores **Âmbar**, **Bosque** y **Verde Garrafa** tienen un efecto craquelé como característica inherente.

Urban ATELIER



The colours **Ámbar** and **Bosque** have a cracked effect as an inherent characteristic.

As cores **Ámbar** e **Bosque** possuem um efeito craquelê como característica inerente. | Les couleurs **Ámbar** et **Bosque** ont un effet craquelé comme une caractéristique inhérente. | Die Farben **Ámbar** und **Bosque** haben als inhärente Eigenschaft einen Craquelé-Effekt. | Los colores **Ámbar** y **Bosque** tienen un efecto craquelé como característica inherente.

DECOR GLAM (12 DIFFERENT PIECES)



^(A) The Glam decoration consists in a set of 12 different pieces. In each box the combination of pieces is completely random. Handmade product subject to variations.

^(A) A decoração Glam é composta por um conjunto de 12 peças diferentes. Em cada caixa a combinação de peças é totalmente aleatória. Produto manual sujeito a variações.

^(A) La décoration Glam se compose d'un ensemble de 12 pièces différentes. Dans chaque boîte, la combinaison des pièces est totalement aléatoire. Produit fabriqué à la main, sujet aux variations.

^(A) Die Glam Dekoration besteht aus einer Gruppe von 12 verschiedenen Teilen. In jedem Karton ist die Kombination völlig zufällig. Handgemachtes Produkt, der Variationen unterliegt.

^(A) La decoración Glam consiste en un conjunto de 12 piezas diferentes. En cada caja la combinación de piezas es totalmente aleatoria. Producto manual sujeto a variaciones.



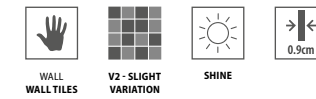
Urban Atelier Atlântico 10x10 cm A5620
Decor Glam Urban Atelier Atlântico 10x10 cm M5620



Urban Atelier Ámbar 10x10 cm A3600
Decor Glam Urban Atelier Ámbar 10x10 cm M3600




Urban Atelier Ártico 10x10 cm A5910
Profile Urban Atelier Ártico 2x10 cm PRFA5910



TANGERINA 6.7x14 cm Q2300 GG04	SALMÃO 6.7x14 cm Q6300 GG04	PAPAIA 6.7x14 cm Q6350 GG07	TEMPESTADE 6.7x14 cm Q6110 GG04	ALFAZEMA 6.7x14 cm Q6100 GG04	ÍNDIGO 6.7x14 cm Q2100 GG04
LARANJA 6.7x14 cm Q5200 GG07	ENCARNADO 6.7x14 cm Q3700 GG07	SANGUE DE BOI 6.7x14 cm Q3500 GG07	SAFIRA 6.7x14 cm Q5000 GG04	TEJO 6.7x14 cm Q5610 GG04	CELESTE 6.7x14 cm Q5930 GG04
ROSA CLARA 6.7x14 cm Q4800 GG04	ROSA VELHO 6.7x14 cm Q4700 GG04	BERINGELA 6.7x14 cm Q4500 GG04	TURQUESA 6.7x14 cm Q5100 GG04	LAGOA 6.7x14 cm Q5900 GG04	PETRÓLEO 6.7x14 cm Q5600 GG04
ESMERALDA 6.7x14 cm Q1420 GG04	VERDE ÁGUA 6.7x14 cm Q1410 GG04	VERDE GARRAFA 6.7x14 cm Q6210 GG07	ÁRTICO 6.7x14 cm Q5910 GG04	NÓRDICO 6.7x14 cm Q6410 GG04	ATLÂNTICO 6.7x14 cm Q5620 GG04
KIWI 6.7x14 cm Q5710 GG04	MENTA 6.7x14 cm Q1310 GG04	BOSQUE 6.7x14 cm Q6200 GG07	PÉROLA 6.7x14 cm Q2910 GG04	CREME 6.7x14 cm Q4310 GG04	MARFIM 6.7x14 cm Q2920 GG04
AMARELO 6.7x14 cm Q5800 GG04	ALFACE 6.7x14 cm Q4900 GG04	VERDE NEGRO 6.7x14 cm Q1200 GG10	AREIA 6.7x14 cm Q6000 GG04	PAPIRO 6.7x14 cm Q6010 GG04	CAMOMILA 6.7x14 cm Q6020 GG04
CAMURÇA 6.7x14 cm Q5500 GG04	CAMELO 6.7x14 cm Q5510 GG04	BEGE 6.7x14 cm Q0600 GG04	CINZA CLARO 6.7x14 cm Q6400 GG04	CINZA ESCURO 6.7x14 cm Q6450 GG04	BRANCO 6.7x14 cm Q0300 GG04
CACAU 6.7x14 cm Q0100 GG04	CASTANHO 6.7x14 cm Q5060 GG04	ÂMBAR 6.7x14 cm Q3600 GG07	PRETO 6.7x14 cm Q3800 GG07	MARINHO 6.7x14 cm Q3200 GG10	COBALTO 6.7x14 cm Q5010 GG07

The colours Âmbar, Bosque and Verde Garrafa have a crackled effect as an inherent characteristic.
As cores Âmbar, Bosque e Verde Garrafa possuem um efeito craquelê como característica inerente. | Les couleurs Âmbar, Bosque et Verde Garrafa ont un effet craquelé comme une caractéristique inhérente. | Die Farben Âmbar, Bosque und Verde Garrafa haben als inhärente Eigenschaft einen Craquelé-Effekt. | Los colores Âmbar, Bosque y Verde Garrafa tienen un efecto craquelé como característica inherente.



Special Pieces

SPECIAL PIECES

Convex Quarter-Round	Convex Quarter-Round Corner	Concave Quarter-Round	Concave Quarter-Round Corner	Semi Round Bullnose	Surface Bullnose	Profile
CV 3x10 GJ07	CCV 3x3 GJ09	CC 3x10 GJ07	CCC 3x3 GJ09	SRA 2x10 GJ09	SFA 2.5x10 GJ09	PRFA 2x10 GJ21
CV 3x14 GJ07		CC 3x14 GJ07		SRB 2x14 GJ10	SFB 2.5x14 GJ10	PRFB 2x14 GJ22






















PACKING AND WEIGHT

Sizes (cm) Dimensão . Format Maße . Format	Pieces Peças . Pièces Stück . Piezas	SQM M ²	Weight Peso . Poids Gewicht . Peso	Box Caixa . Boite Karton . Caja	SQM M ²	Weight Peso . Poids Gewicht . Peso
14x14x0.9	25	0.480	7.00	138	66.240	986
10x10x0.9	25	0.250	3.80	224	56.000	871
6.7x14x0.9	25	0.230	3.45	276	63.480	972

COLOUR PALETTE

COLOUR	ALELUIA CERÂMICAS	PANTONE	RAL	NCS
	TANGERINA	144C	1007	S 1070-Y30R
	SALMÃO	715C	1034	S 1050-Y40R
	PAPAIA	166C	2012	S 1070-Y70R
	LARANJA	1525C	2010	S 2070-Y60R
	ENCARNADO	485C 2X	3020	S 1080-Y90R
	SANGUE DE BOI	504C	3005	S 6030-R10B
	ROSA CLARA	701C	3015	S 2030-R10B
	ROSA VELHO	702C	3014	S 2050-R10B
	BERINGELA	5185C	4007	S 7020-R10B
	TEMPESTADE	533C	5013	S 6020-R70B
	ALFAZEMA	5285C	5014	S 4020-R70B
	ÍNDIGO	2726C	5002	S 3060-R70B
	SAFIRA	280C	5002	S 5040-R70B
	TEJO	5415C	5023	S 5020-B30G
	CELESTE	318C	6034	S 1030-B10G
	TURQUESA	562C	5021	S 3040-B50G
	LAGOA	569C	6033	S 4040-B50G
	PETRÓLEO	5473C	5009	S 5030-B30G
	ESMERALDA	346C	6019	S 2040-G10Y
	VERDE ÁGUA	577C	6019	S 1030-G30Y
	VERDE GARRAFA	3435C	6020	S 7020-G10Y
	KIWI	5777C	6025	S 2040-G70Y
	MENTA	575C	6010	S 4050-G30Y
	BOSQUE	350C	6002	S 6030-G10Y
	AMARELO	1235C	1003	S 1080-Y10R
	ALFACE	383C	6018	S 1060-G50Y
	VERDE NEGRO	3308C	6012	S 8010-B70G

COLOUR PALETTE

COLOUR	ALELUIA CERÂMICAS	PANTONE	RAL	NCS
	ÁRTICO	5455C	6034	S 0907-B80G
	NÓRDICO	5425C	5014	S 4020-R90B
	ATLÂNTICO	5405C		S 6020-B30G
	PÉROLA	4545C	9010	S 0505-Y
	CREME	4755C	9001	S 0907-Y70R
	MARFIM	WARM GRAY 1C	1013	S 0804-Y50R
	AREIA	460C	1000	S 1020-Y
	PAPIRO	1215C	1014	S 1030-Y
	CAMOMILA	122C	1012	S 1040-Y
	CINZA CLARO	422C	7038	S 2502-Y
	CINZA ESCURO	445C	7043	S 7502-B
	BRANCO		9016	S 0300-N
	CAMURÇA	730C	1011	S 3030-Y20R
	CAMELO	466C	1014	S 1515-Y20R
	BEGE	155C	1015	S 1010-Y30R
	CACAU	440C	8019	S 8010-Y90R
	CASTANHO	470C	8004	S 5040-Y50R
	ÂMBAR	139C	8001	S 2050-Y20R
	PRETO	BLACK 6 C 2X	8022	S 9000-N
	MARINHO	2768C	5013	S 6030-R70B
	COBALTO	2767C	5011	S 7020-R70B

The colour correspondences were made by approximation, and are therefore merely indicative.
 As correspondências de cores apresentadas foram feitas por aproximação, logo são meramente indicativas. La correspondance des couleurs présentées sont faites par proximité, donc ce sont des couleurs indicatifs. Die Farbensprechungen wurden durch Angleichung gemacht. Diese dienen lediglich zu Informationszwecken. Las correspondencias de color presentadas fueran hechas por aproximación, así que son meramente indicativas.




NEW ZELLIGE

Modern look with a handcrafted touch.

Visual moderno com um toque artesanal.
 Look moderne avec une touche artisanale.
 Moderner Look mit handgemachtem Touch.
 Visual moderno con un toque artesanal.


GLACIAR




SMOKE




CHARCOAL



JADE




SKY




NAVY




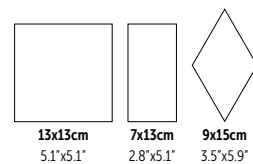

OLIVE



BLUSH



BURGUNDY



New Zellige Navy 6.5x13 cm J0607



Deliberi Iso Omena Restaurant, Finland
Photography: Riitta Sourander - Emo Media

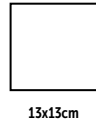
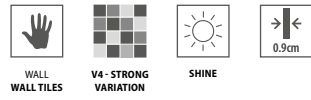
Diamond New Zellige Jade 9x15 cm LOS1304



New Zellige Burgundy 13x13 cm J1306




New Zellige Olive 13x13 cm J1308



13x13cm



GLACIAR
13x13 cm J1301 | GG04



SMOKE
13x13 cm J1303 | GG04



CHARCOAL
13x13 cm J1309 | GG06



6.5x13cm



GLACIAR
6.5x13 cm J0601 | GG05



SMOKE
6.5x13 cm J0603 | GG05



CHARCOAL
6.5x13 cm J0609 | GG07



9x15cm



DIAMOND GLACIAR m²
9x15 cm LOS1301 | GG10



DIAMOND SMOKE m²
9x15 cm LOS1303 | GG10



DIAMOND CHARCOAL m²
9x15 cm LOS1309 | GG11

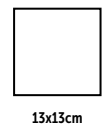
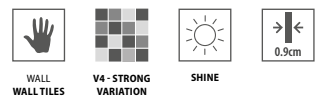


New Zellige Smoke 6.5x13 cm J0603



New Zellige Charcoal 13x13 cm J1309


NEW ZELLIGE



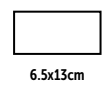
SKY
13x13 cm
J1305 | GG04



NAVY
13x13 cm
J1307 | GG06



JADE
13x13 cm
J1304 | GG04



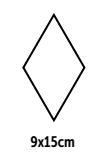
SKY
6.5x13 cm
J0605 | GG05



NAVY
6.5x13 cm
J0607 | GG07




JADE
6.5x13 cm
J0604 | GG05



DIAMOND SKY m²
9x15 cm
LOS1305 | GG10



DIAMOND NAVY m²
9x15 cm
LOS1307 | GG11



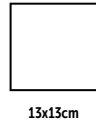
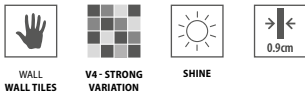
DIAMOND JADE m²
9x15 cm
LOS1304 | GG10



New Zellige Sky 6.5x13 cm J0605

Wall:
New Zellige Jade 13x13 cm J1304
Floor:
Urban Stone Grey 59.2x59.2 cm ret. Natural P6102R


NEW ZELLIGE




13x13cm



OLIVE
13x13 cm J1308 | GG06




BLUSH
13x13 cm J1302 | GG04




BURGUNDY
13x13 cm J1306 | GG06




6.5x13cm



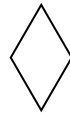
OLIVE
6.5x13 cm J0608 | GG07



BLUSH
6.5x13 cm J0602 | GG05




BURGUNDY
6.5x13 cm J0606 | GG07



9x15cm



DIAMOND OLIVE m²
9x15 cm LOS1308 | GG11



DIAMOND BLUSH m²
9x15 cm LOS1302 | GG10



DIAMOND BURGUNDY m²
9x15 cm LOS1306 | GG11

PACKING AND WEIGHT

 Sizes (cm) Dimensão - Format Maße - Formato	 Pieces Peças - Pièces Stück - Piezas	 SQM M ²	 Weight Peso - Poids Gewicht - Peso	 Box Caixa - Boite Karton - Caja	 SQM M ²	 Weight Peso - Poids Gewicht - Peso
13x13x0.9	25	0.420	6.49	144	60.480	955
6.5x13x0.9	25	0.200	3.17	288	57.600	933
LOS 9x15x0.9	25	0.170	2.54	240	40.800	630



Diamond New Zellige Blush 9x15 cm LOS1302




Scales Cobalto 13.5x15 cm SCL5010

SCALES


A creative way to dress up walls.

Uma forma criativa de vestir paredes.
 Une façon créative d'habiller les murs.
 Eine kreative Art, um Wände zu verkleiden.
 Una forma creativa para vestir las paredes.

BRANCO




PÉROLA



ÁRTICO



CINZA CLARO



ÂMBAR



MENTA




NÓRDICO



PRETO



SANGUE DE BOI




BOSQUE



ATLÂNTICO



COBALTO



Wall Tiles
Wall




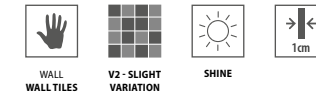
13.5x15cm
5.3"x5.9"

FINISH

SHINE



Scales Ártico 13.5x15 cm SCL5910
 Scales Nórdico 13.5x15 cm SCL6410
 Scales Atlântico 13.5x15 cm SCL5620



Scales Cinza Claro 13.5x15 cm SCL6400

The colours **Âmbar** and **Bosque** have a crackled effect as an inherent characteristic.
 As cores **Âmbar** e **Bosque** possuem um efeito craquelê como característica inerente.
 Les couleurs **Âmbar** et **Bosque** ont un effet craquelé comme une caractéristique inhérente.
 Die Farben **Âmbar** und **Bosque** haben als inhärente Eigenschaft einen Craquelé-Effekt.
 Los colores **Âmbar** y **Bosque** tienen un efecto craquelé como característica inherente.

PACKING AND WEIGHT

Sizes (cm) Dimensão . Format Maße . Formato	Pieces Peças . Pièces Stück . Piezas	SQM M ²	Weight Peso . Poids Gewicht . Peso	Box Caixa . Boite Karton . Caja	SQM M ²	Weight Peso . Poids Gewicht . Peso
13.5x15x1	14	0.154	2.60	138	21.252	373

FULL BODY
by
keratec

The homogeneous surface and body ensures a high longevity to the products.
A superfície e corpo homogêneo asseguram uma elevada longevidade aos produtos.
La surface et corps homogène assure une longévité élevée des produits.
Die homogenen Oberfläche und Scherben gewährleisten eine hohe Langlebigkeit der Produkten.
La superficie y cuerpo homogéneo aseguran una alta longevidad a los productos.




Detroit Dark Grey 7.2x29.5 cm K3012C7
Detroit Carbon 7.2x29.5 cm K3013C7
Detroit Terracota 7.2x29.5 cm K3014C7
Detroit Rose 7.2x29.5 cm K3015C7

DETROIT

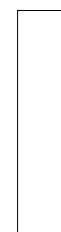
Tiles with a twist – For more than a statement look.

Cerâmicas com um toque de ousadia – uma verdadeira declaração de estilo.
Céramique avec une touche d'audace – une véritable déclaration de style.
Keramik mit einem Hauch von Kühnheit – ein echtes Statement für Stil.
Cerámica con un toque atrevido – una verdadera declaración de estilo.

IVORY GREY ROSE BLUE CARBON TERRACOTA DARK GREY GREEN



FULL BODY Extruded Porcelain Tiles
Wall & Floor



7x30cm
28"x11.8"

FINISH

CI
R10
A
Class 2
PTV ≥36

BIM



SEE IT IN YOUR ROOM!



Detroit Dark Grey 7.2x29.5 cm K3012C7



Detroit Blue 7.2x29.5 cm K3016C7

DETROIT



Detroit Ivory 7.2x29.5 cm K3010C7



Detroit Rose 7.2x29.5 cm K3015C7



Wall:
 Detroit Grey 7.2x29.5 cm K3011C7
 Detroit Dark Grey 7.2x29.5 cm K3012C7

Floor:
 Detroit Grey 7.2x29.5 cm K3011C7



WALL + FLOOR
 EXTRUDED
 PORCELAIN TILES



FULL
 BODY



V3 - MODERATE
 VARIATION



0.8cm




R10
 A
 CLASS 2




PTV ≥ 36



P3



7.2x29.5cm ret.




IVORY

7.2x29.5 cm ret.

CI

K3010C7 | GF16




ROSE

7.2x29.5 cm ret.

CI

K3015C7 | GF21




GREY

7.2x29.5 cm ret.

CI

K3011C7 | GF16



BLUE

7.2x29.5 cm ret.

CI

K3016C7 | GF21




DARK GREY

7.2x29.5 cm ret.

CI

K3012C7 | GF16



GREEN

7.2x29.5 cm ret.

CI

K3017C7 | GF21




CARBON

7.2x29.5 cm ret.

CI

K3013C7 | GF16



TERRACOTA

7.2x29.5 cm ret.

CI

K3014C7 | GF21

PACKING AND WEIGHT



Sizes (cm)
 Dimensão . Format
 Maße . Formato

7.2x29.5x0.8 ret.



Pieces
 Peças . Pièces
 Stück . Piezas

23



SQM
 M²

0.489



Weight
 Peso . Poids
 Gewicht . Peso

8.60



Box
 Caixa . Boite
 Karton . Caja

98



SQM
 M²

47.922



Weight
 Peso . Poids
 Gewicht . Peso



858



LIV'INI

Stylish living areas.

Espaços para viver com estilo.
 Des espaces pour vivre avec style.
 Wohnräume mit Stil.
 Espacios para vivir con estilo.




SEE IT IN YOUR ROOM!

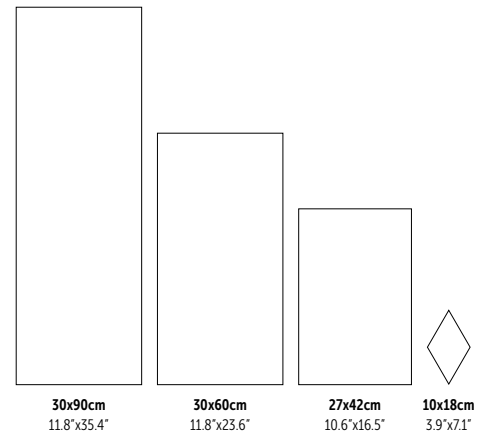
Wall:
 Liv'in Luna Grey 29.5x59.2 cm ret. R3743R
 Diamond Liv'in Cloud White 10x18 cm LOS1001
 Diamond Liv'in Luna Grey 10x18 cm LOS1003
 Diamond Liv'in Charcoal Black 10x18 cm LOS1004

Floor:
 Liv'in Charcoal Black 59.2x59.2 cm ret. P6106R

Porcelain Tiles
 Wall & Floor



Wall Tiles
 Wall



FINISHES

NATURAL
 (Porcelain Tiles)

MATTE
 (Wall Tiles)



Mosaic Diamond Liv'in Mix 1 18x21 cm DC7001



Brick Liv'in Olive Green 30x90 cm ret. R3222R



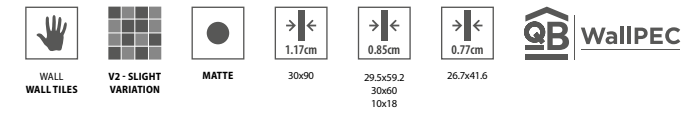
Wall:
 Liv'in Olive Green 29.5x59.2 cm ret. R3746R
 Liv'in Leather Greige 29.5x59.2 cm ret. R3742R
 Mosaic Herring Liv'in Leather Greige 24.5x27.5 cm DC5002

Floor:
 Liv'in Leather Greige 59.2x59.2 cm ret. P6104R




Wall:
 Liv'in Colonial Blue 30x90 cm ret. R3217R
 Diamond Liv'in Cloud White 10x18 cm LOS1001
 Diamond Liv'in Colonial Blue 10x18 cm LOS1007

Floor:
 Liv'in Luna Grey 59.2x59.2 cm ret. P6105R



CLOUD WHITE
 30x90 cm ret.

R3211R | GB11




LEATHER GREIGE
 30x90 cm ret.

R3212R | GB11



CLOUD WHITE
 29.5x59.2 cm ret.
 30x60 cm

R3741R | GB05
 R3741 | GA12




LEATHER GREIGE
 29.5x59.2 cm ret.
 30x60 cm

R3742R | GB05
 R3742 | GA12



CLOUD WHITE
 26.7x41.6 cm

R2731 | GA08

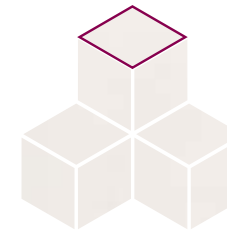


LEATHER GREIGE
 26.7x41.6 cm

R2732 | GA08

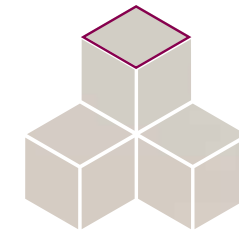


10x18cm




DIAMOND CLOUD WHITE ^{m²}

10x18 cm LOS1001 | GB26



DIAMOND LEATHER GREIGE ^{m²}

10x18 cm LOS1002 | GB26




MOSAIC LIV'IN CLOUD WHITE (2.5X2.5 cm) (PIECE)

29.5x29.5x0.85 cm DC2011 | GJ35



MOSAIC HERRING LIV'IN CLOUD WHITE (2.8X6.5 cm) (PIECE)

24.5x27.5x0.85 cm DC5001 | GJ33



MOSAIC LIV'IN LEATHER GREIGE (2.5X2.5 cm) (PIECE)

29.5x29.5x0.85 cm DC2012 | GJ35



MOSAIC HERRING LIV'IN LEATHER GREIGE (2.8X6.5 cm) (PIECE)


24.5x27.5x0.85 cm DC5002 | GJ33



MOSAIC DIAMOND LIV'IN MIX 1 (PIECE)

18x21x0.85 cm DC7001* | GJ19

* Minimum of 10 pieces. Quantidade mínima de 10 peças. Quantité minimum de 10 pièces. Mindestmenge: 10 Stücke. Cantidad mínima de 10 piezas



LUNA GREY
30x90 cm ret.

R3213R | GB11




CHARCOAL BLACK
30x90 cm ret.

R3214R | GB11




LUNA GREY
29.5x59.2 cm ret.
30x60 cm

R3743R | GB05
R3743 | GA12



CHARCOAL BLACK
29.5x59.2 cm ret.
30x60 cm

R3744R | GB05
R3744 | GA12



LUNA GREY
26.7x41.6 cm

R2733 | GA08

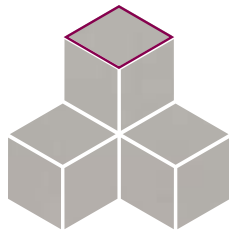


CHARCOAL BLACK
26.7x41.6 cm


R2734 | GA08




10x18cm



DIAMOND LUNA GREY
10x18 cm LOS1003 | GB26



DIAMOND CHARCOAL BLACK
10x18 cm LOS1004 | GB26



MOSAIC LIV'IN LUNA GREY (2.5X2.5 cm) (PIECE)
29.5x29.5x0.85 cm DC2013 | GJ35



MOSAIC HERRING LIV'IN LUNA GREY (2.8X6.5 cm) (PIECE)
24.5x27.5x0.85 cm DC5003 | GJ33



MOSAIC LIV'IN CHARCOAL BLACK (2.5X2.5 cm) (PIECE)
29.5x29.5x0.85 cm DC2014 | GJ35



MOSAIC HERRING LIV'IN CHARCOAL BLACK (2.8X6.5 cm) (PIECE)
24.5x27.5x0.85 cm DC5004 | GJ33



MOSAIC DIAMOND LIV'IN MIX 3 (PIECE)
18x21x0.85 cm DC7003* | GJ19




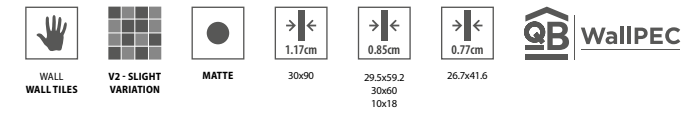
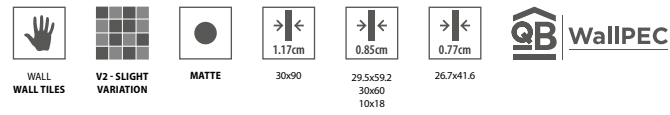
MOSAIC DIAMOND LIV'IN MIX 2 (PIECE)
18x21x0.85 cm DC7002* | GJ19



Wall:
 Brick Liv'in Blush Red 30x60 cm R3751
 Liv'in Leather Greige 30x60 cm R3742
 Liv'in Charcoal Black 30x60 cm R3744

Floor:
 Liv'in Leather Greige 60x60 cm P6104

* Minimum of 10 pieces . Quantidade mínima de 10 peças . Quantité minimum de 10 pièces . Mindestmenge: 10 Stücke . Cantidad mínima de 10 piezas




BLUSH RED
30x90 cm ret. R3215R | GB13




OLIVE GREEN
30x90 cm ret. R3216R | GB13



COLONIAL BLUE
30x90 cm ret. R3217R | GB13



BRICK BLUSH RED m²
30x90 cm ret. R3221R | GB15




BRICK OLIVE GREEN m²
30x90 cm ret. R3222R | GB15



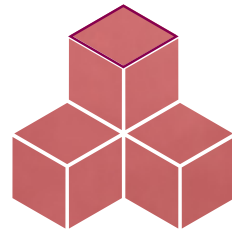
BRICK COLONIAL BLUE m²
30x90 cm ret. R3223R | GB15



10x18cm



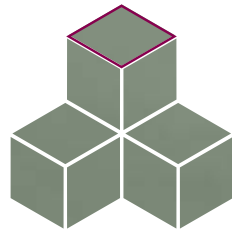
BLUSH RED
29.5x59.2 cm ret. R3745R | GB08
30x60 cm R3745 | GA16



DIAMOND BLUSH RED m²
10x18 cm LOS1005 | GB26



OLIVE GREEN
29.5x59.2 cm ret. R3746R | GB08
30x60 cm R3746 | GA16



DIAMOND OLIVE GREEN m²
10x18 cm LOS1006 | GB26



COLONIAL BLUE
29.5x59.2 cm ret. R3747R | GB08
30x60 cm R3747 | GA16



DIAMOND COLONIAL BLUE m²
10x18 cm LOS1007 | GB26




BRICK BLUSH RED m²
30x60 cm R3751 | GA19




BRICK OLIVE GREEN m²
30x60 cm R3752 | GA19



BRICK COLONIAL BLUE m²
30x60 cm R3753 | GA19




BLUSH RED
26.7x41.6 cm R2735 | GA12



BRICK BLUSH RED m²
26.7x41.6 cm R2741 | GA14



OLIVE GREEN
26.7x41.6 cm R2736 | GA12




BRICK OLIVE GREEN m²
26.7x41.6 cm R2742 | GA14



COLONIAL BLUE
26.7x41.6 cm R2737 | GA12




BRICK COLONIAL BLUE m²
26.7x41.6 cm R2743 | GA14



MOSAIC LIV'IN BLUSH RED (2.5X2.5 cm) (PIECE)
29.5x29.5x0.85 cm DC2015 | GJ35




MOSAIC HERRING LIV'IN BLUSH RED (2.8X6.5 cm) (PIECE)
24.5x27.5x0.85 cm DC5005 | GJ33



MOSAIC LIV'IN OLIVE GREEN (2.5X2.5 cm) (PIECE)
29.5x29.5x0.85 cm DC2016 | GJ35



MOSAIC HERRING LIV'IN OLIVE GREEN (2.8X6.5 cm) (PIECE)
24.5x27.5x0.85 cm DC5006 | GJ33



MOSAIC LIV'IN COLONIAL BLUE (2.5X2.5 cm) (PIECE)
29.5x29.5x0.85 cm DC2017 | GJ35



MOSAIC HERRING LIV'IN COLONIAL BLUE (2.8X6.5 cm) (PIECE)
24.5x27.5x0.85 cm DC5007 | GJ33



Wall:
Liv'in Colonial Blue 30x90 cm ret. R3217R
Mosaic Diamond Liv'in Mix 1 18x21 cm DC7001
Floor:
Liv'in Luna Grey 59.2x59.2 cm ret. P6105R

SPECIAL PIECES

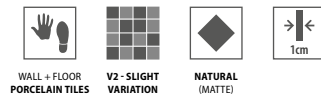


Profile
Perfil - Profil
Profil - Perfil

2x30x1.17 cm ret. | GJ35
2x59.2x0.85 cm ret. | GJ44
2x29.5x0.85 cm ret. | GJ35

PACKING AND WEIGHT

Icon	Pieces	SQM	Weight	Box	SQM	Weight
Dimensão - Format	Peças - Pièces	M²	Peso - Poids	Caixa - Boîte	M²	Peso - Poids
Maße - Formato	Stück - Pièces		Gewicht - Peso	Karton - Caja		Gewicht - Peso
30x90x1.17 ret.	4	1.080	21.32	40	43.200	872
29.5x59.2x0.85 ret.	8	1.400	19.81	32	44.800	654
30x60x0.85	8	1.460	20.63	32	46.720	680
26.7x41.6x0.77	9	1.000	13.13	78	78.000	1044
LOS 10x18x0.85	24	0.227	3.12	80	18.160	270




LEATHER GREIGE
59.2x59.2 cm ret.
60x60 cm
P6104R | GD09
P6104 | GC11




LUNA GREY
59.2x59.2 cm ret.
60x60 cm
P6105R | GD09
P6105 | GC11



CHARCOAL BLACK
59.2x59.2 cm ret.
60x60 cm
P6106R | GD09
P6106 | GC11



MOSAIC LIV'IN LEATHER GREIGE (4.7X4.7 cm)
(PIECE)
29.5x29.5x1 cm DC4011 | GJ35



MOSAIC LIV'IN LUNA GREY (4.7X4.7 cm)
(PIECE)
29.5x29.5x1 cm DC4012 | GJ35



MOSAIC LIV'IN CHARCOAL BLACK (4.7X4.7 cm)
(PIECE)
29.5x29.5x1 cm DC4013 | GJ35



Liv'in Luna Grey 59.2x59.2 cm ret. P6105R

SPECIAL PIECES

Stairstep Degrau . Nez-de-Marche Stufe . Peldaño	Step Extra Fluted* Degrau Espessurado. Nez de Marche Forte Epaisseur Winkelstufe . Peldaño con Espesor	Skirting Rodapé . Plinthe Sockel . Rodapié
59.2x59.2x1 cm ret. GJ42	29.5x59.2x1 cm ret. GJ58	8x59.2x1 cm ret. GJ14
29.5x59.2x1 cm ret. GJ33		8x60x1 cm GJ10
60x60x1 cm GJ36		
30x60x1 cm GJ28		

PACKING AND WEIGHT

Sizes (cm) Dimensão . Format Maße . Formato	Pieces Peças . Pièces Stück . Piezas	SQM M ²	Weight Peso . Poids Gewicht . Peso	Box Caixa . Bolte Karton . Caja	SQM M ²	Weight Peso . Poids Gewicht . Peso
59.2x59.2x1 ret.	3	1.050	23.20	36	37.800	855
60x60x1	3	1.080	23.78	36	38.880	876

* Minimum of 10 pieces . Quantidade mínima de 10 peças . Quantité minimum de 10 pièces . Mindestmenge: 10 Stücke . Cantidad mínima de 10 piezas

TOUCH

A touch of comfort by the blend of plaster and linen.


Um toque de conforto obtido através da mistura de gesso e linho.
 Une touche de confort obtenue en mélangeant plâtre et lin.
 Ein Hauch von Komfort durch eine Mischung aus Putz und Leinen.
 Un toque de confort obtenido mediante la mezcla de yeso y lino.



LIGHT

LIGHT BEIGE

LIGHT GREY



WHITE

BEIGE


GREY



Wall Tiles
Wall




Floor Tiles
Wall & Floor



30x60cm
11.8"x23.6"



27x42cm
10.6"x16.5"



45x45cm
17.7"x17.7"

FINISHES

MATTE
(Floor Tiles)
R10
A
Class 2

MATTE
(Wall Tiles)



SEE IT IN YOUR ROOM!

Wall:
Touch Light Grey 29.5x59.2 cm ret. R3676R
Mosaic Touch Light Grey 29.5x29.5 cm DC755

Floor:
Noble Tortora 22.05x88.8 cm ret. Natural P9117C2
Noble Tortora 14.5x88.8 cm ret. Natural P9117C3



Touch Light Beige 29.5x59.2 cm ret. R3675R



Brick Touch Light 30x60 cm R3677



Touch Light 29.5x59.2 cm ret. R3674R



LIGHT
29.5x59.2 cm ret.
30x60 cm
R3674R | GB07
R3674 | GA14



LIGHT BEIGE
29.5x59.2 cm ret.
30x60 cm
R3675R | GB07
R3675 | GA14



LIGHT GREY
29.5x59.2 cm ret.
30x60 cm
R3676R | GB07
R3676 | GA14



BRICK LIGHT m²
30x60 cm
R3677 | GA17



BRICK LIGHT BEIGE m²
30x60 cm
R3678 | GA17



BRICK LIGHT GREY m²
30x60 cm
R3679 | GA17



LIGHT
26.7x41.6 cm
R2712 | GA09



LIGHT BEIGE
26.7x41.6 cm
R2713 | GA09



LIGHT GREY
26.7x41.6 cm
R2714 | GA09




BRICK LIGHT m²
26.7x41.6 cm
R2715 | GA11




BRICK LIGHT BEIGE m²
26.7x41.6 cm
R2716 | GA11




BRICK LIGHT GREY m²
26.7x41.6 cm
R2717 | GA11



MOSAIC TOUCH LIGHT
(2.5X2.5 cm) (PIECE)
29.5x29.5x0.85 cm
DC753 | GJ36



MOSAIC TOUCH LIGHT BEIGE
(2.5X2.5 cm) (PIECE)
29.5x29.5x0.85 cm
DC754 | GJ36



MOSAIC TOUCH LIGHT GREY
(2.5X2.5 cm) (PIECE)
29.5x29.5x0.85 cm
DC755 | GJ36



WHITE
45x45 cm
C445 | GI09



BEIGE
45x45 cm
C446 | GI09



GREY
45x45 cm
C447 | GI09



Wall:
Touch Light 26.7x41.6 cm R2712
Brick Touch Light 26.7x41.6 cm R2715

Floor:
Touch Grey 45x45 cm C447

SPECIAL PIECES

Stairstep Degrau . Nez-de-Marche Stufe . Peldaño	Skirting Rodapé . Plinthe Sockel . Rodapié	Profile Perfil . Profil Profil . Perfil
45x45x0.85 cm GJ21	8x45x0.85 cm GJ03	2x59.2x0.85 cm ret. GJ44 2x29.5x0.85 cm ret. GJ35

PACKING AND WEIGHT

Sizes (cm) Dimensão . Format Maße . Formato	Pieces Peças . Pièces Stück . Piezas	SQM M²	Weight Peso . Poids Gewicht . Peso	Box Caixa . Boite Karton . Caja	SQM M²	Weight Peso . Poids Gewicht . Peso
29.5x59.2x0.85 ret.	8	1.400	19.81	32	44.800	654
30x60x0.85	8	1.460	20.63	32	46.720	680
26.7x41.6x0.77	9	1.000	13.13	78	78.000	1044
45x45x0.85	5	1.010	18.23	36	36.360	671



The homogeneous surface and body ensures a high longevity to the products.
 A superfície e corpo homogêneo asseguram uma elevada longevidade aos produtos.
 La surface et corps homogène assure une longévité élevée des produits.
 Die homogenen Oberfläche und Scherben gewährleisten eine hohe Langlebigkeit der Produkten.
 La superficie y cuerpo homogéneo aseguran una alta longevidad a los productos.



Raw Grey 14.8x22.5 cm K1503

RAW

Materials genuineness.


A genuinidade matériaica.
 l'Authenticité de la matière.
 Die natürlichen Materialien.
 La auténtica matériaica.

WHITE

GREY

BLUE

CARBON



FULL BODY Extruded Porcelain Tiles
 Wall



15x23cm
 5.9"x9.1"

FINISH


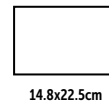
NATURAL




Raw Carbon 14.8x22.5 cm K1505




Raw White 14.8x22.5 cm K1501




WHITE
14.8x22.5 cm
K1501 | GE23



GREY
14.8x22.5 cm
K1503 | GE23



BLUE
14.8x22.5 cm
K1504 | GE23



CARBON
14.8x22.5 cm
K1505 | GE23

Raw Blue 14.8x22.5 cm K1504

From a manual inspiration, the irregular edges and rippled surface are an own characteristic of this collection, contributing to a genuine and unique character of each piece.

De inspiração manual, as arestas irregulares e a superfície ondulada são características próprias desta coleção, contribuindo assim para o carácter genuíno e único de cada peça.

Les bords irréguliers ainsi que la surface ondulée sont des caractéristiques propres à cette série. Cet aspect confère au produit un aspect "fait main", apportant un caractère authentique et unique à chaque pièce.

Von manueller Inspiration, sind die unebenen Kanten und die gewellte Oberfläche typisch für diese Kollektion und tragen so zum echten und einzigartigen Charakter von jeder Fliese.

PACKING AND WEIGHT

Dimensions - Format Maße - Formato	Pieces Peças - Pièces Stück - Piezas	SQM M ²	Weight Peso - Poids Gewicht - Peso	Box Caixa - Boite Karton - Caja	SQM M ²	Weight Peso - Poids Gewicht - Peso
14.8x22.5x0.8	31	1.03	19.21	56	57.68	1090

FULL BODY
by
keratec

The homogeneous surface and body ensures a high longevity to the products.
A superfície e corpo homogêneo asseguram uma elevada longevidade aos produtos.
La surface et corps homogène assure une longévité élevée des produits.
Die homogenen Oberfläche und Scherben gewährleisten eine hohe Langlebigkeit der Produkten.
La superficie y cuerpo homogéneo aseguran una alta longevidad a los productos.



Decor Form Essence Negro 29.5x88.8 cm ret. Natural 7332

ESSENCE

Distinctive and discreet design.

Design distinto e discreto.
Design distinctif et discret.
Markantes Und Diskretes Design.
Diseño distinguido y discreto.

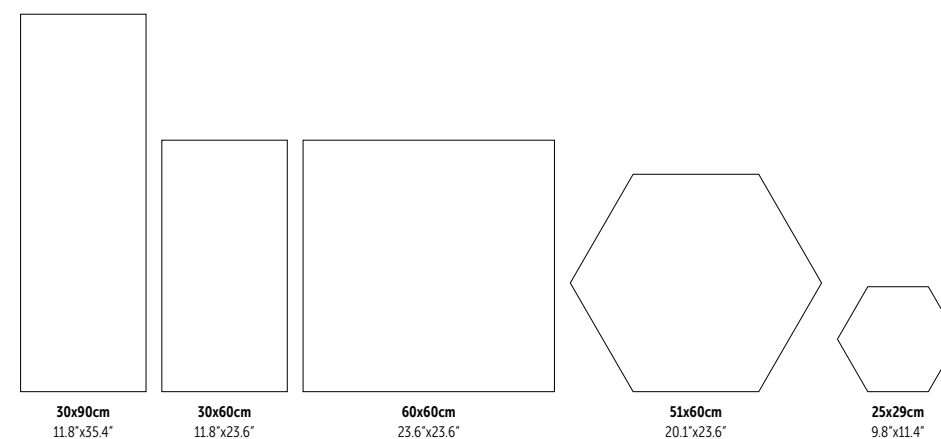
BRANCO

CINZA CLARO

NEGRO



FULL BODY Extruded Porcelain Tiles
Wall & Floor



FINISHES

NATURAL
(Branco)
R10
A+B
Class 1

NATURAL
(Cinza Claro / Negro)
R10
A
Class 1

SEMI-POLISHED SHINE



Essence Cinza Claro 29.5x88.8 cm ret. Natural 7020

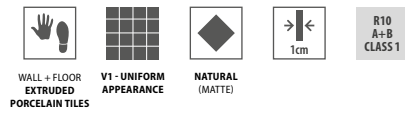


Hexa Form Essence Negro 25.1x29 cm ret. Semi-Polished HEX1004



Decor Form Essence Negro 59.2x59.2 cm ret. Natural 7332

ESSENCE



BRANCO
29.5x88.8 cm ret.

700918010R | GF21



DECOR FORM BRANCO m²
29.5x88.8 cm ret.

730918010R | GF23



BRANCO
29.5x59.2 cm ret.

700912910R | GF16




DECOR FORM BRANCO m²
29.5x59.2 cm ret.

730912910R | GF18



MOSAIC HEXA ESSENCE
BRANCO (PIECE)
27.2x27.2x1 cm

KM7009 | GJ52



MOSAIC HEXA FORM ESSENCE
BRANCO (PIECE)
27.2x27.2x1 cm

KM7309 | GJ53



Essence Branco 29.5x59.2 cm ret. 7009



Essence Branco 29.5x88.8 cm ret. 7009

ESSENCE



CINZA CLARO
29.5x88.8 cm ret. **702018010R** | GF21



DECOR FORM CINZA CLARO **732018010R** | GF23



CINZA CLARO **702012910R** | GF16




DECOR FORM CINZA CLARO **732012910R** | GF18




CINZA CLARO **70200610R** | GF20




DECOR FORM CINZA CLARO **73200610R** | GF22 **72200610SP** | GF24




MOSAIC HEXA ESSENCE
CINZA CLARO (PIECE) **KM7020** | GJ52



HEXA FORM CINZA CLARO **HEX1001** | GF46



HEXA FORM CINZA CLARO **HEX1003** | GF46



MOSAIC HEXA FORM ESSENCE
CINZA CLARO (PIECE) **KM7320** | GJ53




Decor Form Essence Cinza Claro 59.2x59.2 cm ret. Natural 7320



Hexa Form Essence Negro 25.1x29 cm ret. Semi-Polished HEX1004




NEGRO
29.5x88.8 cm ret. **703218010R** | GF21




DECOR FORM NEGRO m²
29.5x88.8 cm ret. **733218010R** | GF23



NEGRO
29.5x59.2 cm ret. **703212910R** | GF16



DECOR FORM NEGRO m²
29.5x59.2 cm ret. **733212910R** | GF18




NEGRO
59.2x59.2 cm ret. **70320610R** | GF20




DECOR FORM NEGRO m²
59.2x59.2 cm ret. **73320610R** | GF22 **73320610SP** | GF24




MOSAIC HEXA ESSENCE
NEGRO (PIECE)
27.2x27.2x1 cm **KM7032** | GJ52



HEXA FORM NEGRO m²
51.2x59.2 cm ret. **HEX1002** | GF46



HEXA FORM NEGRO m²
25.1x29 cm ret. **HEX1004** | GF46



MOSAIC HEXA FORM ESSENCE
NEGRO (PIECE)
27.2x27.2x1 cm **KM7332** | GJ53

PACKING AND WEIGHT

Sizes (cm) Dimensão . Format Maße . Formato	Pieces Peças . Pièces Stück . Piezas	SQM M²	Weight Peso . Poids Gewicht . Peso	Box Caixa . Bolte Karton . Caja	SQM M²	Weight Peso . Poids Gewicht . Peso
29.5x88.8x1 ret.	3	0.780	18.75	28	21.840	540
59.2x59.2x1 ret.	3	1.050	24.00	36	37.800	882
29.5x59.2x1 ret.	6	1.050	22.50	40	42.000	918
HEX 51.2x59.2x1 ret.	3	0.678	15.50	-	-	-
HEX 25.1x29x1 ret.	10	0.546	12.48	-	-	-



Wall:
Blocks Branco 30x90 cm ret. Matte R3259R


Floor:
Noble Raffia 22.05x88.8 cm ret. Natural P9114C2
Noble Raffia 14.5x88.8 cm ret. Natural P9114C3

BRANCOS

Simplicity as a symbol of class and elegance.

A simplicidade como símbolo de classe e elegância.
 La simplicité comme symbole de classe et d'élégance.
 Einfachheit als Symbol der Klasse und Eleganz.
 Sencillez como un símbolo de clase y elegancia.

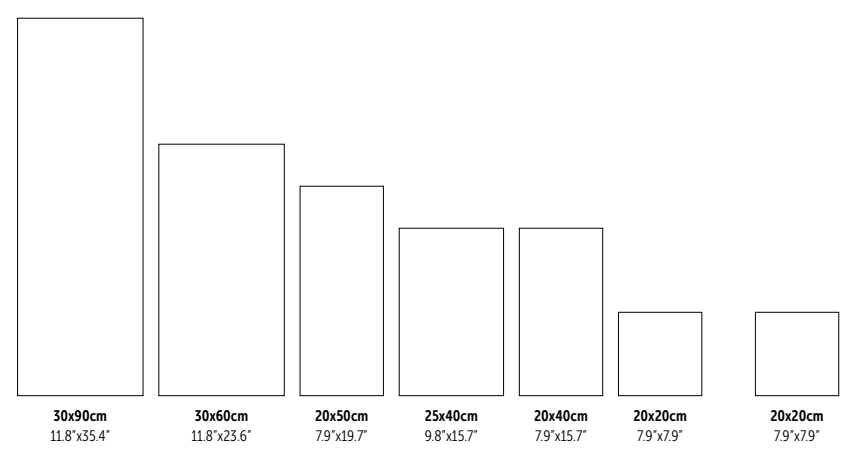
BRANCO



Wall Tiles
 Wall



Floor Tiles
 Wall & Floor



FINISHES

MATTE
 (Floor Tiles)

MATTE
 (Wall Tiles)

SHINE
 (Wall Tiles)

BRANCOS



BRANCOS




BRANCO
30x90 cm ret.

R910R | GB08 R911R | GB08



BRANCO
29.5x59.2 cm ret.
30x60 cm

R826R | GB01 R827R | GB01
R826 | GA09 R827 | GA09



PRISMA BRANCO m²
30x90 cm ret.

R3277R | GB14 R3278R | GB14



PRISMA BRANCO m²
29.5x59.2 cm ret.
30x60 cm

R3831R | GB06 R3832R | GB06
R3831 | GA14 R3832 | GA14



BLOCKS BRANCO m²
30x90 cm ret.

R3258R | GB13 R3259R | GB13



BLOCKS BRANCO m²
29.5x59.2 cm ret.
30x60 cm

R3833R | GB06 R3834R | GB06
R3833 | GA14 R3834 | GA14



Blocks Branco 30x90 cm ret. Glossy R3258R



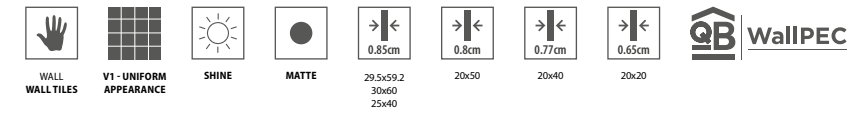
Wall:
Prisma Branco 30x90 cm ret. Matte R3278R

Floor:
Nogal Honey 22.05x88.8 cm ret. Natural P9187C2
Nogal Honey 14.5x88.8 cm ret. Natural P9187C3



Wall:
Stucco Branco 29.5x59.2 cm ret. Matte R3799R

Floor:
Bosco Noce 22.05x88.8 cm ret. Natural P9081C2
Bosco Noce 14.5x88.8 cm ret. Natural P9081C3



DUNE BRANCO
29.5x59.2 cm ret.
30x60 cm
R870R | GB06
R870 | GA14




STUCCO BRANCO m²
29.5x59.2 cm ret.
30x60 cm
R3799R | GB06
R3799 | GA14



BRANCO
25x40 cm
R4041 | GA04
R4042 | GA04



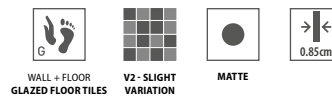
BRANCO
20x50 cm
R614 | GA05
R615 | GA05



BRANCO
20x40 cm
R2423 | GA03
R2424 | GA03



BRANCO
20x20 cm
G01 | GA01
MG01 | GA01



BRANCO
20x20 cm
PH21 | G108

SPECIAL PIECES



Skirting
Rodapé . Plinthe
Sockel . Rodapié
8x20x0.85 cm | GJ01


Profile
Perfil . Profil
Profil . Perfil
2x30x1.17 cm ret. | GJ35
2x59.2x0.85 cm ret. | GJ44
2x29.5x0.85 cm ret. | GJ35

PACKING AND WEIGHT

Sizes (cm) Dimensão . Format Maße . Formato	Pieces Peças . Pièces Stück . Piezas	SQM M²	Weight Peso . Poids Gewicht . Peso	Box Caixa . Boite Karton . Caja	SQM M²	Weight Peso . Poids Gewicht . Peso
30x90x1.17 ret.	4	1.080	21.32	40	43.200	872
29.5x59.2x0.85 ret.	8	1.400	19.81	32	44.800	654
30x60x0.85	8	1.460	20.63	32	46.720	680
20x50x0.8	16	1.600	21.20	48	76.800	1033

PACKING AND WEIGHT

Sizes (cm) Dimensão . Format Maße . Formato	Pieces Peças . Pièces Stück . Piezas	SQM M²	Weight Peso . Poids Gewicht . Peso	Box Caixa . Boite Karton . Caja	SQM M²	Weight Peso . Poids Gewicht . Peso
25x40x0.85	15	1.500	21.3	48	72.000	1042
20x40x0.77	15	1.200	15.70	64	76.800	1018
20x20x0.65	25	1.000	10.60	96	96.000	1038
20x20x0.85	20	0.800	14.44	72	57.600	1060



ARTISAN
HAND PAINTING TILES

HAND PAINTING SINCE 1905



The Artisan selection is a tribute to Portuguese tile art through the reinterpretation and reproduction of patterns that make us travel through the history of this noble art.

A Seleção **Artisan** é um tributo à arte azulejar portuguesa através da reinterpretação e reprodução de padrões que nos fazem viajar pela história desta nobre arte.

Die Produktlinie **Artisan** ist eine Hommage an die portugiesische Fliesenmalerei in Form der Reproduktion und Neuinterpretation bekannter Muster, die uns durch die Geschichte dieser feinen Kunst reisen lassen.

La sélection **Artisan** est un hommage à l'art des azulejos portugais, grâce à la réinterprétation et à la reproduction de motifs qui nous font voyager à travers l'histoire de ce noble métier.

La selección **Artisan** es un tributo al arte del azulejo portugués a través de la reinterpretación y reproducción de patrones que nos hacen viajar por la historia de este noble arte.





COMPOSITION:
50% - Signature Turquoise
50% - White

Signature Turquoise 14x14 cm PN012
White 14x14 cm PM038

SIGNATURE

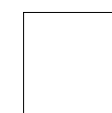
Modern and extraordinary spaces.

Espaços modernos e singulares.
Des espaces modernes et uniques.
Moderne und einzigartige Räume.
Espacios modernos y únicos.

TURQUOISE




Wall Tiles
Wall



14x14cm
5.5"x5.5"

FINISH

MATTE



COMPOSITON:
50% - Signature Turquoise
50% - White

Wall:
Signature Turquoise 14x14 cm PN012
White 14x14 cm PM038

Floor:
Avenue Grey 59.2x59.2 ret. P6066R

BASE TILE



WHITE
14x14 cm PM038 | GH04

SIGNATURE (20 PIECES)



SIGNATURE TURQUOISE
14x14 cm (20 un)

PN012 | GJ60

PACKING AND WEIGHT

Size (cm) Dimensão . Format Maße . Formato	Pieces Peças . Pièces Stück . Piezas	SQM M ²	Weight Peso . Poids Gewicht . Peso	Box Caixa . Boite Karton . Caja	SQM M ²	Weight Peso . Poids Gewicht . Peso
14x14x0.9	10	0.193	2.88	-	-	-

In the images presented, an equal mix of base tiles and patterned pieces was contemplated.
 Nas imagens apresentadas, foi conjugado um mix de igual proporção entre peças base e peças padrão.
 Dans les images présentées, un mélange de proportions égales entre les pièces de base et les pièces standard a été combiné.
 In den dargestellten Bildern wurde eine Mischung aus gleichen Anteilen zwischen Grundfliesen und Dekorfliesen kombiniert.
 En las imágenes presentadas, se combinó una mezcla de la misma proporción entre las piezas base y las piezas estándar.



Wall:
Black Code Patchwork 14x14 cm PF035

Floor:
Avenue Grey 59.2x59.2 ret. P6066R

BLACK CODE


A union of design and art in the creation of stylish spaces.

A união do design e da arte na criação de espaços com estilo.
L'alliance du design et de l'art pour créer des espaces ayant du style.
Die Vereinigung von Design und Kunst bei der Schaffung von Räumen mit Stil.
La unión del diseño y el arte en la creación de espacios con estilo.

LATTICE

SPRINKLE

TRELLIS




WAVE

DOTS



Wall Tiles
Wall



14x14cm
5.5"x5.5"

FINISH

MATTE



Black Code Lattice 14x14 cm PF030
Avenue Sand 29.5x59.2 ret. P3045R




Black Code Sprinkle 14x14 cm PF031
White 14x14 cm PM038



Black Code Wave 14x14 cm PF034
White 14x14 cm PM038



Black Code Dots 14x14 cm PF033
White 14x14 cm PM038



BASE TILE



WHITE
14x14 cm PM038 | GH04

BLACK CODE




LATTICE
14x14 cm PF030 | GJ04



SPRINKLE
14x14 cm PF031 | GJ04



TRELLIS
14x14 cm PF032 | GJ04




DOTS
14x14 cm PF033 | GJ04



WAVE
14x14 cm PF034 | GJ04

BLACK CODE - PATCHWORK (10 PIECES)



PATCHWORK
14x14 cm (10 un)

PF035 | GJ46

PACKING AND WEIGHT

Sizes (cm) Dimensão . Format Maße . Formato	Pieces Peças . Pièces Stück . Piezas	SQM M ²	Weight Peso . Poids Gewicht . Peso	Box Caixa . Boite Karton . Caja	SQM M ²	Weight Peso . Poids Gewicht . Peso
14x14x0.9	10	0.193	2.88	-	-	-



Moorish Casablanca 14x14 cm PM028

Moorish

Fascinating atmospheres of arabic inspiration.

Atmosferas fascinantes de inspiração árabe.
 Des atmosphères fascinantes d'inspiration arabe.
 Faszinierende Atmosphären arabischer Inspiration.
 Fascinantes atmósferas de inspiración árabe.



Wall Tiles
Wall

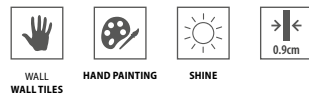


14x14cm
5.5"x5.5"

FINISH

SHINE

MOORISH




AGADIR
14x14 cm PM027 | GH09



CASABLANCA
14x14 cm PM028 | GH11




MARRAKESH
14x14 cm PM029 | GH11



MEKNES
14x14 cm PM030 | GH10



RABAT
14x14 cm PM031 | GH10



14x14 cm PF001 | GJ24



14x14 cm PF002 | GJ24



6.7x14 cm JF012 | GJ12



6.7x14 cm JF005 | GJ03



6.7x14 cm JF011 | GJ12



6.7x14 cm JF006 | GJ03



6.7x14 cm JF013 | GJ12



6.7x14 cm JF007 | GJ03



6.7x14 cm JF010 | GJ12



6.7x14 cm JF008 | GJ03

PACKING AND WEIGHT

Sizes (cm) Dimensão . Format Maße . Formato	Pieces Peças . Piezas Stück . Piezas	SQM M ²	Weight Peso . Poids Gewicht . Peso	Box Caixa . Bolte Karton . Caja	SQM M ²	Weight Peso . Poids Gewicht . Peso
14x14x0.9	10	0.193	2.88	-	-	-



Moorish Marrakesh 14x14 cm PM029



ABBHEY

Exquisite spaces with historical charm.

Espaços requintados cheios de história e charme.
 Des espaces exquis remplis d'histoire et de charme.
 Exquisite Räume voller Geschichte und Charme.
 Espacios exquisitos llenos de historia y encanto.



ABBHEY M24
14x14 cm PM024 | GH10



ABBHEY M25
14x14 cm PM025 | GH10



ABBHEY M26
14x14 cm PM026 | GH10



6.7x14 cm JF001 | GJ07



6.7x14 cm JF002 | GJ07



6.7x6.7cm JF004 | GJ02



6.7x6.7cm JF003 | GJ02



6.7x6.7cm JF004 | GJ02



6.7x6.7cm JF004 | GJ02

Abbey M26 14x14 cm PM026

PACKING AND WEIGHT

Sizes (cm) Dimensão - Format Maße - Formato	Pieces Peças - Pièces Stück - Piezas	SQM M ²	Weight Peso - Poids Gewicht - Peso	Box Caixa - Boite Karton - Caja	SQM M ²	Weight Peso - Poids Gewicht - Peso
14x14x0.9	10	0.193	2.88	-	-	-




Color Art 14x14 cm

COLOR ART

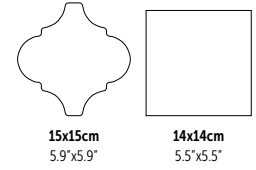
Coolness and originality for distinctive and lively spaces

Frescura e originalidade para espaços distintos e cheios de vida.
 Fraîcheur et originalité pour des espaces différenciants et vivants.
 Frische und Originalität für unverwechselbare und lebendige Räume.
 Frescura y originalidad para espacios distintos llenos de vida.

WHITE YELLOW BLUE GREEN



  **Wall Tiles**
Wall



FINISH

MATTE



Color Art White Arabesque 15x15 cm PM037
Color Art Green Stripes Arabesque 15x15 cm PF009




Color Art Green 14x14 cm PF012
Color Art Plain Green 14x14 cm PF022
Color Art White 14x14 cm PM038



Color Art Blue 14x14 cm PF013
Color Art Plain Blue 14x14 cm PF021
Color Art White 14x14 cm PM038

COLOR ART



WHITE (PIECE) 14x14 cm PM038 GH04	WHITE STRIPES (PIECE) 14x14 cm PF014 GJ06	WHITE ARABESQUE (PIECE) 15x15 cm PM037 GG14	WHITE STRIPES ARABESQUE (PIECE) 15x15 cm PF007 GJ06		
PLAIN YELLOW (PIECE) 14x14 cm PF023 GJ06	YELLOW (PIECE) 14x14 cm PF011 GJ06	YELLOW STRIPES (PIECE) 14x14 cm PF015 GJ09	PLAIN YELLOW ARABESQUE (PIECE) 15x15 cm PF020 GJ06	YELLOW ARABESQUE (PIECE) 15x15 cm PF004 GJ06	YELLOW STRIPES ARABESQUE (PIECE) 15x15 cm PF008 GJ09
PLAIN BLUE (PIECE) 14x14 cm PF021 GJ06	BLUE (PIECE) 14x14 cm PF013 GJ06	BLUE STRIPES (PIECE) 14x14 cm PF017 GJ09	PLAIN BLUE ARABESQUE (PIECE) 15x15 cm PF018 GJ06	BLUE ARABESQUE (PIECE) 15x15 cm PF006 GJ06	BLUE STRIPES ARABESQUE (PIECE) 15x15 cm PF010 GJ09
PLAIN GREEN (PIECE) 14x14 cm PF022 GJ06	GREEN (PIECE) 14x14 cm PF012 GJ06	GREEN STRIPES (PIECE) 14x14 cm PF016 GJ09	PLAIN GREEN ARABESQUE (PIECE) 15x15 cm PF019 GJ06	GREEN ARABESQUE (PIECE) 15x15 cm PF005 GJ06	GREEN STRIPES ARABESQUE (PIECE) 15x15 cm PF009 GJ09



PACKING AND WEIGHT

Sizes (cm) Dimensão - Format Maße - Formato	Pieces Peças - Pièces Stück - Piezas	SQM M²	Weight Peso - Poids Gewicht - Peso	Box Caixa - Bolte Karton - Caja	SQM M²	Weight Peso - Poids Gewicht - Peso
15x15x1 (Arabesque)	10	0.129	2.38	-	-	-
14x14x0.9	10	0.193	2.88	-	-	-

Color Art Yellow 14x14 cm PF011
Color Art White 14x14 cm PM038



Tangram Pyramid M14 14x14 cm PM014

TANGRAM


Creative combinations for spaces full of personality.

Combinacões criativas para espaços cheios de personalidade.
Des combinaisons créatives pour des espaces pleins de personnalité.
Kreative Kombinationen für Räume voller Persönlichkeit.
Combinaciones creativas para espacios llenos de personalidad.


WHITE

BLUE

BLACK



Wall Tiles
Wall


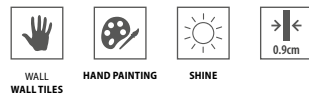


14x14cm
5.5"x5.5"

FINISH

SHINE

TANGRAM




PLAIN M1
14x14 cm PM001 | GH02



PLAIN M2
14x14 cm PM002 | GH08



PLAIN M3
14x14 cm PM003 | GH08



CORNERS M4
14x14 cm PM004 | GH08



CORNERS M5
14x14 cm PM005 | GH08



ARROWS M6
14x14 cm PM006 | GH08



ARROWS M7
14x14 cm PM007 | GH08



ARROWS M8
14x14 cm PM008 | GH09



ARROWS M9
14x14 cm PM009 | GH09



PYRAMID M14
14x14 cm PM014 | GH08



PYRAMID M13
14x14 cm PM013 | GH08



PYRAMID M11
14x14 cm PM011 | GH09



PYRAMID M10
14x14 cm PM010 | GH09



PYRAMID M12
14x14 cm PM012 | GH09



TRIANGLE M17
14x14 cm PM017 | GH08



TRIANGLE M18
14x14 cm PM018 | GH08



TRIANGLE M16
14x14 cm PM016 | GH08



TRIANGLE M15
14x14 cm PM015 | GH08



PEAKS M20
14x14 cm PM020 | GH08



PEAKS M19
14x14 cm PM019 | GH08



PEAKS M21
14x14 cm PM021 | GH09



WINDMILL M22
14x14 cm PM022 | GH09




WINDMILL M23
14x14 cm PM023 | GH09



Tangram Corners M4 14x14 cm PM004



Tangram Patchwork 14x14 cm PN001



PATCHWORK
14x14 cm (20 un)

PN001 | GJ59

PACKING AND WEIGHT

Size (cm) Dimensão . Format Maße . Formato	Pieces Peças . Pièces Stück . Piezas	SQM M ²	Weight Peso . Poids Gewicht . Peso	Box Caixa . Boite Karton . Caja	SQM M ²	Weight Peso . Poids Gewicht . Peso
14x14x0.9	10	0.193	2.88	-	-	-



WHY CHOOSE KERATEC?

The Keratec products are produced in unglazed full body porcelain, obtained from an extrusion process giving the product unique and high quality physicochemical characteristics. Its surface and body ensures a high longevity to the products.

Die Keratec Produkten werden in unglasiertes durchgefärbtes Feinsteinzeug produziert und aus einen Strangpressenproduktionsverfahren erhalten. Diese gewährt der Fliesen einzigartige und qualitativ hochwertige physikalisch-chemische Eigenschaften. Die homogenen Oberfläche und Scherben gewährleisten eine hohe Langlebigkeit der Produkten.

Os produtos Keratec são produzidos em porcelanato não esmaltado toda a massa, obtidos a partir de um processo de extrusão que confere características físico-químicas únicas e de distinta qualidade. A superfície e corpo homogêneo asseguram uma elevada longevidade aos produtos.

Los productos Keratec se producen en porcelánico no esmaltado toda la masa, obtenidos de un proceso de extrusión que proporciona características físico-químicas únicas y de distinta calidad. La superficie y cuerpo homogéneo aseguran una alta longevidad a los productos.



Les produits Keratec sont fabriqués en grès cérame étiré pleine masse non émaillée, obtenu à partir d'un procédé d'extrusion qui confère des caractéristiques physico-chimique uniques et d'haute qualité. La surface et corps homogène assure une longévité élevée des produits.



LACTOGAL - FOOD PRODUCTS FACTORY, PORTUGAL



UNIVERSITY LAB, PORTUGAL



High Resistance to Abrasion and Break

High resistance to abrasion, scratching and bending, being suitable for all sorts of areas, including the most demanding, such as outdoor, industrial and high traffic.

Alta Resistência à Abrasão e Rutura

Elevada resistência à abrasão, ao risco e à flexão, sendo adequados para todo o tipo de áreas, inclusivamente as mais exigentes, como exteriores, industriais e de elevado tráfego.

Haute Résistance à l'abrasion et à la Rupture

Haute résistance à l'abrasion, aux rayures et à la flexion, étant adapté à toutes les types d'espaces, y compris les plus exigeants, comme zones extérieures, industrielles et trafic élevé.

Hohe Beständigkeit gegen Abrieb und Bruch

Hohe Abriebfestigkeit und Widerstandskraft gegen Kratzer und Bruch mit der sie sich von üblichen, gepressten Materialien abheben. Besonders geeignet auch für Nutzungsbereiche mit hohen Qualitätsanforderungen, wie Objekte mit hohem Publikumsverkehr, in der Industrie oder in Außenflächen usw.

Alta Resistencia a la Abrasión y Rotura

Alta resistencia a la abrasión, al riesgo y flexión, siendo adecuado para todo tipo de áreas, incluyendo las más exigentes, como exteriores, industriales y de tráfico alto.

High Chemical Resistance

Minimal water absorption ($\leq 0,1\%$) and use of suitable raw materials, give the product a high resistance to chemicals, acids and bases in high concentrations.

Alta Resistência Química

Ínfima absorção de água ($\leq 0,1\%$) e utilização de matérias-primas adequadas conferem ao produto uma elevada resistência aos agentes químicos, aos ácidos e bases em elevada concentração.

Résistance Chimique Élevée

Absorption infime de l'eau ($\leq 0,1\%$) et l'utilisation de matières premières appropriées donne au produit une haute résistance aux produits chimiques, les acides et les bases en forte concentration.

Hohe chemische Beständigkeit

Ihre minimale Wasseraufnahme ($< 0,1\%$) und vor allem ihre durch den besonderen Produktionsprozess und die dazu verwendeten Rohstoffe erreichte, extrem geringe Microporosigkeit geben dem Produkt eine hohe Beständigkeit gegen Chemikalien, Säuren und Laugen auch in hohen Konzentrationen und machen es zur Verwendung in Laborräumen, Werkstätten, Krankenhäusern u.ä. zur ersten Wahl.

Alta Resistencia Química

Absorción de agua insignificante ($\leq 0,1\%$) y utilización de materias primas adecuadas confieren al producto una alta resistencia a agentes químicos, ácidos y bases en alta concentración.

High Resistance to Stains and Acids

The products have a high level of removal or attenuation of stains, which optimizes the maintenance and cleaning of the floor.

Alta Resistência às Manchas e aos Ácidos

Os produtos possuem um elevado grau de remoção ou atenuação de manchas, que otimiza a manutenção e limpeza do pavimento.

Haute Résistance aux Taches et aux Acides

Les produits ont un degré élevé d'élimination ou l'atténuation des taches, qui optimisent l'entretien et le nettoyage du carreau.

Hohe Beständigkeit gegen Flecken und Säuren

Die spezifischen Eigenschaften der Produkte, insbesondere ihre gegenüber gepresstem Feinsteinzeug hervorragende Scherben-Dichte tragen in hohem Maß zur Vermeidung und einfacher Entfernung von Flecken und Verschmutzungen jeder Art bei, was die Reinigung und Wartung von Bodenflächen optimiert.

Alta Resistencia a las Manchas y Ácidos

Los productos tienen un alto grado de eliminación o atenuación de manchas, que optimizan el mantenimiento y limpieza del piso.

High Resistance to Thermal Shock and Frost Proof

High resistance to temperature variations and to frost, which are key features in the choosing of this product by its prescribers.

Alta Resistência ao Choque Térmico e ao Gelo

Elevada resistência às amplitudes térmicas e de resistência ao gelo, são características determinantes na opção dos prescritores por este produto.

Haute Résistance aux Chocs Thermiques et à la Glace

Haute résistance aux variations de température et de résistance au gel, ce sont des caractéristiques clés dans le choix des prescripteurs pour ce produit.

Hohe Beständigkeit gegen Temperaturschock und Frost

Hohe Beständigkeit gegen Temperaturschwankungen und Frost sind oft Hauptmerkmale bei der Entscheidung für Keratec-Produkte bei Objekt-Ausschreibungen.

Alta Resistencia al Choque Térmico y al Hielo

Alta resistencia a las amplitudes térmicas y resistencia al hielo, son características determinantes en la opción de los proscriptores de este producto.

Skintech ▼
4,5 mm ▲

▶ ◀ 4,5 mm thickness

IDEAL FOR RENOVATIONS WITHOUT DEMOLITIONS.

Ideal para renovações sem demolições.
Idéal pour des rénovations sans démolition.
Ideal für Renovierungen ohne Abriss.
Ideal para renovaciones sin demoliciones.



- Easy and direct application on renovation surfaces.
- Aplicação fácil e direta sobre o acabamento a renovar.
- Application simple et directe sur les supports à rénover.
- Einfache und direkte Verlegung auf die zu renovierende Oberfläche.
- Aplicación fácil y directa sobre el acabado a renovar.



- Reduced labour costs and duration of work.
- Redução de custo de mão-de-obra e de tempo de obra.
- Réduction du coût de la main d'oeuvre et du temps des travaux.
- Reduzierung der Arbeitskosten und der Bauzeit.
- Reducción del coste de mano de obra y tiempo de mano de obra.



- No demolition waste and removal costs.
- Sem desperdícios de demolição e custos de remoção.
- Pas de déchets de démolition ni de frais d'enlèvement.
- Keine Abbruchabfälle und Entsorgungskosten.
- Sin residuos de demolición y costes de remoción.



- Reduced transport costs.
- Menor custo de transporte.
- Coût de transport plus faible.
- Niedrigere Transportkosten.
- Menor costo de transporte.



- Lower environmental footprint.
- Menor pegada ambiental.
- Plus faible empreinte écologique.
- Geringere Umweltbelastung.
- Menor huella ambiental.



BIM

Citizen Grey 29.5x88.8 cm ret. K9008R
Mosaic Citizen Grey 29.5x29.5 cm KM9008

CITIZEN


Urban spirit for modern and cosmopolitan spaces.

Espírito urbano para espaços modernos e cosmopolitas.
Esprit urbain pour des espaces modernes et cosmopolites.
Urbaner Geist für moderne und weltoffene Räume.
Espíritu urbano para espacios modernos y cosmopolitas.


IVORY

GREY

CARBON



FULL BODY Extruded Porcelain Tiles
Wall



30x90cm
11.8"x35.4"



30x60cm
11.8"x23.6"






Citizen Grey 29.5x88.8 cm ret. K9008R
Mosaic Citizen Grey 29.5x29.5 cm KM9008
Mosaic Citizen Carbon 29.5x29.5 cm KM9009




Skintech ▼
4,5 mm ▲

Citizen Carbon 29.5x88.8 cm ret. K9009R




Citizen Ivory 29.5x88.8 cm ret. K9007R




IVORY
29.5x88.8 cm ret.

◆
K9007R | GF11




GREY
29.5x88.8 cm ret.

◆
K9008R | GF11




IVORY
29.5x59.2 cm ret.

◆
K5007R | GF08




GREY
29.5x59.2 cm ret.

◆
K5008R | GF08



MOSAIC CITIZEN IVORY
(4.5X5 cm) (PIECE)
29.5x29.5x0.45 cm KM9007 | GJ34




MOSAIC CITIZEN GREY
(4.5X5 cm) (PIECE)
29.5x29.5x0.45 cm KM9008 | GJ34



CARBON
29.5x88.8 cm ret.

◆
K9009R | GF11



CARBON
29.5x59.2 cm ret.

◆
K5009R | GF08



MOSAIC CITIZEN CARBON
(4.5X5 cm) (PIECE)
29.5x29.5x0.45 cm KM9009 | GJ34

PACKING AND WEIGHT

Sizes (cm) Dimensão . Format Maße . Formato	Pieces Peças . Pièces Stück . Piezas	SQM M²	Weight Peso . Poids Gewicht . Peso	Box Caixa . Boîte Karton . Caja	SQM M²	Weight Peso . Poids Gewicht . Peso
29.5x88.8x0.45 ret.	8	2.090	21.80	25	52.250	560
29.5x59.2x0.45 ret.	14	2.440	22.63	40	97.600	960

SOFTLINE

A subtle touch of elegance, charm and sophistication.

Um toque subtil de elegância, charme e sofisticação.
 Une touche subtile d'élégance, de charme et de sophistication.
 Ein subtiler Hauch von Eleganz, Charme und Raffinesse.
 Un sutil toque de elegancia, encanto y sofisticación.



Wall:
 Mosaic Softline Carbon 29.5x29.5 cm KM9006
 Minimal Carbon 29.5x59.2 cm ret. P3058R
 Softline Carbon 29.5x88.8 cm ret. K9006R

Floor:
 Bosco Nebbia 22.05x88.8 cm ret. Natural P9084C2
 Bosco Nebbia 14.5x88.8 cm ret. Natural P9084C3


IVORY

GREY

CARBON



FULL BODY Extruded Porcelain Tiles
 Wall



30x90cm
 11.8"x35.4"



30x60cm
 11.8"x23.6"

FINISH

NATURAL
 (MATTE/SHINE)

BIM

Reception




Wall:
Softline Grey 29.5x88.8 cm ret. K9005R
Softline Ivory 29.5x88.8 cm ret. K9004R

Floor:
Urban Stone Anthracite 44.3x88.8 cm ret. Natural P9113R





Mosaic Softline Ivory 29.5x29.5 cm KM1004
Softline Ivory 29.5x88.8 cm ret. K9004R



IVORY
29.5x88.8 cm ret. K9004R | GF11




GREY
29.5x88.8 cm ret. K9005R | GF11




IVORY
29.5x59.2 cm ret. K5004R | GF08




GREY
29.5x59.2 cm ret. K5005R | GF08




MOSAIC SOFTLINE IVORY
(4.5X5 cm) (PIECE)
29.5x29.5x0.45 cm KM9004 | GJ34



MOSAIC SOFTLINE IVORY
(9.7X9.7 cm) (PIECE)
29.5x29.5x0.45 cm KM1004 | GJ22



MOSAIC SOFTLINE GREY
(4.5X5 cm) (PIECE)
29.5x29.5x0.45 cm KM9005 | GJ34




MOSAIC SOFTLINE GREY
(9.7X9.7 cm) (PIECE)
29.5x29.5x0.45 cm KM1005 | GJ22




CARBON
29.5x88.8 cm ret. K9006R | GF11



CARBON
29.5x59.2 cm ret. K5006R | GF08



MOSAIC SOFTLINE CARBON
(4.5X5 cm) (PIECE)
29.5x29.5x0.45 cm KM9006 | GJ34



MOSAIC SOFTLINE CARBON
(9.7X9.7 cm) (PIECE)
29.5x29.5x0.45 cm KM1006 | GJ22

PACKING AND WEIGHT

Sizes (cm) Dimensão . Format Maße . Format	Pieces Peças . Pièces Stück . Piezas	SQM M²	Weight Peso . Poids Gewicht . Peso	Box Caixa . Boite Karton . Caja	SQM M²	Weight Peso . Poids Gewicht . Peso
29.5x88.8x0.45 ret.	8	2.090	21.80	25	52.250	560
29.5x59.2x0.45 ret.	14	2.440	22.63	40	97.600	960



SANDSTONE


The serenity of sandstone as inspiration for elegant spaces.


A serenidade dos arenitos como inspiração para espaços elegantes.
 La sérénité des grès comme source d'inspiration pour des espaces élégants.
 Die Gelassenheit der Sandsteine als Inspiration für elegante Räume.
 La serenidad de las areniscas como inspiración para espacios elegantes.

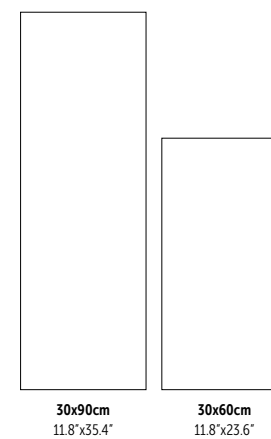
IVORY

GREY

CARBON



 FULL BODY Extruded Porcelain Tiles
Wall



Sandstone Ivory 29.5x88.8 cm ret. K9001R
 Mosaic Sandstone Ivory 29.5x29.5 cm KM9001

BIM



SANDSTONE

Skintech
4,5 mm



Wall:
Sandstone Grey 29.5x59.2 cm ret. K5002R
Mosaic Sandstone Grey 29.5x29.5 cm KM9002

Floor:
Bosco Castagno 22.05x88.8 cm ret. Natural P9082C2
Bosco Castagno 14.5x88.8 cm ret. Natural P9082C3



WALL
EXTRUDED
PORCELAIN TILES



FULL
BODY



V2 - SLIGHT
VARIATION



NATURAL
(MATTE)



0.45cm

SANDSTONE

Skintech
4,5 mm



IVORY
29.5x88.8 cm ret.

K9001R | GF11



GREY
29.5x88.8 cm ret.

K9002R | GF11




IVORY
29.5x59.2 cm ret.

K5001R | GF08




GREY
29.5x59.2 cm ret.

K5002R | GF08



MOSAIC SANDSTONE IVORY
(4.5X5 cm) (PIECE)
29.5x29.5x0.45 cm KM9001 | GJ34



MOSAIC SANDSTONE GREY
(4.5X5 cm) (PIECE)
29.5x29.5x0.45 cm KM9002 | GJ34




CARBON
29.5x88.8 cm ret.

K9003R | GF11



CARBON
29.5x59.2 cm ret.

K5003R | GF08



MOSAIC SANDSTONE CARBON
(4.5X5 cm) (PIECE)
29.5x29.5x0.45 cm KM9003 | GJ34

PACKING AND WEIGHT

Sizes (cm) Dimensão - Format Maße - Formato	Pieces Peças - Pièces Stück - Piezas	SQM M ²	Weight Peso - Poids Gewicht - Peso	Box Caixa - Boîte Karton - Caja	SQM M ²	Weight Peso - Poids Gewicht - Peso
29.5x88.8x0.45 ret.	8	2.090	21.80	25	52.250	560
29.5x59.2x0.45 ret.	14	2.440	22.63	40	97.600	960



Visualtech

CONTEMPORARY LOOK WITH ELEVATED DURABILITY.

Estética contemporânea aliada a uma elevada durabilidade.
Esthétique contemporaine combinée à une durabilité élevée.
Zeitgenössische Ästhetik kombiniert mit hoher Langlebigkeit.
Estética contemporânea combinada con alta durabilidad.

FULL BODY

- Unglazed Full Body Extruded Porcelain Tiles
- Porcelanato Extrudido Não Esmaltado Toda Massa
- Grés Cérame Étiré Non Émaillé Pleine Masse
- Unglasiertes Feinsteinzeug durchgefärbt
- Porcelánico Extrusionado No Esmaltado Toda la Masa



- High Resistance to Abrasion and Break
- Alta Resistência à Abrasão e Ruptura
- Haute Résistance à l'abrasion et à la Rupture
- Hohe Beständigkeit gegen Abrieb und Bruch
- Alta Resistencia a la Abrasión y Rotura



- High Chemical Resistance
- Alta Resistência Química
- Résistance Chimique Élevée
- Hohe chemische Beständigkeit
- Alta Resistencia Química



- High Resistance to Stains and Acids
- Alta Resistência às Manchas e aos Ácidos
- Haute Résistance aux Taches et aux Acides
- Hohe Beständigkeit gegen Flecken und Säuren
- Alta Resistencia a las Manchas y Ácidos



- High Resistance to Thermal Shock and Frost Proof
- Alta Resistência ao Choque Térmico e ao Gelo
- Haute Résistance aux Chocs Thermiques et à la Glace
- Hohe Beständigkeit gegen Temperaturschock und Frost
- Alta Resistencia al Choque Térmico y al Hielo



LUNIA

Organic spaces accented by timeless sophistication.


Espaços orgânicos que primam pela sofisticação intemporal.
 Des espaces organiques qui se distinguent par une élégance intemporelle.
 Organische Räume, die sich durch zeitlose Eleganz auszeichnen.
 Espacios orgánicos que sobresalen por la sofisticación atemporal.

CREAM


LIGHT GREY

DARK GREY

BLACK



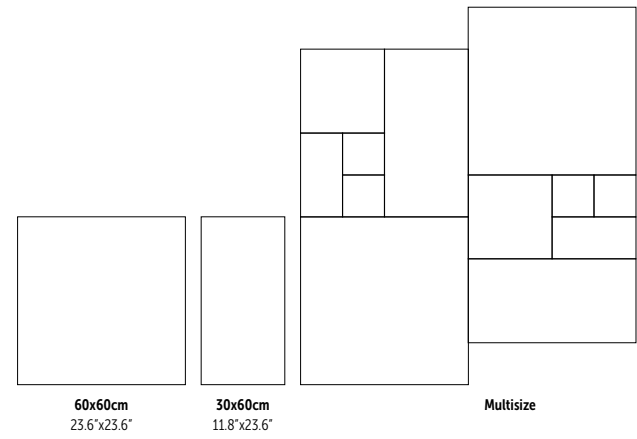
BIM



SEE IT IN YOUR ROOM!

Luna Black 59,2x59,2 cm ret. Natural K6008R

FULL BODY Extruded Porcelain Tiles
Wall & Floor




FINISHES

NATURAL
R10
A
Class 2
PTV ≥ 36


ANTI-SLIP
R12
A+B+C
Class 3
PTV ≥ 36





CREAM
Multisize K6005MS | GF16 K6009MS | GF17

1 Box: Module 12 Pieces (Alternative Layouts - Page 507)
 2 Pieces - 59.2x59.2 cm ret. 2 Pieces - 29.5x29.5 cm ret. 4 Pieces - 14.65x14.65 cm ret.
 2 Pieces - 29.5x59.2 cm ret. 2 Pieces - 14.65x29.5 cm ret.




LIGHT GREY
Multisize K6006MS | GF16 K6010MS | GF17

1 Box: Module 12 Pieces (Alternative Layouts - Page 507)
 2 Pieces - 59.2x59.2 cm ret. 2 Pieces - 29.5x29.5 cm ret. 4 Pieces - 14.65x14.65 cm ret.
 2 Pieces - 29.5x59.2 cm ret. 2 Pieces - 14.65x29.5 cm ret.



CREAM
59.2x59.2 cm ret. K6005R | GF08 K6009R | GF09



MOSAIC LUNA CREAM
(4.7X4.7 CM) (PIECE)
29.5x29.5x0.8 cm KM4015 | GJ31




LIGHT GREY
59.2x59.2 cm ret. K6006R | GF08 K6010R | GF09



MOSAIC LUNA LIGHT GREY
(4.7X4.7 CM) (PIECE)
29.5x29.5x0.8 cm KM4016 | GJ31




CREAM
29.5x59.2 cm ret. K6005RC | GF06 K6009RC | GF07



MOSAIC STICKS LUNA CREAM
(PIECE)
29.5x29.5x0.8 cm KM2001 | GJ37



LIGHT GREY
29.5x59.2 cm ret. K6006RC | GF06 K6010RC | GF07



MOSAIC STICKS LUNA LIGHT GREY
(PIECE)
29.5x29.5x0.8 cm KM2002 | GJ37


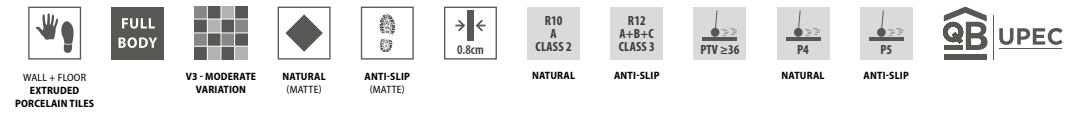


Luna Light Grey Multisize Anti-Slip K6010MS



Wall:
Luna Light Grey 29.5x59.2 cm ret. Natural K6006RC
Mosaic Sticks Luna Light Grey 29.5x29.5 cm Natural KM2002
Mosaic Sticks Luna Black 29.5x29.5 cm Natural KM2004


Floor:
Luna Black 59.2x59.2 cm ret. Natural K6008R



DARK GREY
 Multisize K6007MS | GF16 K6011MS | GF17

1 Box: **Module 12 Pieces** (Alternative Layouts - Page 507)

2 Pieces - 59.2x59.2 cm ret. 2 Pieces - 29.5x29.5 cm ret. 4 Pieces - 14.65x14.65 cm ret.
 2 Pieces - 29.5x59.2 cm ret. 2 Pieces - 14.65x29.5 cm ret.




BLACK
 Multisize K6008MS | GF16 K6012MS | GF17

1 Box: **Module 12 Pieces** (Alternative Layouts - Page 507)

2 Pieces - 59.2x59.2 cm ret. 2 Pieces - 29.5x29.5 cm ret. 4 Pieces - 14.65x14.65 cm ret.
 2 Pieces - 29.5x59.2 cm ret. 2 Pieces - 14.65x29.5 cm ret.



DARK GREY
 59.2x59.2 cm ret. K6007R | GF08 K6011R | GF09



MOSAIC LUNA DARK GREY
 (4.7X4.7 CM) (PIECE)
 29.5x29.5x0.8 cm KM4017 | GJ31




BLACK
 59.2x59.2 cm ret. K6008R | GF08 K6012R | GF09




MOSAIC LUNA BLACK
 (4.7X4.7 CM) (PIECE)
 29.5x29.5x0.8 cm KM4018 | GJ31



DARK GREY
 29.5x59.2 cm ret. K6007RC | GF06 K6011RC | GF07



MOSAIC STICKS LUNA DARK GREY
 (PIECE)
 29.5x29.5x0.8 cm KM2003 | GJ37



BLACK
 29.5x59.2 cm ret. K6008RC | GF06 K6012RC | GF07



MOSAIC STICKS LUNA BLACK
 (PIECE)
 29.5x29.5x0.8 cm KM2004 | GJ37

SPECIAL PIECES

Stairstep Degrau . Nez-de-Marche Stufe . Peldaño	Step Extra Fluted* Degrau Espessurado . Nez de Marche Forte Épaisseur Winkelstufe . Peldaño con Espesor	Skirting Rodapé . Plinthe Sockel . Rodapié
59.2x59.2x0.8 cm ret. GJ42	29.5x59.2x0.8 cm ret. GJ58	8x59.2x0.8 cm ret. GJ14
29.5x59.2x0.8 cm ret. GJ30		

PACKING & WEIGHT

Sizes (cm) Dimensão . Format Maße . Formato	Pieces Peças . Pièces Stück . Piezas	SQM M²	Weight Peso . Poids Gewicht . Peso	Box Caixa . Boîte Karton . Caja	SQM M²	Weight Peso . Poids Gewicht . Peso
59.2x59.2x0.8 ret.	4	1.400	26.60	36	50.400	920
29.5x59.2x0.8 ret.	7	1.220	22.63	40	48.800	920
Multisize	12	1.400	26.60	32	44.800	866

* Minimum of 10 pieces . Quantidade mínima de 10 peças . Quantité minimum de 10 pièces . Mindestmenge: 10 Stücke . Cantidad mínima de 10 piezas



Soft AS ensures a smooth and pleasant-to-touch surface while maintaining slip-resistant properties.
 Soft AS garante uma superfície suave e agradável ao toque, mantendo propriedades antiderrapantes.
 Soft AS garantit une surface lisse et agréable au toucher tout en conservant des propriétés antidérapantes.
 Soft AS gewährleistet eine glatte und angenehm anzufassende Oberfläche, während sie die rutschhemmenden Eigenschaften beibehält.
 Soft AS asegura una superficie suave y agradable al tacto, manteniendo propiedades antideslizantes.



BIM



SEE IT IN YOUR ROOM!

Wall:
 Ebro Light Grey 29.5x59.2 cm ret. Soft AS K6016RC
 Mosaic Ebro Light Grey 29.5x29.5 cm Soft AS KM3002
 Floor:
 Ebro Light Grey 59.2x59.2 cm ret. Soft AS K6016R

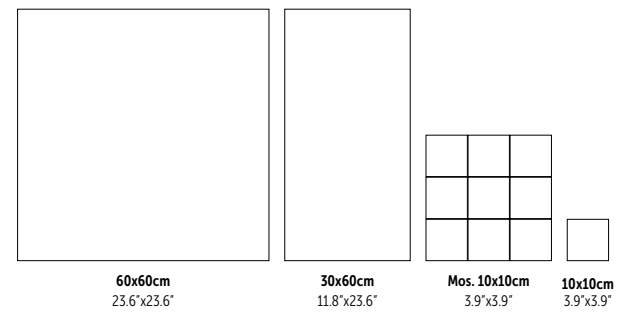


Modern and organic spaces.

Ambientes modernos e orgânicos.
 Environnements modernes et organiques.
 Moderne und organische Umgebungen.
 Ambientes modernos y orgánicos.



FULL BODY Extruded Porcelain Tiles
 Wall & Floor

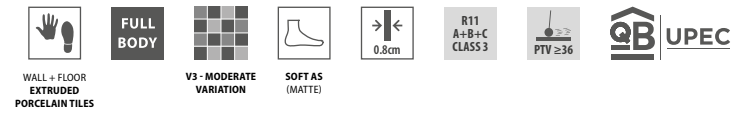


FINISH
 SOFT AS
 R11
 A+B+C
 Class 3
 PTV ≥ 36




Wall:
Ebro Dark Grey 29.5x59.2 cm ret. Soft AS K6017RC
Mosaic Dark Light Grey 29.5x29.5 cm Soft AS KM3003


Floor:
Ebro Dark Grey 59.2x59.2 cm ret. Soft AS K6017R



CREAM
59.2x59.2 cm ret. K6015R | GF08




LIGHT GREY
59.2x59.2 cm ret. K6016R | GF08



DARK GREY
59.2x59.2 cm ret. K6017R | GF08



CREAM
29.5x59.2 cm ret. K6015RC | GF06




LIGHT GREY
29.5x59.2 cm ret. K6016RC | GF06



DARK GREY
29.5x59.2 cm ret. K6017RC | GF06



CREAM
9.5x9.5 cm K6015C9 | GF24



LIGHT GREY
9.5x9.5 cm K6016C9 | GF24



DARK GREY
9.5x9.5 cm K6017C9 | GF24



MOSAIC EBRO CREAM
(9.5X9.5 CM) m² K6015M9 | GF33



MOSAIC EBRO LIGHT GREY
(9.5X9.5 CM) m² K6016M9 | GF33



MOSAIC EBRO DARK GREY
(9.5X9.5 CM) m² K6017M9 | GF33



MOSAIC EBRO CREAM
(4.7X4.7 CM) (PIECE) KM4021 | GJ31



MOSAIC EBRO LIGHT GREY
(4.7X4.7 CM) (PIECE) KM4022 | GJ31



MOSAIC EBRO DARK GREY
(4.7X4.7 CM) (PIECE) KM4023 | GJ31



MOSAIC EBRO CREAM
(3X15 CM) (PIECE) KM3001 | GJ31



MOSAIC EBRO LIGHT GREY
(3X15 CM) (PIECE) KM3002 | GJ31



MOSAIC EBRO DARK GREY
(3X15 CM) (PIECE) KM3003 | GJ31

SPECIAL PIECES

Stairstep Degrau, Nez-de-Marche Stufe, Peldaño	Step Extra Fluted* Degrau Espessurado, Nez de Marche Forte Epaisseur Winkelstufe, Peldaño con Espesor	Skirting Rodapé, Plinthe Sockel, Rodapié
59.2x59.2x0.8 cm ret. GJ42	29.5x59.2x0.8 cm ret. GJ58	8x59.2x0.8 cm ret. GJ14
29.5x59.2x0.8 cm ret. GJ30		

PACKING & WEIGHT

Sizes (cm) Dimensão, Format Maße, Formato	Pieces Peças, Pièces Stück, Piezas	SQM M²	Weight Peso, Poids Gewicht, Peso	Box Caixa, Bolte Karton, Caja	SQM M²	Weight Peso, Poids Gewicht, Peso
59.2x59.2x0.8 ret.	4	1.400	26.60	36	50.400	920
29.5x59.2x0.8 ret.	7	1.220	22.63	40	48.800	920
9.5x9.5x0.8	60	0.560	10.54	84	47.040	900
Mosaic 28.9x28.9 (9.5)	99	0.930	17.30	30	27.900	534

* Minimum of 10 pieces. Quantidade mínima de 10 peças. Quantité minimum de 10 pièces. Mindestmenge: 10 Stücke. Cantidad mínima de 10 piezas



BIM



SEE IT IN YOUR ROOM!

X-Treme Grey 59.2x59.2 cm ret. K6002R

X-TREME

Elevated multi-purpose and durability.

Elevada polivalência e durabilidade.
 Polyvalence et durabilité.
 Hohe Vielseitigkeit und Langlebigkeit.
 Elevada polivalência e durabilidade.


IVORY

GREY


CARBON



FULL BODY Extruded Porcelain Tiles
 Wall & Floor



60x60cm
 23.6"x23.6"




45x45cm
 17.7"x17.7"

FINISH

NATURAL
 R10
 Class 2
 PTV ≥36

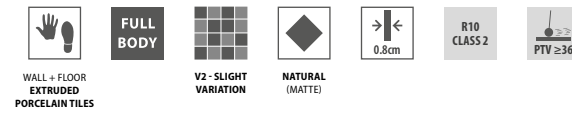


X-Treme Ivory 59.2x59.2 cm ret. K6001R



Visualtech 

X-Treme Carbon 59.2x59.2 cm ret. K6003R



IVORY
59.2x59.2 cm ret. K6001R | GF10



GREY
59.2x59.2 cm ret. K6002R | GF10



CARBON
59.2x59.2 cm ret. K6003R | GF10




IVORY
44.3x44.3 cm ret. K4016R | GF05




GREY
44.3x44.3 cm ret. K4017R | GF05



CARBON
44.3x44.3 cm ret. K4018R | GF05



MOSAIC X-TREME IVORY
(4.7X4.7 CM) (PIECE)
29.5x29.5x0.8 cm KM4002 | GJ31



MOSAIC X-TREME GREY
(4.7X4.7 CM) (PIECE)
29.5x29.5x0.8 cm KM4003 | GJ31



MOSAIC X-TREME CARBON
(4.7X4.7 CM) (PIECE)
29.5x29.5x0.8 cm KM4004 | GJ31

SPECIAL PIECES

Stairstep	Step Extra Fluted*	Skirting
Degrau . Nez-de-Marche Stufe . Peldaño	Degrau Espesurado. Nez de Marche Forte Epaisseur Winkelstufe . Peldaño con Espesor	Skirting Rodapé . Plinthe Sockel . Rodapié
59.2x59.2x0.8 cm ret. GJ42	29.5x59.2x0.8 cm ret. GJ58	8x59.2x0.8 cm ret. GJ14
29.5x59.2x0.8 cm ret. GJ30		8x44.3x0.8 cm ret. GJ09
44.3x44.3x0.8 cm ret. GJ28		

PACKING AND WEIGHT

Sizes (cm)	Pieces	SQM	Weight	Box	SQM	Weight
Dimensão . Format Maße . Formato	Peças . Pièces Stück . Piezas	M ²	Peso . Poids Gewicht . Peso	Caixa . Boite Karton . Caja	M ²	Peso . Poids Gewicht . Peso
59.2x59.2x0.8 ret.	4	1.400	26.60	36	50.400	920
44.3x44.3x0.8 ret.	6	1.178	22.38	30	35.340	686

* Minimum of 10 pieces . Quantidade mínima de 10 peças . Quantité minimum de 10 pièces . Mindestmenge: 10 Stücke . Cantidad mínima de 10 piezas



Pro-Deck Dark Brown 14.5x88.8 cm ret. K9011C3


PRO-DECK


Resistance and versatility for distinctive exterior areas.

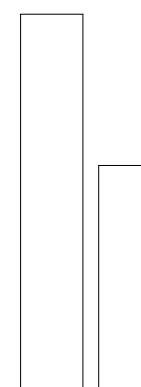
Resistência e versatilidade para espaços exteriores distintos.
 Résistance et polyvalence pour une variété d'espaces extérieurs.
 Beständigkeit und Vielseitigkeit für verschiedene Außenbereiche.
 Resistencia y versatilidad para espacios exteriores distintos.

DARK BROWN

DARK GREY



 **FULL BODY** Extruded Porcelain Tiles
Wall & Floor



15x90cm
5.9'x35.4'

7x30cm
2.8'x11.8'

FINISH

CI
R11
A+B+C



Pro-Deck Dark Brown 7x29 cm ret. K9011C7



DARK BROWN CI
14.5x88.8 cm ret. K9011C3 | GF09



DARK GREY CI
14.5x88.8 cm ret. K9010C3 | GF09



DARK BROWN CI
7x29 cm ret. K9011C7 | GF17



DARK GREY CI
7x29 cm ret. K9010C7 | GF17

PACKING AND WEIGHT

Icon	Pieces	SQM	Weight	Box	SQM	Weight
Dimensão . Format Maße . Formato	Peças . Pièces Stück . Piezas	M ²	Peso . Poids Gewicht . Peso	Caixa . Boite Karton . Caja	M ²	Peso . Poids Gewicht . Peso
14.5x88.8x0.8 ret.	9	1.160	19.00	45	52.200	875
7x29x0.8 ret.	23	0.467	7.86	98	45.766	786



Pro-Deck Dark Grey 14.5x88.8 cm ret. K9010C3



TERRA 1.4

The timeless beauty of terracotta.

A beleza intemporal da terracota.
 La beauté intemporelle de la terre cuite.
 Die zeitlose Schönheit von Terrakotta.
 La belleza atemporal de la terracota.

OCRA

COTTO



FULL BODY Extruded Porcelain Tiles
 Wall & Floor



20x30cm
 7.9"x11.8"



20x20cm
 7.9"x7.9"

FINISH

ANTI-SLIP
 R11
 A+B
 Class 3
 PTV ≥ 36



SEE IT IN YOUR ROOM!

Terra 1.4 Cotto 20x20 cm K2008
 Terra 1.4 Cotto 20x30 cm K2302



Terra 1.4 Ocra 20x30 cm K2301



WALL + FLOOR
EXTRUDED
PORCELAIN TILES



FULL
BODY



V4 - STRONG
VARIATION



ANTI-SLIP
(MATTE)



1.4cm



R11
A+B
CLASS 3




PTV ≥ 36

TERRA 1.4


Visualtech



OCRA
20x20 cm K2007 | GE20



OCRA
20x30 cm K2301 | GE20



COTTO
20x20 cm K2008 | GE22



COTTO
20x30 cm K2302 | GE22

AVAILABLE IN OCRA AND COTTO COLOURS



STEP EXTRA FLUTED
20x20 cm | GJ54
20x30 cm | GJ56



**STEP TREAD WITH
ROUNDED BULLNOSE**
20x20 cm | GJ38
20x30 cm | GJ45



GRID
15x20 cm | GJ50
15x30 cm | GJ52



L SHAPE TRIM
20x20 cm | GJ55
20x30 cm | GJ57



SKIRTING
8x20 cm | GJ08
8x30 cm | GJ11



Terra 1.4 Ocra 20x20 cm K2007
Grid Terra 1.4 Ocra 15x20 cm

PACKING AND WEIGHT



Sizes (cm)
Dimensão . Format
Maße . Formato



Pieces
Peças . Pièces
Stück . Piezas



SQM
M²



Weight
Peso . Poids
Gewicht . Peso



Box
Caixa . Boite
Karton . Caja



SQM
M²



Weight
Peso . Poids
Gewicht . Peso

Sizes (cm) Dimensão . Format Maße . Formato	Pieces Peças . Pièces Stück . Piezas	SQM M ²	Weight Peso . Poids Gewicht . Peso	Box Caixa . Boite Karton . Caja	SQM M ²	Weight Peso . Poids Gewicht . Peso
20x30x1.4	12	0.720	22.74	48	34.560	1107
20x20x1.4	19	0.760	24.00	56	42.560	1359

Terra 1.4 Cotto 20x30 cm K2302



Solidtech 

ELEVATED RESISTANCE AND DURABILITY FOR MORE DEMANDING AREAS.

Elevada resistência e durabilidade para áreas mais exigentes.
Haute résistance et durabilité pour les zones les plus exigeantes.
Hohe Widerstandsfähigkeit und Langlebigkeit für die anspruchsvollsten Bereiche.
Alta resistencia y durabilidad para las zonas más exigentes.

FULL BODY

- Unglazed Full Body Extruded Porcelain Tiles
- Porcelanato Extrudido Não Esmaltado Toda Massa
- Grés Cérame Étiré Non Émaillé Pleine Masse
- Unglasiertes Feinsteinzeug durchgefärbt
- Porcelanico Extrusionado No Esmaltado Toda la Masa



- High Resistance to Abrasion and Break
- Alta Resistência à Abrasão e Ruptura
- Haute Résistance à l'abrasion et à la Rupture
- Hohe Beständigkeit gegen Abrieb und Bruch
- Alta Resistencia a la Abrasión y Rotura



- High Chemical Resistance
- Alta Resistência Química
- Résistance Chimique Élevée
- Hohe chemische Beständigkeit
- Alta Resistencia Química



- High Resistance to Stains and Acids
- Alta Resistência às Manchas e aos Ácidos
- Haute Résistance aux Taches et aux Acides
- Hohe Beständigkeit gegen Flecken und Säuren
- Alta Resistencia a las Manchas y Ácidos



- High Resistance to Thermal Shock and Frost Proof
- Alta Resistência ao Choque Térmico e ao Gelo
- Haute Résistance aux Chocs Thermiques et à la Glace
- Hohe Beständigkeit gegen Temperaturschock und Frost
- Alta Resistencia al Choque Térmico y al Hielo




TECHNICAL

High wear resistance and easiness of maintenance.

Elevada resistência ao desgaste e facilidade de manutenção.
 Élevée résistance à l'usure et facilité d'entretien.
 Hohe Verschleißfestigkeit und Wartungsfreundlichkeit.
 Alta resistencia al desgaste y facilidad de mantenimiento.


PÉROLA




BEGE




TERRACOTA



CINZA CLARO




CINZA ESCURO



PRETO



VERDE SAGE




AZUL NÓRDICO




NEGRO



FULL BODY Extruded Porcelain Tiles
 Wall & Floor



60x60cm
 23.6"x23.6"



45x45cm
 17.7"x17.7"



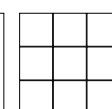
20x20cm
 7.9"x7.9"



30x60cm
 11.8"x23.6"



30x30cm
 11.8"x11.8"



Mos. 10x10cm
 3.9"x3.9"



10x10cm
 3.9"x3.9"

FINISHES

NATURAL
 R9 | - / A*
 Class 1 | - / PTV $\geq 36^*$

TEXTURED CI
 R12 | A+B
 Class 3 | PTV ≥ 36

CI
 R10 | A / A+B*
 Class 2 | PTV ≥ 36

DRAINAGE TEXTURED
 R12-V6 | A+B+C
 Class 3 | PTV ≥ 36

ANTI-SLIP
 R11 | A+B / A+B+C*
 Class 3 | PTV ≥ 36

* Starting from Lot A onwards.



Hospital Universitario "Marqués de Valdecilla", Spain



Due to its unique high wear resistance features combined with a strong resistance to stains and facility of maintenance, this range ensures a high longevity, being the ideal solution for residential use or even for high traffic areas, such as (among others):

- Public spaces;
- Commercial spaces;
- Airports and transport stations;
- Schools;
- Pedestrian routes;
- Hospitals and Pharmacies.

Pelas suas características únicas de elevada resistência ao desgaste aliadas a uma forte resistência a manchas e facilidade de manutenção, esta gama assegura uma elevada longevidade, sendo a solução ideal para uso residencial ou até mesmo de tráfego intenso como, a título de exemplo, (entre outros):

- Espaços públicos;
- Espaços comerciais;
- Aeroportos e estações de transportes;
- Escolas;
- Vias pedonais;
- Hospitais e Farmácias.

En raison de ses caractéristiques uniques de haute résistance à l'usure combinées à une forte résistance aux taches et à la facilité d'entretien, cette gamme assure une longévité élevée, étant la solution idéale pour une utilisation résidentielle ou même un trafic lourd, par exemple, (entre autres):

- Espaces publics;
- Espaces commerciaux;
- Aéroports et gares de transport;
- Écoles;
- Voies pédestres;
- Hôpitaux et Pharmacies.

Aufgrund seiner einzigartigen Eigenschaften der hohen Verschleißfestigkeit, sowie einen starken Widerstand gegen Flecken und leichten Wartung, steht dieses Sortiment für eine hohe Langlebigkeit, und ist die ideale Lösung für Wohnverbrauch oder sogar für stark frequentierte Bereiche, wie zum Beispiel (unter anderem):

- öffentliche Bereiche;
- Verkaufsflächen;
- Flughäfen und Transport-Stationen;
- Schulen;
- Wanderwege;
- Krankenhäuser und Apotheken.

Por sus características únicas de alta resistencia al desgaste, aliados a una fuerte resistencia a las manchas y facilidad de mantenimiento, esta gama garantiza una longevidad alta, siendo la solución ideal para uso residencial, o incluso de alto tráfico como, por ejemplo, (entre otros):

- Espacios públicos;
- Comercios;
- Aeroportos y estaciones de transporte;
- Escuelas;
- Senderos;
- Hospitales y farmacias.



Cinza Escuro 59.2x59.2 cm ret. Natural 1025



Wall:
Verde Sage 9.5x9.5 cm Natural K3039C9
Concrete Blend 44.3x88.8 cm ret. Natural CT56R

Floor:
Verde Sage 9.5x9.5 cm Cl K3039C9
Concrete Blend 44.3x88.8 cm ret. Natural CT56R





PÉROLA Natural CI Anti-Slip
59.2x59.2 cm ret. 1014 | GF09 1014CI | GF10 1014AS | GF10

CINZA CLARO Natural CI Anti-Slip
59.2x59.2 cm ret. 1020 | GF09 1020CI | GF10 1020AS | GF10

CINZA ESCURO Natural CI Anti-Slip
59.2x59.2 cm ret. 1025 | GF09 1025CI | GF10 1025AS | GF10

PRETO Natural CI Anti-Slip
59.2x59.2 cm ret. 1030 | GF11 1030CI | GF12 1030AS | GF12

NEGRO Natural CI Anti-Slip
59.2x59.2 cm ret. 1032 | GF15 1032CI | GF16 1032AS | GF16





PÉROLA Natural CI Anti-Slip
29.5x59.2 cm ret. 1014 | GF01 1014CI | GF03 1014AS | GF03

CINZA CLARO Natural CI Anti-Slip
29.5x59.2 cm ret. 1020 | GF01 1020CI | GF03 1020AS | GF03

CINZA ESCURO Natural CI Anti-Slip
29.5x59.2 cm ret. 1025 | GF01 1025CI | GF03 1025AS | GF03

PRETO Natural CI Anti-Slip
29.5x59.2 cm ret. 1030 | GF03 1030CI | GF05 1030AS | GF05

NEGRO Natural CI Anti-Slip
29.5x59.2 cm ret. 1032 | GF05 1032CI | GF07 1032AS | GF07



PÉROLA Natural CI Anti-Slip
44.3x44.3 cm ret. K4001R | GF04 K4006R | GF06 K4011R | GF06

CINZA CLARO Natural CI Anti-Slip
44.3x44.3 cm ret. K4002R | GF04 K4007R | GF06 K4012R | GF06

CINZA ESCURO Natural CI Anti-Slip
44.3x44.3 cm ret. K4003R | GF04 K4008R | GF06 K4013R | GF06


PRETO Natural CI Anti-Slip
44.3x44.3 cm ret. K4004R | GF06 K4009R | GF07 K4014R | GF07

NEGRO Natural CI Anti-Slip
44.3x44.3 cm ret. K4005R | GF07 K4010R | GF08 K4015R | GF08

PACKING AND WEIGHT

Size (cm) Dimensão, Format Maße, Formato	Pieces Peças, Pièces Stück, Piezas	SQM M ²	Weight Peso, Poids Gewicht, Peso	Box Caixa, Boite Karton, Caja	SQM M ²	Weight Peso, Poids Gewicht, Peso
59.2x59.2x0.8 ret.	4	1.400	26.60	36	50.400	920
44.3x44.3x0.8 ret.	6	1.178	22.38	30	35.340	686
29.5x59.2x0.8 ret.	7	1.220	22.63	40	48.800	920


* Starting from Lot A onwards.
A partir do lote A em diante. À partir du lot A en avant. Beginnend ab Los A. A partir del lote A en adelante.



PÉROLA Natural CI Anti-Slip
 29.7x29.7x0.8 cm K3031 | GE05 K3001 | GE06 K3051 | GE06
 29.7x29.7x0.6 cm K3075 | GE01 K3077 | GE03
 20x20x0.7 cm K2011 | GE03 K2001 | GE05 K2021 | GE05



CINZA CLARO Natural CI Anti-Slip
 29.7x29.7x0.8 cm K3032 | GE05 K3002 | GE06 K3052 | GE06
 29.7x29.7x0.6 cm K3076 | GE01 K3078 | GE03
 20x20x0.7 cm K2012 | GE03 K2002 | GE05 K2022 | GE05



CINZA ESCURO Natural CI Anti-Slip
 29.7x29.7x0.8 cm K3033 | GE05 K3043 | GE06 K3053 | GE06
 20x20x0.7 cm K2013 | GE03 K2016 | GE05 K2023 | GE05




PRETO Natural CI Anti-Slip
 29.7x29.7x0.8 cm K3034 | GE08 K3003 | GE09 K3054 | GE09
 20x20x0.7 cm K2014 | GE05 K2003 | GE07 K2024 | GE07




NEGRO Natural CI Anti-Slip
 29.7x29.7x0.8 cm K3035 | GE09 K3045 | GE10 K3055 | GE10
 20x20x0.7 cm K2015 | GE07 K2017 | GE09 K2025 | GE09




BEGE Natural CI Anti-Slip
 29.7x29.7x0.8 cm K3036 | GE08 K3046 | GE09 K3056 | GE09




MOSAIC KERATEC PÉROLA (9.5X9.5 cm)
 m² Natural CI Anti-Slip
 28.9x28.9x0.8 cm K3031M9 | GF28 K3001M9 | GF29 K3051M9 | GF29




MOSAIC KERATEC CINZA CLARO (9.5X9.5 cm)
 m² Natural CI Anti-Slip
 28.9x28.9x0.8 cm K3032M9 | GF28 K3002M9 | GF29 K3052M9 | GF29




MOSAIC KERATEC CINZA ESCURO (9.5X9.5 cm)
 m² Natural CI Anti-Slip
 28.9x28.9x0.8 cm K3033M9 | GF28 K3043M9 | GF29 K3053M9 | GF29



MOSAIC KERATEC PRETO (9.5X9.5 cm)
 m² Natural CI Anti-Slip
 28.9x28.9x0.8 cm K3034M9 | GF29 K3003M9 | GF30 K3054M9 | GF30



MOSAIC KERATEC NEGRO (9.5X9.5 cm)
 m² Natural CI Anti-Slip
 28.9x28.9x0.8 cm K3035M9 | GF31 K3045M9 | GF32 K3055M9 | GF32



MOSAIC KERATEC BEGE (9.5X9.5 cm)
 m² Natural CI Anti-Slip
 28.9x28.9x0.8 cm K3036M9 | GF29 K3046M9 | GF30 K3056M9 | GF30



PÉROLA Natural CI Anti-Slip
 9.5x9.5x0.8 cm K3031C9 | GF19 K3001C9 | GF20 K3051C9 | GF20



CINZA CLARO Natural CI Anti-Slip
 9.5x9.5x0.8 cm K3032C9 | GF19 K3002C9 | GF20 K3052C9 | GF20



CINZA ESCURO Natural CI Anti-Slip
 9.5x9.5x0.8 cm K3033C9 | GF19 K3043C9 | GF20 K3053C9 | GF20



PRETO Natural CI Anti-Slip
 9.5x9.5x0.8 cm K3034C9 | GF20 K3003C9 | GF21 K3054C9 | GF21




NEGRO Natural CI Anti-Slip
 9.5x9.5x0.8 cm K3035C9 | GF21 K3045C9 | GF22 K3055C9 | GF22




BEGE Natural CI Anti-Slip
 9.5x9.5x0.8 cm K3036C9 | GF20 K3046C9 | GF21 K3056C9 | GF21



PÉROLA Drainage Textured
 29.7x29.7x0.8 cm K3004 | GE10
 20x20x0.8 cm K2004 | GE15



CINZA CLARO Drainage Textured
 29.7x29.7x0.8 cm K3005 | GE10
 20x20x0.8 cm K2005 | GE15



MOSAIC KERATEC (4.7X4.7 cm)
 (PIECE) Natural
 29.5x29.5x0.8 cm - | GJ31



AZUL NÓRDICO Natural CI Anti-Slip
 29.7x29.7x0.8 cm K3038 | GE11 K3048 | GE12 K3058 | GE12



VERDE SAGE Natural CI Anti-Slip
 29.7x29.7x0.8 cm K3039 | GE18 K3049 | GE19 K3059 | GE19




TERRACOTA Natural CI Anti-Slip
 29.7x29.7x0.8 cm K3037 | GE10 K3047 | GE11 K3057 | GE11




PÉROLA Textured CI
 29.7x29.7x0.8 cm K3041 | GE06




CINZA CLARO Textured CI
 29.7x29.7x0.8 cm K3042 | GE06



MOSAIC KERATEC AZUL NÓRDICO (9.5X9.5 cm)
 m² Natural CI Anti-Slip
 28.9x28.9x0.8 cm K3038M9 | GF32 K3048M9 | GF33 K3058M9 | GF33



MOSAIC KERATEC VERDE SAGE (9.5X9.5 cm)
 m² Natural CI Anti-Slip
 28.9x28.9x0.8 cm K3039M9 | GF35 K3049M9 | GF36 K3059M9 | GF36



MOSAIC KERATEC TERRACOTA (9.5X9.5 cm)
 m² Natural CI Anti-Slip
 28.9x28.9x0.8 cm K3037M9 | GF31 K3047M9 | GF32 K3057M9 | GF32



AZUL NÓRDICO Natural CI Anti-Slip
 9.5x9.5x0.8 cm K3038C9 | GF22 K3048C9 | GF23 K3058C9 | GF23



VERDE SAGE Natural CI Anti-Slip
 9.5x9.5x0.8 cm K3039C9 | GF24 K3049C9 | GF25 K3059C9 | GF25



TERRACOTA Natural CI Anti-Slip
 9.5x9.5x0.8 cm K3037C9 | GF21 K3047C9 | GF22 K3057C9 | GF22

- Available in all colours under certain conditions. Disponível em todas as cores sob condições. Disponible dans toutes les couleurs sous certaines conditions. Unter bestimmten Bedingungen in allen Farben erhältlich. Disponible en todos los colores bajo ciertas condiciones.

PACKING AND WEIGHT

Sizes (cm) Dimensão . Format Maße . Formato	Pieces Peças . Pièces Stück . Piezas	SQM M ²	Weight Peso . Poids Gewicht . Peso	Box Caixa . Bolte Karton . Caja	SQM M ²	Weight Peso . Poids Gewicht . Peso
29.7x29.7x0.8	13	1.170	20.90	50	58.500	1060
29.7x29.7x0.6	17	1.530	20.90	50	76.500	1060
29.7x29.7x0.8 (D. Textured)	12	1.080	19.71	50	54.000	1000
20x20x0.8 (D. Textured)	33	1.320	23.88	42	55.440	1018

PACKING AND WEIGHT

Sizes (cm) Dimensão . Format Maße . Formato	Pieces Peças . Pièces Stück . Piezas	SQM M ²	Weight Peso . Poids Gewicht . Peso	Box Caixa . Bolte Karton . Caja	SQM M ²	Weight Peso . Poids Gewicht . Peso
20x20x0.7	39	1.560	24.06	56	87.360	1362
9.5x9.5x0.8	64	0.600	10.62	84	50.400	907
Mosaic 28.9x28.9x0.8	99	0.930	16.74	30	27.900	509

* Starting from Lot A onwards.
A partir do lote A em diante. À partir du lot A en avant. Beginnend ab Los A. A partir del lote A en adelante.



Pérola 29.7x29.7 cm Natural K3061


INDUSTRIAL


Maximum robustness and mechanical resistance for heavy load traffic.

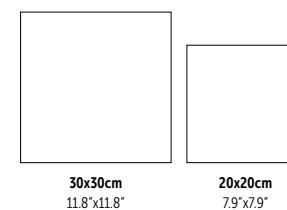
Máxima robustez e resistência mecânica para tráfego de cargas pesadas.
 Robustesse maximale et résistance mécanique pour le trafic lourd.
 Maximale Robustheit und mechanische Beständigkeit für den Schwerverkehr.
 Máxima robustez y resistencia mecánica para el tráfico pesado.

PÉROLA

CINZA CLARO



 **FULL BODY** Extruded Porcelain Tiles
 Wall & Floor



FINISHES

NATURAL
 R9 | - / A*
 Class 1 | - / PTV $\geq 36^*$

TEXTURED CI
 R12 | A+B
 Class 3 / PTV ≥ 36

CI
 R10 | A / A+B*
 Class 2 | PTV ≥ 36

DRAINAGE TEXTURED
 R12-V6 / A+B+C
 Class 3 / PTV ≥ 36

ANTI-SLIP
 R11 | A+B / A+B+C*
 Class 3 | PTV ≥ 36

* Starting from Lot A onwards.



Lactogal - Food Products Factory, Portugal

Solution of maximum robustness and mechanical resistance that offers high resistance to stains and chemical agents, especially suitable for the most demanding spaces in terms of support of heavy loads and of resistance to use in general (for example, parking lots, hypermarkets, transport interfaces, industry, laboratories, etc.).

It has three base formats, with a thickness of 1.2cm and 1.4cm, and offers various types of finishes that meet the specific needs depending on the type of use and foreseen level of security (natural, textured, and textured radial drainage).

Lösung für maximale Robustheit und mechanische Beständigkeit bietet hohe Beständigkeit gegen Fleckenbildung und Chemikalien, besonders geeignet für die anspruchsvollsten Räume in Bezug auf Unterstützung von Schwerlasten und Verwendung im Allgemeinen (z.B. Parkhäuser, Supermärkte, Transport, Industrie, Laboratorien usw.).

Es gibt drei Basis-Formate, mit einer Stärke von 1.2cm und 1.4cm, die in verschiedene Arten und Oberflächen angeboten werden, um Ihre spezifischen Bedürfnisse je nach Einsatzart und vorgesehenen Sicherheitsmaß (natural, texturiert, entwässerung radial texturiert) zu erfüllen.

Solução de máxima robustez e resistência mecânica que oferece elevada resistência a manchas e agentes químicos, especialmente adequada para espaços mais exigentes em termos de suporte a cargas pesadas e resistência ao uso em geral (ex: parques de estacionamento, hipermercados, transportes, indústria, laboratórios, etc.).

Dispõe de três formatos base, com espessura de 1.2cm e 1.4cm, e oferece diversos tipos de acabamento que permitem responder a necessidades específicas consoante o tipo de utilização e nível de segurança perspetivado (natural, texturado, drenante radial texturado).

Solución de máxima solidez y resistencia mecánica que ofrece alta resistencia a manchas y productos químicos, especialmente convenientes para los espacios más exigentes en términos de soporte a cargas pesadas y resistencia al uso en general (por ejemplo, aparcamientos, supermercados, transporte, industria, laboratorios, etc.).

Dispone de tres formatos base, con espesor de 1.2cm y 1.4cm, y ofrece varios tipos de acabado que permiten responder a necesidades específicas dependiendo del tipo de uso y nivel de seguridad ofrecido (natural, con textura, drenaje de textura radial).

Solution de force maximale et résistance mécanique qui offre une haute résistance aux taches et aux agents chimiques, particulièrement adapté pour les zones les plus exigeantes en termes de support de lourdes charges et à l'usage, en général (par exemple, parkings, supermarchés, transports, industrie, laboratoires, etc.).

Dispose de trois formats de base, avec une épaisseur de 1.2cm et 1.4cm, et propose différents types de finition qui répondent à des besoins spécifiques en fonction du type d'utilisation et le niveau de sécurité prévu (naturel, texturé, drainant radial texturé).



Solidtech

Pérola 20x20 cm Natural K2026

Auchan Hypermarket, Portugal





West Cliffs, Portugal

Cinza Claro 29.7x29.7 cm Natural K3022



PÉROLA Natural 29.7x29.7x1.4 cm K3071 | GE21
 20x20x1.4 cm K2036 | GE21
PÉROLA CI 29.7x29.7x1.4 cm K3073 | GE22
 20x20x1.4 cm K2038 | GE22



PÉROLA Natural 29.7x29.7x1.2 cm K3061 | GE15
 20x20x1.2 cm K2026 | GE15
PÉROLA CI 29.7x29.7x1.2 cm K3063 | GE17
 20x20x1.2 cm K2028 | GE17
PÉROLA Anti-Slip 29.7x29.7x1.2 cm K3065 | GE17
 20x20x1.2 cm K2030 | GE17
PÉROLA Textured CI 29.7x29.7x1.2 cm K3067 | GE17
 20x20x1.2 cm K2032 | GE17
PÉROLA Drainage Textured 29.7x29.7x1.2 cm K3069 | GE22
 20x20x1.2 cm K2034 | GE22



CINZA CLARO Natural 29.7x29.7x1.4 cm K3072 | GE21
 20x20x1.4 cm K2037 | GE21
CINZA CLARO CI 29.7x29.7x1.4 cm K3074 | GE22
 20x20x1.4 cm K2039 | GE22



CINZA CLARO Natural 29.7x29.7x1.2 cm K3062 | GE15
 20x20x1.2 cm K2027 | GE15
CINZA CLARO CI 29.7x29.7x1.2 cm K3064 | GE17
 20x20x1.2 cm K2029 | GE17
CINZA CLARO Anti-Slip 29.7x29.7x1.2 cm K3066 | GE17
 20x20x1.2 cm K2031 | GE17
CINZA CLARO Textured CI 29.7x29.7x1.2 cm K3068 | GE17
 20x20x1.2 cm K2033 | GE17
CINZA CLARO Drainage Textured 29.7x29.7x1.2 cm K3070 | GE22
 20x20x1.2 cm K2035 | GE22

*** Starting from Lot A onwards.**
 A partir do lote A em diante. À partir du lot A en avant. Beginnend ab Los A. A partir del lote A en adelante.

PACKING AND WEIGHT

Sizes (cm) Dimensão . Format Maße . Formato	Pieces Peças . Pièces Stück . Piezas	SQM M²	Weight Peso . Poids Gewicht . Peso	Box Caixa . Boîte Karton . Caja	SQM M²	Weight Peso . Poids Gewicht . Peso
29.7x29.7x1.4	7	0.630	20.10	50	31.500	1020
29.7x29.7x1.2	8	0.720	20.10	50	36.000	1020
29.7x29.7x1.2 (D, Textured)	8	0.720	20.70	50	36.000	1050

PACKING AND WEIGHT

Sizes (cm) Dimensão . Format Maße . Formato	Pieces Peças . Pièces Stück . Piezas	SQM M²	Weight Peso . Poids Gewicht . Peso	Box Caixa . Boîte Karton . Caja	SQM M²	Weight Peso . Poids Gewicht . Peso
20x20x1.4	19	0.760	24.00	56	42.560	1359
20x20x1.2	22	0.880	23.98	56	49.280	1358
20x20x1.2 (D, Textured)	22	0.880	22.86	56	49.280	1295




KERABRAILLE

Exclusive design to transform accessibilities.


Design exclusivo para transformar as acessibilidades.
 Un design unique pour transformer l'accessibilité.
 Exklusives Design, um die Zugänglichkeiten zu verändern.
 Diseño único para transformar la accesibilidad.

CINZA CLARO

OURO



FULL BODY Extruded Porcelain Tiles
 Wall & Floor



20x20cm
 7.9"x7.9"

Kerabaille System

FINISHES

CI
 R10
 A / A+B*
 Class 2
 PTV ≥36

KERABRAILLE
 R10-V10
 A
 Class 2
 PTV ≥36

* Starting from Lot A onwards.



Kerabaille System

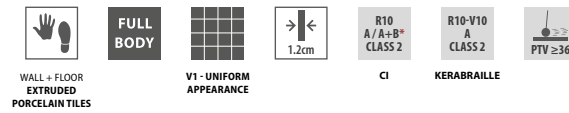
This complementary range offers a solution of tactile pavement, and is a practical guidance system for the blind and the visually impaired, with different scientifically studied reliefs, and that correspond to objective information and to coordinates that lead the blind and visually impaired in safety to any part of the city or town, being also widely used in transport interfaces.

Dieses ergänzende Sortiment bietet eine taktilen-Lösung und ist ein praktisches Leitsystem für Blinde und sehbehinderte Menschen. Mit verschiedenen wissenschaftlich untersuchten Reliefs, entsprechen objektiven Informationen und Koordinaten, mit dem die blinden und sehbehinderten Menschen zu jedem Teil der Stadt oder Gemeinde in Sicherheit geführt werden können, ist auch weit verbreitet in öffentliche Verkehrsmittel-Schnittstellen.

Esta gama complementar oferece uma solução podotáctil, constituindo um sistema prático de orientação para cegos e amblíopes, com diferentes relevos cientificamente estudados e que correspondem a uma informação objetiva e a coordenadas que conduzem os cegos e amblíopes a qualquer parte de uma cidade ou vila em segurança, sendo também amplamente utilizado em interfaces de transportes.

Esta gama complementar ofrece una solución podotáctil, proporcionando un sistema de orientación práctica para los ciegos y discapacitados visuales, con diferentes relieves estudiados científicamente y corresponden a una información objetiva y a coordenadas que conducen los ciegos e incapacitados visuales a cualquier parte de una ciudad o pueblo en seguridad, y es también ampliamente utilizada en las interfaces de transporte.

Cette gamme complémentaire offre une solution podotáctil, fournissant un système d'orientation pratique pour les aveugles et les malvoyants, avec des reliefs scientifiquement étudiés et correspondent à des informations objectives, les coordonnées qui mènent les aveugles et les malvoyants partout d'une ville ou cité en sécurité, également largement utilisé dans les interfaces de transport.



CAUTION LINE CI
20x20 cm LC20 | GE24



CHANGE OF DIRECTION CI
20x20 cm 1020CI (MD20) | GE16



GUIDE LINE CI
20x20 cm LG20 | GE24




SAFETY LINE CI
20x20 cm LS50 | GE24

PACKING AND WEIGHT

Size (cm) Dimensão . Format Maße . Formato	Pieces Peças . Pièces Stück . Piezas	SQM M²	Weight Peso . Poids Gewicht . Peso	Box Caixa . Bolte Karton . Caja	SQM M²	Weight Peso . Poids Gewicht . Peso
20x20x1.2	22	0.880	23.98	56	49.280	1358
20x20x1.2 (LC20)	17	0.680	19.99	56	38.080	1134
20x20x1.2 (LG20)	17	0.680	22.01	56	38.080	1248
20x20x1.2 (LS50)	17	0.680	19.48	56	38.080	1106

* Starting from Lot A onwards.
A partir do lote A em diante. À partir du lot A en avant. Beginnend ab Los A. A partir del lote A en adelante.





**SOLIDTECH
PRODUCT SUMMARY**

SÉRIES Série . Serie Serie . Serie	FORMAT Formato . Formato Format . Formato	THICKNESS Espessura . Épaisseur Dicken . Espesor	SIZES Dimensão . Dimension Masse . Dimensión	FINISH Acabamento . Finition Oberflächen . Acabado	Ligth Reflection Value (LRV)	LRV: 48			LRV: 31			LRV: 25		
						PÉROLA			CINZA CLARO			CINZA ESCURO		
TECHNICAL	60x60	0.8 cm	59.2x59.2 cm ret.	Natural	U4 P3 E3 C2	1014	GF09	1020	GF09	1025	GF09			
				CI		1014CI	GF10	1020CI	GF10	1025CI	GF10			
				Anti-Slip		1014AS	GF10	1020AS	GF10	1025AS	GF10			
	30x60	0.8 cm	29.5x59.2 cm ret.	Natural	U4 P3 E3 C2	1014	GF01	1020	GF01	1025	GF01			
				CI		1014CI	GF03	1020CI	GF03	1025CI	GF03			
				Anti-Slip		1014AS	GF03	1020AS	GF03	1025AS	GF03			
	45x45	0.8 cm	44.3x44.3 cm ret.	Natural	U4 P3 E3 C2	K4001R	GF04	K4002R	GF04	K4003R	GF04			
				CI	U4 P3 E3 C2	K4006R	GF06	K4007R	GF06	K4008R	GF06			
				Anti-Slip		K4011R	GF06	K4012R	GF06	K4013R	GF06			
	30x30	0.8 cm	29.7x29.7 cm	Natural	U4 P4 E3 C2	K3031	GE05	K3032	GE05	K3033	GE05			
				CI	U4 P4 E3 C2	K3001	GE06	K3002	GE06	K3043	GE06			
				Anti-Slip	U4 P4 E3 C2	K3051	GE06	K3052	GE06	K3053	GE06			
		0.6 cm	29.7x29.7 cm	Textured CI		K3041	GE06	K3042	GE06					
				Drainage Textured	U4 P3 E3 C2	K3004	GE10	K3005	GE10					
				Natural		K3075	GE01	K3076	GE01					
	20x20	0.7 cm	20x20 cm	CI		K3077	GE03	K3078	GE03					
				Drainage Textured	U4 P3 E3 C2	K2004	GE15	K2005	GE15					
				Natural	U4 P3 E3 C2	K2011	GE03	K2012	GE03	K2013	GE03			
	10x10	0.8 cm	9.5x9.5 cm	CI	U4 P3 E3 C2	K2001	GE05	K2002	GE05	K2016	GE05			
				Anti-Slip	U4 P3 E3 C2	K2021	GE05	K2022	GE05	K2023	GE05			
				Natural		K3031C9	GF19	K3032C9	GF19	K3033C9	GF19			
		Mosaic (9.5) 28.9x28.9 cm	0.8 cm	CI		K3001C9	GF20	K3002C9	GF20	K3043C9	GF20			
				Anti-Slip		K3051C9	GF20	K3052C9	GF20	K3053C9	GF20			
				Natural		K3031M9	GF28	K3032M9	GF28	K3033M9	GF28			
30x30	1.4 cm	29.7x29.7 cm	CI	U4 P4s E3 C2	K3001M9	GF29	K3002M9	GF29	K3043M9	GF29				
			Anti-Slip		K3051M9	GF29	K3052M9	GF29	K3053M9	GF29				
			Natural	U4 P4s E3 C2	K3071	GE21	K3072	GE21						
	1.2 cm	29.7x29.7 cm	CI	U4 P4+ E3 C2	K3073	GE22	K3074	GE22						
			Anti-Slip	U4 P4+ E3 C2	K3061	GE15	K3062	GE15						
			Natural	U4 P4+ E3 C2	K3063	GE17	K3064	GE17						
20x20	1.2 cm	20x20 cm	Textured CI	U4 P4+ E3 C2	K3065	GE17	K3066	GE17						
			Drainage Textured	U4 P4+ E3 C2	K3067	GE17	K3068	GE17						
			Natural	U4 P4s E3 C2	K3069	GE22	K3070	GE22						
20x20	1.4 cm	20x20 cm	CI	U4 P4s E3 C2	K2036	GE21	K2037	GE21						
			Anti-Slip	U4 P4s E3 C2	K2038	GE22	K2039	GE22						
			Natural	U4 P4+ E3 C2	K2026	GE15	K2027	GE15						
	1.2 cm	20x20 cm	CI	U4 P4+ E3 C2	K2028	GE17	K2029	GE17						
			Anti-Slip	U4 P4+ E3 C2	K2030	GE17	K2031	GE17						
			Textured CI	U4 P4+ E3 C2	K2032	GE17	K2033	GE17						
Drainage Textured	U4 P4+ E3 C2	K2034	GE22	K2035	GE22									

FINISH Acabamento . Finition Oberflächen . Acabado	DIN 51130	DIN 51097	UNE 41901 EX (TRL)	BS 7976 (PTV 45)
Natural	R9	- / (*) Class A	Class 1	- / (*) wet ≥ 36
CI	R10	Class A / (*) Class A+B	Class 2	wet ≥ 36
Anti-Slip	R11	Class A+B / (*) Class A+B+C	Class 3	wet ≥ 36

(*) Starting from Lot A onwards.
A partir do lote A em diante. A partir du lot A en avant. Beginnend ab Los A. A partir del lote A en adelante.

LRV: 11		LRV: 8		LRV: 11		LRV: 8	
PRETO	NEGRO	BEGE	TERRACOTA	AZUL NÓRDICO	VERDE SAGE	PRETO	NEGRO
1030	GF11	1032	GF15				
1030CI	GF12	1032CI	GF16				
1030AS	GF12	1032AS	GF16				
1030	GF03	1032	GF05				
1030CI	GF05	1032CI	GF07				
1030AS	GF05	1032AS	GF07				
K4004R	GF06	K4005R	GF07				
K4009R	GF07	K4010R	GF08				
K4014R	GF07	K4015R	GF08				
K3034	GE08	K3035	GE09	K3036	GE08	K3037	GE10
K3003	GE09	K3045	GE10	K3046	GE09	K3047	GE11
K3054	GE09	K3055	GE10	K3056	GE09	K3057	GE11
K3038	GE11	K3039	GE18				
K3048	GE12	K3049	GE19				
K3058	GE12	K3059	GE19				
K2014	GE05	K2015	GE07				
K2003	GE07	K2017	GE09				
K2024	GE07	K2025	GE09				
K3034C9	GF20	K3035C9	GF21	K3036C9	GF20	K3037C9	GF21
K3003C9	GF21	K3045C9	GF22	K3046C9	GF21	K3047C9	GF22
K3054C9	GF21	K3055C9	GF22	K3056C9	GF21	K3057C9	GF22
K3034M9	GF29	K3035M9	GF31	K3036M9	GF29	K3037M9	GF31
K3003M9	GF30	K3045M9	GF32	K3046M9	GF30	K3047M9	GF32
K3054M9	GF30	K3055M9	GF32	K3056M9	GF30	K3057M9	GF32

FINISH Acabamento . Finition Oberflächen . Acabado	DIN 51130	DIN 51097	UNE 41901 EX (TRL)	BS 7976 (PTV 45)
Textured CI	R12	Class A+B	Class 3	wet ≥ 36
Drainage Textured	R12-V6	Class A+B+C	Class 3	wet ≥ 36
KERABRILLE (Guide Line CI / Caution Line CI / Safety Line CI)	R10-V10	Class A	Class 2	wet ≥ 36

SPECIAL PRODUCT RANGE

WALL & FLOOR TILES
REVESTIMENTO E PAVIMENTO . REVÊTEMENTS & CARREAUX DE SOL
AND- UND BODENFLIESEN . REVESTIMIENTO Y PAVIMENTO

KERABRILLE (20x20x1.2 cm)

DIN 51130: R10-V10 | DIN 51097: A | UNE 41901 EX: 2 | BS 7976 (PTV 45): wet ≥ 36



CAUTION LINE CI LC20 | GE24
GUIDE LINE CI LG20 | GE24
SAFETY LINE CI LS50 | GE24

DIN 51130: R10 | DIN 51097: A | UNE 41901 EX: 2 | BS 7976 (PTV 45): wet ≥ 36



CHANGE OF DIRECTION CI
1020CI (MD20) | GE16

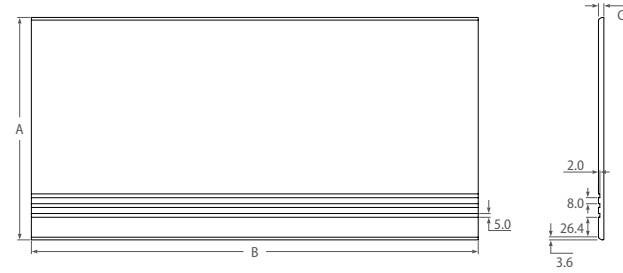

THICKNESS



Other thicknesses can be produced under certain conditions.
Outras espessuras poderão ser produzidas mediante condições especiais.
D'autres épaisseurs peuvent être produits avec des conditions spéciales.
Weitere Stärken können unter bestimmten Bedingungen hergestellt werden.
Otros espesores pueden ser producidos por medio de condiciones especiales.

STAIRSTEP

Degrau . Nez de Marche . Stufe . Peldaño

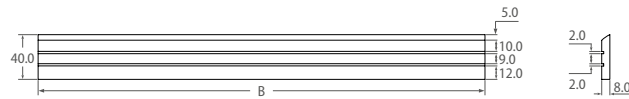


AxBxC mm

1. 592x592x8 mm
2. 295x592x8 mm
3. 443x443x8 mm
4. 297x297x6 mm
5. 297x297x8 mm
6. 297x297x12 mm
7. 297x297x14 mm

STAIR CONTRAST PIECE

Degrau Contrastante . Nez de Marche à effet de contraste . Treppenkante . Peldaño contraste

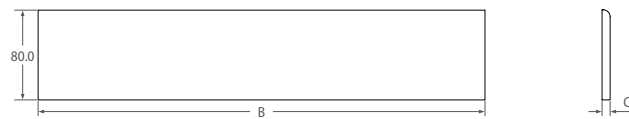


40xBx8 mm

1. 40x592x8 mm
2. 40x443x8 mm
3. 40x297x8 mm

SKIRTING

Rodapé . Plinthe . Sockel . Rodapié

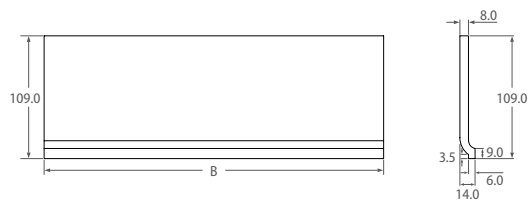


80xBxC mm

1. 80x592x8 mm
2. 80x443x8 mm
3. 80x297x8 mm
4. 80x297x12 mm
5. 80x200x7 mm
6. 80x200x12 mm

COVE BASE SKIRTING - FLAT TOP

Rodapé Côncavo - Liso . Plinthe Concave - Lisse . Hohlkehlssockel . Rodapié Côncavo - Lisa

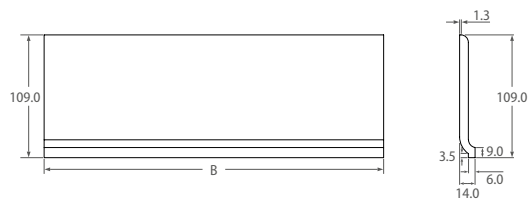


109xBx8 mm

1. 109x297x8 mm
2. 109x200x8 mm

COVE BASE SKIRTING - ROUND TOP

Rodapé Côncavo - Boleado . Plinthe Concave - Arrondi . Hohlkehlssockel Mit Rundung . Rodapié Côncavo - Boleado



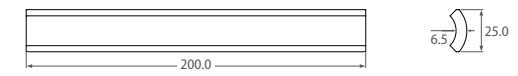
109xBx8 mm

1. 109x297x8 mm
2. 109x200x8 mm

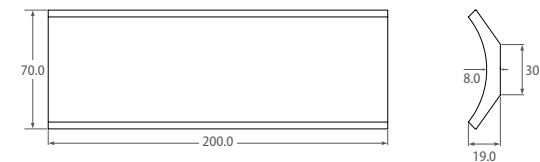


Stair Contrast Piece Preto 4x59.2 cm ret. Natural
 Pérola 59.2x59.2 cm ret. Natural 1014
 Pérola 29.5x59.2 cm ret. Natural 1014

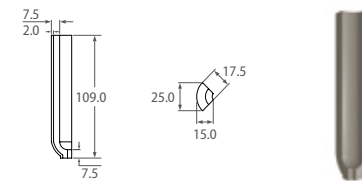
QUARTER ROUND
Meia-cana . Gorge Émaillée Extérieur . Kantenelement . Media Caña



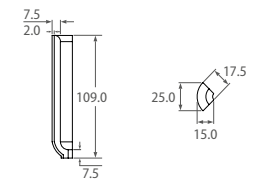
COVE SKIRTING
Meia-cana Côncava . Demi-lune Concave . Hohlkehlsoclel . Media Caña Côncava



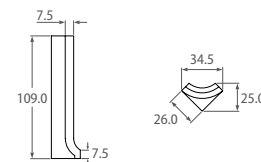
INTERNAL CORNER - FLAT TOP
Ângulo Interno - Liso . Angle Interne - Lisse . Hohlkehlsoclel Innenecke . Ângulo Interno - Lisa



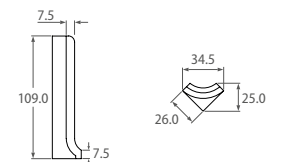
INTERNAL CORNER - ROUND TOP
Ângulo Interno - Boleado . Angle Interne - Arrondi . Hohlkehlsoclel Innenecke (Rund) . Ângulo Interno - Boleado



EXTERNAL CORNER - FLAT TOP
Ângulo Externo - Liso . Angle Externe - Lisse . Hohlkehlsoclel Außenecke . Ângulo Externo - Lisa




EXTERNAL CORNER - ROUND TOP
Ângulo Externo - Boleado . Angle Externe - Arrondi . Hohlkehlsoclel Außenecke (Rund) . Ângulo Externo - Boleado



Pérola 59.2x59.2 cm ret. Natural 1014
Cove Base Skirting Round Top Pérola 10x29.7 cm Natural
External Corner Round Top Pérola 10x3.5 cm Natural
Internal Corner Round Top Pérola 10x2.5 cm Natural





**TECHNICAL
GUIDE**

PORCELAIN TILES (A) . PORCELANATO (A) . GRÉS CÉRAME (A) . FEINSTEINZEUG (A) . PORCELÁNICO (A)					
Features Características Caractéristiques Technische Eigenschaften Características	Standard Norma Norme Norm Norma	Specification EN 14411 Group BI a-GL Especificação EN 14411 Grupo BI a-GL Spécification EN 14411 Groupe BI a-GL Hauseigene Norm EN 14411 Gruppe BI a-GL Especificación EN 14411 Grupo BI a-GL	ALELUIA Specification Especificação Spécification Hauseigene Norm Especificación	Specification EN 14411 Group BI a-UGL Especificação EN 14411 Grupo BI a-UGL Spécification EN 14411 Groupe BI a-UGL Hauseigene Norm EN 14411 Gruppe BI a-UGL Especificación EN 14411 Grupo BI a-UGL	ALELUIA Specification Especificação Spécification Hauseigene Norm Especificación
Size Tolerance (%) Tolerâncias Dimensionais (%) . Tolérances Dimensionnelles (%) Maßtoleranz (%) . Tolerancias Dimensionales (%)	EN ISO 10545-2	± 0,6 Maximum Value ± 2 mm Valor Máximo ± 2 mm . Valeur Maximum ± 2 mm Maximalwert ± 2 mm . Valor Máximo ± 2 mm	± 0,4	± 0,6 Maximum Value ± 2 mm Valor Máximo ± 2 mm . Valeur Maximum ± 2 mm Maximalwert ± 2 mm . Valor Máximo ± 2 mm	± 0,4
Thickness (%) Espessura (%) . Épaisseur (%) Stärke (Abweichung) (%) . Espesor (%)		± 5 Maximum Value ± 0,5 mm Valor Máximo ± 0,5 mm . Valeur Maximum ± 0,5 mm Maximalwert ± 0,5 mm . Valor Máximo ± 0,5 mm	In Accordance Conforme . En Conformité Konform . En Conformidad	± 5 Maximum Value ± 0,5 mm Valor Máximo ± 0,5 mm . Valeur Maximum ± 0,5 mm Maximalwert ± 0,5 mm . Valor Máximo ± 0,5 mm	In Accordance Conforme . En Conformité Konform . En Conformidad
Rectilinearity (%) Retilnearidade (%) . Rectilinéarité (%) Kantengeradheit (%) . Retilnearidad (%)		± 0,5 Maximum Value ± 1,5 mm Valor Máximo ± 1,5 mm . Valeur Maximum ± 1,5 mm Maximalwert ± 1,5 mm . Valor Máximo ± 1,5 mm	± 0,3	± 0,5 Maximum Value ± 1,5 mm Valor Máximo ± 1,5 mm . Valeur Maximum ± 1,5 mm Maximalwert ± 1,5 mm . Valor Máximo ± 1,5 mm	± 0,3
Orthogonality (%) Ortogonalidade (%) . Orthogonalité (%) Rechtwinkeligkeit (%) . Ortogonalidad (%)		± 0,5 Maximum Value ± 2 mm Valor Máximo ± 2 mm . Valeur Maximum ± 2 mm Maximalwert ± 2 mm . Valor Máximo ± 2 mm	± 0,4	± 0,5 Maximum Value ± 2 mm Valor Máximo ± 2 mm . Valeur Maximum ± 2 mm Maximalwert ± 2 mm . Valor Máximo ± 2 mm	± 0,4
Flatness Planaridade Planarité Ebenflächigkeit Planaridad		Central Curvature (%) Curvatura Central (%) Coubure Centrale (%) Mittige Krümmung (%) Curvatura Central (%) Lateral Curvature (%) Curvatura Lateral (%) Coubure Latérale (%) Kantenkrümmung (%) Curvatura Lateral (%) Diagonal Deflection (%) Flecha à Diagonale (%) Flèche en Diagonale (%) Krümmung in der Diagonale (%) La Flecha Diagonal (%)	± 0,5 Maximum Value ± 2 mm Valor Máximo ± 2 mm . Valeur Maximum ± 2 mm Maximalwert ± 2 mm . Valor Máximo ± 2 mm	- 0,10 / + 0,15	± 0,5 Maximum Value ± 2 mm Valor Máximo ± 2 mm . Valeur Maximum ± 2 mm Maximalwert ± 2 mm . Valor Máximo ± 2 mm
Water Absorption (%) Absorção de Água (%) . Absorption d'eau (%) Wasseraufnahme (%) . Absorción de Agua (%)	EN ISO 10545-3	≤ 0,5	≤ 0,1	≤ 0,5	≤ 0,1
Modulus of Rupture (N / mm²) Módulo de Ruptura (N / mm ²) . Module de Rupture (N / mm ²) Bruchfestigkeit (N / mm ²) . Módulo de Ruptura (N / mm ²)	EN ISO 10545-4	≥ 35	≥ 35	≥ 35	≥ 35
Flexion resistance (N) Resistência à flexão (N) . Résistance à la flexion (N) Biegefestigkeit (N) . Resistencia a la flexión (N)	EN ISO 10545-4	≥ 1300	≥ 1500 (1)	≥ 1300	≥ 1500 (1)
Thermal Shock Resistance Resistência ao Choque Térmico . Résistance aux Ecart de Température Temperaturwechselbeständigkeit . Resistencia al Choque Térmico	EN ISO 10545-9	Resistant Resistente . Résistant Beständig . Resistente	Resistant Resistente . Résistant Beständig . Resistente	Resistant Resistente . Résistant Beständig . Resistente	Resistant Resistente . Résistant Beständig . Resistente
Crack Resistance Resistência ao Fendilhamento . Résistance aux Craquere Haarissbeständigkeit . Resistencia a la Fisuración	EN ISO 10545-11	Resistant Resistente . Résistant Beständig . Resistente	Resistant Resistente . Résistant Beständig . Resistente	-	-
Stain Resistance Resistência às Manchas . Résistance aux Tâches Fleckenbeständigkeit . Resistencia a las Manchas	EN ISO 10545-14	Minimum Class 3 Mínimo Classe 3 . Minimum Classe 3 Mindest Klasse 3 . Mínimo Clase 3	Class 4 or 5 Classe 4 ou 5 . Classe 4 ou 5 Klasse 4 or 5 . Classe 4 o 5	Test Available Ensaio Disponível . Essai Disponible Testbericht Verfügbar . Ensayo Disponible	Class 4 or 5 Classe 4 ou 5 . Classe 4 ou 5 Klasse 4 or 5 . Classe 4 o 5
Chemical Resistance Resistência Química Résistance aux Agents Chimiques Chemische Beständigkeit Resistencia Química	EN ISO 10545-13	Household Detergents Detergentes Domésticos Détergents Domestiques Haushaltsreiniger Detergentes Domésticos Additives for Pools Aditivos para Piscinas Additifs pour Piscines Zusatzstoffe für Schwimmbäder Aditivos para Piscinas Acids Ácidos . Acides Säuren . Ácidos Bases Bases . Bases Laugen . Bases	Class A Classe A . Classe A Klasse A . Classe A	≥ Class B ≥ Classe B . ≥ Classe B ≥ Klasse B . ≥ Classe B	Class A Classe A . Classe A Klasse A . Classe A
Resistance to Abrasion Resistência à Abrasão . Résistance à l'Abrasion Abriebfestigkeit . Resistencia a la Abrasion	EN ISO 10545-7	I to V I a V . I a V I bis V . I a V	I to V (3) I a V (3) . I a V (3) I bis V (3) . I a V (3)	-	-

PORCELAIN TILES (A) . PORCELANATO (A) . GRÉS CÉRAME (A) . FEINSTEINZEUG (A) . PORCELÁNICO (A)					
Features Características Caractéristiques Technische Eigenschaften Características	Standard Norma Norme Norm Norma	Specification EN 14411 Group BI a-GL Especificação EN 14411 Grupo BI a-GL Spécification EN 14411 Groupe BI a-GL Hauseigene Norm EN 14411 Gruppe BI a-GL Especificación EN 14411 Grupo BI a-GL	ALELUIA Specification Especificação Spécification Hauseigene Norm Especificación	Specification EN 14411 Group BI a-UGL Especificação EN 14411 Grupo BI a-UGL Spécification EN 14411 Groupe BI a-UGL Hauseigene Norm EN 14411 Gruppe BI a-UGL Especificación EN 14411 Grupo BI a-UGL	ALELUIA Specification Especificação Spécification Hauseigene Norm Especificación
Resistance to Deep Abrasion (mm³) Resistência à Abrasão Profunda (mm ³) Resistencia a la Abrasión Profunda (mm ³) Résistance à l'Abrasion Profond (mm ³) Beständigkeit gegen Tiefenabrieb (mm ³)	EN ISO 10545-6	-	-	≤ 175	≤ 150
Frost Resistance Resistência ao Gelo . Résistance au Gel Frostbeständigkeit . Resistencia al Hielo	EN ISO 10545-12	Resistant Resistente . Résistant Beständig . Resistente	Resistant Resistente . Résistant Beständig . Resistente	Resistant Resistente . Résistant Beständig . Resistente	Resistant Resistente . Résistant Beständig . Resistente
Resistance to Slipping Resistência ao Escorregamento Résistance au Glissement Rutschhemmung Resistencia al Deslizamiento	DIN 51130	Test Available Ensaio Disponível Essai Disponible Testbericht Verfügbar Ensayo Disponible	Product to Product Produto a Produto Produit a Produit Je nach Produkt Producto a Producto	Test Available Ensaio Disponível Essai Disponible Testbericht Verfügbar Ensayo Disponible	Product to Product Produto a Produto Produit a Produit Je nach Produkt Producto a Producto
Resistance to Slipping Resistência ao Escorregamento Résistance au Glissement Rutschhemmung Resistencia al Deslizamiento	DIN 51097	Test Available Ensaio Disponível Essai Disponible Testbericht Verfügbar Ensayo Disponible	Product to Product Produto a Produto Produit a Produit Je nach Produkt Producto a Producto	Test Available Ensaio Disponível Essai Disponible Testbericht Verfügbar Ensayo Disponible	Product to Product Produto a Produto Produit a Produit Je nach Produkt Producto a Producto
Resistance to Slipping Resistência ao Escorregamento Résistance au Glissement Rutschhemmung Resistencia al Deslizamiento	UNE 41901 EX	Test Available Ensaio Disponível Essai Disponible Testbericht Verfügbar Ensayo Disponible	Product to Product Produto a Produto Produit a Produit Je nach Produkt Producto a Producto	Test Available Ensaio Disponível Essai Disponible Testbericht Verfügbar Ensayo Disponible	Product to Product Produto a Produto Produit a Produit Je nach Produkt Producto a Producto

(A) Porcelain Floor Tiles - EN14411 – Group BI a (1st choice)

- (1) Formats: Thickness ≥ 7,5 mm
- (2) To be indicated by the producer – Product by Product
- (2a) Acids and bases (Low Concentration)
- (3) Depending on glass / colour

- (A) Feinsteinzeug – EN14411 – Gruppe BI a (1.Wahl)
- (1) Formate: Stärke ≥ 7,5 mm
- (2) Wie vom Hersteller produktbezogen anzugeben
- (2a) Säuren und Laugen (Niedrige Konzentration)
- (3) Je nach Glas / Farbe

(A) Pavimentos Cerâmicos de Pasta Porcelânica Monocozedura - EN14411

- Grupo BI a (1ª escolha)
- (1) Formatos: Espessura ≥ 7,5 mm
- (2) A Indicar Pelo Produtor - Produto a Produto
- (2a) Ácidos e Bases (Baixa Concentração)
- (3) Consoante o vidro / cor

- (A) Pavimentos Cerâmicos de Pasta Porcelânica de monocozedura – EN14411 – Grupo BI a (1ª calidad)
- (1) Formato: Espesor ≥ 7,5mm
- (2) A especificar por el fabricante – Producto a Producto
- (2a) Ácidos y bases (Baja Concentración)
- (3) Dependiendo del vidrio / color

(A) Grès Cérame – EN14411 – Group BI a (1er choix)

- (1) Formats: Épaisseur ≥ 7,5 mm
- (2) A indiquer par le Producteur- Produit par Produit
- (2a) Acides et Bases (Faible Concentration)
- (3) Selon le verre / la couleur



EXTRUDED PORCELAIN TILES . PORCELANATO EXTRUDIDO . GRÈS CÉRAMÉ ÉTIRÉ . EXTRUDIERTES FEINSTEINZEUG . GRES PORCELÁNICO EXTRUSIONADO

Features Características Caractéristiques Technische Eigenschaften Características	Standard Norma Norme Norm Norma	Specification EN 14411 Group Ala - UGL Especificação EN 14411 Grupo Ala - UGL Spécification EN 14411 Groupe Ala - UGL Hauseigene Norm EN 14411 Gruppe Ala - UGL Especificación EN 14411 Grupo Ala - UGL		ALELUIA Especificação Spécification Hauseigene Norm Especificación			
		< 7.5 mm	≥ 7.5 mm	< 7.5 mm	≥ 7.5 mm	≥ 12 mm	≥ 14 mm
Size Tolerance (%) Tolerâncias Dimensionais (%) . Tolérances Dimensionnelles (%) Maßtoleranz (%) . Tolerancias Dimensionales (%)	EN ISO 10545-2	± 1 Maximum Value ± 2 mm Valor Máximo ± 2 mm . Valeur Maximum ± 2 mm Maximalwert ± 2 mm . Valor Máximo ± 2 mm		± 1 Maximum Value ± 2 mm Valor Máximo ± 2 mm . Valeur Maximum ± 2 mm Maximalwert ± 2 mm . Valor Máximo ± 2 mm			
Thickness (%) Espessura (%) . Epaisseur (%) Stärke (Abweichung) (%) . Espesor (%)		± 10		± 10			
Rectilinearity (%) Retilnearidade (%) . Rectilinéarité (%) Kantengeradheit (%) . Retilnearidad (%)		± 0.5		± 0.5			
Orthogonality (%) Ortogonalidade (%) . Orthogonalité (%) Rechtwinkeligkeit (%) . Ortogonalidad (%)		± 1		± 1			
Flatness Planaridade Planarité Ebenflächigkeit Planaridad		Central Curvature (%) Curvatura Central (%) Courbure Centrale (%) Mittige Krümmung (%) Curvatura Central (%)	± 0.5		± 0.2		
	Lateral Curvature (%) Curvatura Lateral (%) Courbure Latérale (%) Kantenkrümmung (%) Curvatura Lateral (%)	± 0.5		± 0.2			
	Diagonal Deflection (%) Flecha à Diagonal (%) Flèche en Diagonale (%) Krümmung in der Diagonale (%) La Flecha Diagonal (%)	± 0.8		± 0.25			
Surface Appearance Aspetto da Superficie . Aspect de Surface Oberflächenansicht . Aspecto Superficial		≥ 95		≥ 95			
Water Absorption (%) Absorção de Água (%) . Absorption d'eau (%) Wasseraufnahme (%) . Absorción de Agua (%)	EN ISO 10545-3	≤ 0.5		≤ 0.1			
Modulus of Rupture (N / mm²) Módulo de Rutura (N / mm ²) . Module de Rupture (N / mm ²) Bruchfestigkeit (N / mm ²) . Módulo de Ruptura (N / mm ²)	EN ISO 10545-4	≥ 28		≥ 28	≥ 30	≥ 35	≥ 40
Flexion resistance (N) Resistência à flexão (N) . Résistance à la flexion (N) Biegefestigkeit (N) . Resistencia a la flexión (N)	EN ISO 10545-4	≥ 600	≥ 1300	≥ 600 (1)	≥ 1500	≥ 3000	≥ 4000
Thermal Shock Resistance Resistência ao Choque Térmico . Résistance aux Écarts de Température Temperaturwechselbeständigkeit . Resistencia al Choque Térmico	EN ISO 10545-9	Resistant Resistente . Résistant Beständig . Resistente		In Accordance Conforme . En Conformité Konform . En Conformidad			
Stain Resistance Resistência às Manchas . Résistance aux Tâches Fleckenbeständigkeit . Resistencia a las Manchas	EN ISO 10545-14	(a)		≥ 3 or 4 or 5 (2)			
Chemical Resistance Resistência Química Résistance aux Agents Chimiques Chemische Beständigkeit Resistencia Química	EN ISO 10545-13	Household Detergents Detergentes Domésticos Détergents Domestiques Haushaltsreiniger Detergentes Domésticos	≥ Class B ≥ Classe B ≥ Klasse B ≥ Klasse B		Class A Classe A Classe A Klasse A Classe A		
		Additives for Pools Aditivos para Piscinas Additifs pour Piscines Zusatzstoffe für Schwimmbäder Aditivos para Piscinas	≥ Class B ≥ Classe B ≥ Klasse B ≥ Klasse B		Class A Classe A Classe A Klasse A Classe A		
		Acids Ácidos . Acides Säuren . Ácidos	(a)		Class HA (b) Classe HA (b) . Classe HA (b) Klasse HA (b) . Classe HA (b)		
		Bases Bases . Bases Laugen . Bases	(a)		Class HA (b) Classe HA (b) . Classe HA (b) Klasse HA (b) . Classe HA (b)		
Resistance to Abrasion (mm³) Resistência à Abrasão (mm ³) . Résistance à l'Abrasion (mm ³) Abriebfestigkeit (mm ³) . Resistencia a la Abrasión (mm ³)	EN ISO 10545-6	≤ 275		≤ 150			
Superficial Hardness (Mohs scale) Dureza Superficial (Escala Mohs) . Dureté de Surface (échelle de Mohs) Ritzhärte (Skala nach Mohs) . Dureza Superficial (Escala de Mohs)	EN 101	-		≥ 7			



EXTRUDED PORCELAIN TILES . PORCELANATO EXTRUDIDO . GRÈS CÉRAMÉ ÉTIRÉ . EXTRUDIERTES FEINSTEINZEUG . GRES PORCELÁNICO EXTRUSIONADO



Features Características Caractéristiques Technische Eigenschaften Características	Standard Norma Norme Norm Norma	Specification EN 14411 Group Ala - UGL Especificação EN 14411 Grupo Ala - UGL Spécification EN 14411 Groupe Ala - UGL Hauseigene Norm EN 14411 Gruppe Ala - UGL Especificación EN 14411 Grupo Ala - UGL		ALELUIA Especificação Spécification Hauseigene Norm Especificación			
		< 7.5 mm	≥ 7.5 mm	< 7.5 mm	≥ 7.5 mm	≥ 12 mm	≥ 14 mm
Frost Resistance Resistência ao Gelo . Résistance au Gel Frostbeständigkeit . Resistencia al Hielo	EN ISO 10545-12	Resistant Resistente . Résistant Beständig . Resistente		In Accordance Conforme . En Conformité Konform . En Conformidad			
Resistance to Slipping Resistência ao Escorregamento . Résistance au Glissement Rutschhemmung . Resistencia al Deslizamiento	DIN 51130	Test Available Ensaio Disponível . Essai Disponible Testbericht Verfügbar . Ensayo Disponible		Product to Product Produto a Produto . Produit a Produit Je nach Produkt . Producto a Producto			
Resistance to Slipping Resistência ao Escorregamento . Résistance au Glissement Rutschhemmung . Resistencia al Deslizamiento	DIN 51097	Test Available Ensaio Disponível . Essai Disponible Testbericht Verfügbar . Ensayo Disponible		Product to Product Produto a Produto . Produit a Produit Je nach Produkt . Producto a Producto			
Resistance to Slipping Resistência ao Escorregamento . Résistance au Glissement Rutschhemmung . Resistencia al Deslizamiento	UNE 41901 EX	Test Available Ensaio Disponível . Essai Disponible Testbericht Verfügbar . Ensayo Disponible		Product to Product Produto a Produto . Produit a Produit Je nach Produkt . Producto a Producto			
Linear Thermic Expansion Coefficient (100°C) Coeficiente de Dilatação Térmica Linear (100°C) Coefficient de Dilatation Thermique Linéaire (100°C) Linearer Wärmeausdehnungskoeffizient (100°C) Coeficiente de Dilatación Térmica Lineal (100°C)	EN ISO 10545-8	Test Available Ensaio Disponível . Essai Disponible Testbericht Verfügbar . Ensayo Disponible		<9x10 ⁻⁶ k ⁻¹			



(a)
To be indicated by the manufacturer.
A indiar pelo fabricante.
À préciser par le fabricant.
Nach Herstellerangabe.
A indiar por el fabricante.

(b)
H - High Concentration.
H - Alta Concentração.
H - Haute Concentration.
H - Hohe Konzentration .
H - Alta Concentración.

(1) Thickness 0.45cm
According to the requirement of Cahiers du CSTB - ≥ 400N and <600N
Conforme requisito do Cahiers du CSTB - ≥ 400N e <600N
Comme exigence des Cahiers du CSTB - ≥ 400N et <600N
Gemäß Anforderung der Cahiers du CSTB - ≥ 400N und <600N
Como requisito de Cahiers du CSTB - ≥ 400N y <600N

(2)
Depends on the type of finish.
Depende do tipo de acabamento.
Dépend du type de finition.
Hängt von der Oberfläche ab.
Depende del tipo de acabado.

		 FLOOR TILES (B) . PAVIMENTOS (B) . CARREAUX DE SOL (B) BODENFLIESEN (B) . PAVIMENTOS (B)		 WALL TILES (C) . REVESTIMENTOS (C) . REVÊTEMENTS (C) WANDFLIESEN (C) . REVESTIMIENTOS (C)	
Features	Standard	Specification EN 14411 Group BI b-GL	ALELUIA Specification	Specification EN 14411 Group BIII-GL	ALELUIA Specification
Características	Norma	Especificação EN 14411 Grupo BI b-GL	Especificação	Especificação EN 14411 Grupo BIII-GL	Especificação
Caractéristiques	Norme	Spécification EN 14411 Groupe BI b-GL	Spécification	Spécification EN 14411 Groupe BIII-GL	Spécification
Technische Eigenschaften	Norm	Hauseigene Norm EN 14411 Gruppe BI b-GL	Hauseigene Norm	Hauseigene Norm EN 14411 Gruppe BIII-GL	Hauseigene Norm
Características	Norma	Especificación EN 14411 Grupo BI b-GL	Especificación	Especificación EN 14411 Grupo BIII-GL	Especificación
Size Tolerance (%) Tolerâncias Dimensionais (%) . Tolérances Dimensionnelles (%) Maßtoleranz (%) . Tolerancias Dimensionales (%)	EN ISO 10545-2	± 0,6 Maximum Value ± 2 mm Valor Máximo ± 2 mm . Valeur Maximum ± 2 mm Maximalwert ± 2 mm . Valor Máximo ± 2 mm	± 0,4	± 0,5 Maximum Value ± 2 mm Valor Máximo ± 2 mm . Valeur Maximum ± 2 mm Maximalwert ± 2 mm . Valor Máximo ± 2 mm	In Accordance Conforme . En Conformité Konform . En Conformidad
Thickness (%) Espessura (%) . Épaisseur (%) Stärke (Abweichung) (%) . Espesor (%)		± 5 Maximum Value ± 0,5 mm Valor Máximo ± 0,5 mm . Valeur Maximum ± 0,5 mm Maximalwert ± 0,5 mm . Valor Máximo ± 0,5 mm	In Accordance Conforme . En Conformité Konform . En Conformidad	± 10 Maximum Value ± 0,5 mm Valor Máximo ± 0,5 mm . Valeur Maximum ± 0,5 mm Maximalwert ± 0,5 mm . Valor Máximo ± 0,5 mm	In Accordance Conforme . En Conformité Konform . En Conformidad
Rectilinearity (%) Retilnearidade (%) . Rectilinéarité (%) Kantengeradheit (%) . Retilinearidad (%)		± 0,5 Maximum Value ± 1,5 mm Valor Máximo ± 1,5 mm . Valeur Maximum ± 1,5 mm Maximalwert ± 1,5 mm . Valor Máximo ± 1,5 mm	± 0,3	± 0,3 Maximum Value ± 1,5 mm Valor Máximo ± 1,5 mm . Valeur Maximum ± 1,5 mm Maximalwert ± 1,5 mm . Valor Máximo ± 1,5 mm	In Accordance Conforme . En Conformité Konform . En Conformidad
Orthogonality (%) Ortogonalidade (%) . Orthogonalité (%) Rechtwinkligkeit (%) . Ortogonalidad (%)		± 0,5 Maximum Value ± 2 mm Valor Máximo ± 2 mm . Valeur Maximum ± 2 mm Maximalwert ± 2 mm . Valor Máximo ± 2 mm	± 0,4	± 0,5 Maximum Value ± 2 mm Valor Máximo ± 2 mm . Valeur Maximum ± 2 mm Maximalwert ± 2 mm . Valor Máximo ± 2 mm	In Accordance Conforme . En Conformité Konform . En Conformidad
Flatness Planaridade Planarité Ebenflächigkeit Planaridad		Central Curvature (%) Curvatura Central (%) Courbure Centrale (%) Mittige Krümmung (%) Curvatura Central (%)	± 0,5 Maximum Value ± 2 mm Valor Máximo ± 2 mm . Valeur Maximum ± 2 mm Maximalwert ± 2 mm . Valor Máximo ± 2 mm	- 0,10 / + 0,15	- 0,3 / + 0,5 Maximum Value from -1,5 mm to 2 mm Valor Máximo de -1,5 mm a 2 mm Valeur Maximum de -1,5 mm à 2 mm Maximalwert von -1,5 mm bis 2 mm Valor Máximo de -1,5 mm a 2 mm
	Lateral Curvature (%) Curvatura Lateral (%) Courbure Latérale (%) Kantenkrümmung (%) Curvatura Lateral (%)	± 0,5 Maximum Value ± 2 mm Valor Máximo ± 2 mm . Valeur Maximum ± 2 mm Maximalwert ± 2 mm . Valor Máximo ± 2 mm	- 0,10 / + 0,15	- 0,3 / + 0,5 Maximum Value from -1,5 mm to 2 mm Valor Máximo de -1,5 mm a 2 mm Valeur Maximum de -1,5 mm à 2 mm Maximalwert von -1,5 mm bis 2 mm Valor Máximo de -1,5 mm a 2 mm	- 0,1 / + 0,2
	Diagonal Deflection (%) Flecha à Diagonal (%) Flèche en Diagonale (%) Krümmung in der Diagonale (%) La Flecha Diagonal (%)	± 0,5 Maximum Value ± 2 mm Valor Máximo ± 2 mm . Valeur Maximum ± 2 mm Maximalwert ± 2 mm . Valor Máximo ± 2 mm	- 0,10 / + 0,20	± 0,5 Maximum Value ± 2 mm Valor Máximo ± 2 mm . Valeur Maximum ± 2 mm Maximalwert ± 2 mm . Valor Máximo ± 2 mm	- 0,1 / + 0,25
Water Absorption (%) Absorção de Água (%) . Absorption d'eau (%) Wasseraufnahme (%) . Absorción de Agua (%)	EN ISO 10545-3	> 0,5 e ≤ 3	≤ 3	10 a 20	15 ± 4
Modulus of Rupture (N / mm²) Módulo de Rutura (N / mm ²) . Module de Rupture (N / mm ²) Bruchfestigkeit (N / mm ²) . Módulo de Ruptura (N / mm ²)	EN ISO 10545-4	≥ 30	≥ 30	Thickness . Espessura . Épaisseur Stärke . Espesor < 7,5mm ≥ 15	Thickness . Espessura . Épaisseur Stärke . Espesor < 7,5mm ≥ 16 (4)
				Thickness . Espessura . Épaisseur Stärke . Espesor ≥ 7,5mm ≥ 12	Thickness . Espessura . Épaisseur Stärke . Espesor ≥ 7,5mm ≥ 13 (5)
Flexion resistance (N) Resistência à flexão (N) Résistance à la flexion (N) Biegefestigkeit (N) Resistencia a la flexión (N)	EN ISO 10545-4	Thickness . Espessura . Épaisseur Stärke . Espesor ≥ 7,5mm ≥ 1100	Thickness . Espessura . Épaisseur Stärke . Espesor ≥ 7,5mm ≥ 1100 (3)	Thickness . Espessura . Épaisseur Stärke . Espesor ≥ 7,5mm ≥ 600	Thickness . Espessura . Épaisseur Stärke . Espesor ≥ 7,5mm ≥ 600 (5)
		Thickness . Espessura . Épaisseur Stärke . Espesor < 7,5mm ≥ 700	Thickness . Espessura . Épaisseur Stärke . Espesor < 7,5mm ≥ 700 (4)	Thickness . Espessura . Épaisseur Stärke . Espesor < 7,5mm ≥ 200	Thickness . Espessura . Épaisseur Stärke . Espesor < 7,5mm ≥ 200 (4)
Thermal Shock Resistance Resistência ao Choque Térmico . Résistance aux Écarts de Température . Temperaturwechselbeständigkeit . Resistencia al Choque Térmico	EN ISO 10545-9	Resistant Resistente . Résistant Beständig . Resistente	Resistant Resistente . Résistant Beständig . Resistente	Resistant Resistente . Résistant Beständig . Resistente	Resistant Resistente . Résistant Beständig . Resistente
Crack Resistance Resistência ao fendilhamento . Résistance aux Craquere Haarrissbeständigkeit . Resistencia a la Fisuración	EN ISO 10545-11	Resistant Resistente . Résistant Beständig . Resistente	Resistant Resistente . Résistant Beständig . Resistente	Resistant Resistente . Résistant Beständig . Resistente	Resistant Resistente . Résistant Beständig . Resistente
Stain Resistance Resistência às Manchas . Résistance aux Tâches Fleckenbeständigkeit . Resistencia a las Manchas	EN ISO 10545-14	Minimum Class 3 Mínimo Classe 3 . Minimum Classe 3 Mindest Klasse 3 . Mínimo Clase 3	Class 4 or 5 Classe 4 ou 5 . Classe 4 ou 5 Klasse 4 or 5 . Clase 4 o 5	Minimum Class 3 Mínimo Classe 3 . Minimum Classe 3 Mindest Klasse 3 . Mínimo Clase 3	Class 4 or 5 Classe 4 ou 5 . Classe 4 ou 5 Klasse 4 or 5 . Clase 4 o 5
Chemical Resistance Resistência Química Résistance aux Agents Chimiques Chemische Beständigkeit Resistencia Química	EN ISO 10545-13	Household Detergents Detergentes Domésticos Détergents Domestiques Haushaltsreiniger Detergentes Domésticos	Class A Classe A . Classe A Klasse A . Classe A	≥ Class B ≥ Classe B . ≥ Classe B ≥ Klasse B . ≥ Classe B	Class A Classe A . Classe A Klasse A . Classe A
		Additives for Pools Aditivos para Piscinas Additifs pour Piscines Zusatzstoffe für Schwimmbäder Aditivos para Piscinas	Class A Classe A . Classe A Klasse A . Classe A	≥ Class B ≥ Classe B . ≥ Classe B ≥ Klasse B . ≥ Classe B	Class A Classe A . Classe A Klasse A . Classe A
		Acids Ácidos . Acides Säuren . Ácidos	Class LA (1a) Classe LA (1a) . Classe LA (1a) Klasse LA (1a) . Classe LA (1a)	(1)	Class LA (1a) Classe LA (1a) . Classe LA (1a) Klasse LA (1a) . Classe LA (1a)
		Bases Bases . Bases Laugen . Bases	Class LA (1a) Classe LA (1a) . Classe LA (1a) Klasse LA (1a) . Classe LA (1a)	(1)	Class LA (1a) Classe LA (1a) . Classe LA (1a) Klasse LA (1a) . Classe LA (1a)

		 FLOOR TILES (B) . PAVIMENTOS (B) . CARREAUX DE SOL (B) BODENFLIESEN (B) . PAVIMENTOS (B)		 WALL TILES (C) . REVESTIMENTOS (C) . REVÊTEMENTS (C) WANDFLIESEN (C) . REVESTIMIENTOS (C)	
Features	Standard	Specification EN 14411 Group BI b-GL	ALELUIA Specification	Specification EN 14411 Group BIII-GL	ALELUIA Specification
Características	Norma	Especificação EN 14411 Grupo BI b-GL	Especificação	Especificação EN 14411 Grupo BIII-GL	Especificação
Caractéristiques	Norme	Spécification EN 14411 Groupe BI b-GL	Spécification	Spécification EN 14411 Groupe BIII-GL	Spécification
Technische Eigenschaften	Norm	Hauseigene Norm EN 14411 Gruppe BI b-GL	Hauseigene Norm	Hauseigene Norm EN 14411 Gruppe BIII-GL	Hauseigene Norm
Características	Norma	Especificación EN 14411 Grupo BI b-GL	Especificación	Especificación EN 14411 Grupo BIII-GL	Especificación
Resistance to Abrasion Resistência à Abrasão . Résistance à l'Abrasion Abriebfestigkeit . Resistencia a la Abrasion	EN ISO 10545-7	I to V I a V . I a V I bis V . I a V		I to V (2) I a V (2) . I a V (2) I bis V (2) . I a V (2)	-
Frost Resistance Resistência ao Gelo . Résistance au Gel Frostbeständigkeit . Resistencia al Hielo	EN ISO 10545-12	Resistant Resistente . Résistant Beständig . Resistente		Resistant Resistente . Résistant Beständig . Resistente	- (6)
Resistance to Slipping Resistência ao Escorregamento Résistance au Glissement Rutschhemmung Resistencia al Deslizamiento	DIN 51130	Test Available Ensaio Disponível Essai Disponible Testbericht Verfügbar Ensayo Disponible		Product to Product Produto a Produto Produit a Produit Je nach Produkt Producto a Producto	-
Resistance to Slipping Resistência ao Escorregamento Résistance au Glissement Rutschhemmung Resistencia al Deslizamiento	DIN 51097	Test Available Ensaio Disponível Essai Disponible Testbericht Verfügbar Ensayo Disponible		Product to Product Produto a Produto Produit a Produit Je nach Produkt Producto a Producto	-
Resistance to Slipping Resistência ao Escorregamento Résistance au Glissement Rutschhemmung Resistencia al Deslizamiento	UNE 41901 EX	Test Available Ensaio Disponível Essai Disponible Testbericht Verfügbar Ensayo Disponible		Product to Product Produto a Produto Produit a Produit Je nach Produkt Producto a Producto	-

(B) Single Fired White Body Glazed Floor Tiles - EN14411 - Group BI b-GL (1st choice)

(C) Single Fired White Body Wall Tiles EN 14411 - Group BIII-GL (1st choice) - Applicable to edges ≥ 15 cm

(1) To be indicated by the producer - Product by Product

(1a) Acids and bases (low concentration)

(2) Depending on glass / colour

(3) Formats: 20x20; 45x45 cm

(4) Format: 20x20 cm

(5) Formats: 6.5x13; 6.7x14; 10x10; 13x13; 14x14; 13.5x15; 15x15; 8.6x26.2; 20x40; 20x50; 25X40; 26.7x41.6; 30x60; 30x90 cm

(6) Not applicable on wall tiles for interiors.

(B) Keramische Fliesen aus weißen Scherben glasiert entsprechend EN14411 – Gruppe BI b-GL (1.Wahl)

(C) Keramische Wandfliesen aus weißen Scherben entsprechend EN14411 – Gruppe BIII-GL (1.Wahl) - Anwendbar auf Kanten ≥ 15 cm

(1) Wie vom Hersteller produktbezogen anzugeben

(1a) Säuren und Laugen (Niedrige Konzentration)

(2) Je nach Glas / Farbe

(3) Formate: 20x20; 45x45 cm

(4) Formate: 20x20 cm

(5) Formate: 6.5x13; 6.7x14; 10x10; 13x13; 14x14; 13.5x15; 15x15; 8.6x26.2; 20x40; 20x50; 25X40; 26.7x41.6; 30x60; 30x90 cm

(6) Nicht anwendbar auf Beschichtung für Innerräume.

(B) Pavimentos Cerâmicos de Pasta Branca Monocozedura - EN14411 - Grupo BI b-GL (1ª escolha)

(C) Revestimentos Cerâmicos de Pasta Branca Porosa - EN 14411 - Grupo BIII-GL (1ª escolha) - Aplicável a arestas ≥ 15 cm

(1) A indicar pelo produtor - Produto a Produto

(1a) Ácidos e Bases (baixa concentração)

(2) Consoante o vidro / cor

(3) Formatos: 20x20; 45x45 cm

(4) Formato: 20x20 cm

(5) Formatos: 6.5x13; 6.7x14; 10x10; 13x13; 14x14; 13.5x15; 15x15; 8.6x26.2; 20x40; 20x50; 25X40; 26.7x41.6; 30x60; 30x90 cm

(6) Não aplicável ao revestimento para interiores.

(B) Carreaux Céramiques de Pâte Blanche Vitriqué en accord avec la EN 14411 - Groupe BI b-GL (1er choix)

(C) Revêtement Céramique en Pâte Blanche Classifié en accord avec la EN 14411 - Groupe BIII-GL (1er choix) - Applicable à des côtés ≥ 15 cm

(1) A indiquer par le Producteur- Produit par Produit

(1a) Acides et Bases (Faible concentration)

(2) Selon le verre / la couleur

(3) Formats: 20x20; 45x45 cm

(4) Format: 20x20 cm

(5) Formats: 6.5x13; 6.7x14; 10x10; 13x13; 14x14; 13.5x15; 15x15; 8.6x26.2; 20x40; 20x50; 25X40; 26.7x41.6; 30x60; 30x90 cm

(6) Ne s'applique pas aux revêtements pour l'intérieur.

In areas where there is risk of slipping, the application of **ALELUIA CERÁMICAS series anti-slip material with structured surfaces significantly reduces the risk.**
The indicators used for slip measurement are briefly described below:

R – The tilt angle reached during the slip resistance test.
Classification according to DIN 51130.

A, B, C – Indicators of slip resistance in wet areas where people walk barefoot (C = maximum slip foreseen).
Classification according to DIN 51097.

1, 2, 3 – Classification of the slip resistance value (RH) according to the Pendulum Method.
Classification according to UNE 41901 EX.

Dort wo Ausrutschgefahr besteht, reduziert das Auftragen von Antirutschmittel der Serie ALELUIA CERÁMICAS auf Strukturflächen bedeutend das Risiko.
Die benutzte Indikatoren der Rutschmessung sind unten kurz beschrieben:

R – Neigungswinkel während des Tests für die Auslaufbeständigkeit.
Klassifizierung gemäss der Norm DIN 51130.

A, B, C – Beständigkeitsindikatoren für das Ausrutschen in nasseuchten Abschnitten, in denen barfuss gegangen wird (C = Höchstwert für eingeplantes Ausrutschen).
Klassifizierung gemäss der Norm DIN 51097.

1, 2, 3 – Klassifizierung für den Wert der Ausrutschbeständigkeit (RH) gemäss der Pendelmethode.
Klassifizierung nach der Norm UNE 41901 EX.

Em zonas de risco de escorregamento, a aplicação de material antiderrapante das séries ALELUIA CERÁMICAS com superfícies estruturadas reduzem significativamente o risco.
De seguida apresentamos sumariamente os indicadores usados na medida do escorregamento:

R – O ângulo de inclinação atingido durante o teste de resistência ao escorregamento.
Classificação segundo a norma DIN 51130.

A, B, C – Indicadores de resistência ao escorregamento em zonas molhadas onde se anda descalço (C= máximo de escorregamento previsto).
Classificação segundo a norma DIN 51097.

1, 2, 3 – Classificação do valor da resistência ao deslizamento (RH) segundo o Método do Pêndulo.
Classificação segundo a norma UNE 41901 EX.

En las zonas de riesgo de deslizamiento, la aplicación de material antideslizante de las series ALELUIA CERÁMICAS con superficies estructuradas reduce significativamente el riesgo.
A continuación presentamos sumariamente los indicadores usados en la medida del deslizamiento:

R – El ángulo de inclinación alcanzado durante la prueba de resistencia al deslizamiento.
Clasificación según la norma DIN 51130.

A, B, C – Indicadores de resistencia al deslizamiento en zonas húmedas donde se camina descalzo (C= máximo de deslizamiento establecido).
Clasificación según la norma DIN 51097.

1, 2, 3 – Clasificación del valor de la resistencia al deslizamiento (RH) según el método del péndulo.
Clasificación según la norma UNE 41901 EX.

Dans les zones où il y a le risque de glissement, l'application du matériel antidérapant des séries ALELUIA CERÁMICAS avec des surfaces structurées réduit substantiellement le risque.
Ensuite on présente brièvement les indicateurs utilisés dans la mesure du glissement:

R – L'angle d'inclinaison atteint pendant le teste de résistance au glissement.
Classification selon la norme DIN 51130.

A, B, C – Indicateurs de la résistance au glissement dans les zones mouillées où les personnes se déplacent aux pieds nus (C= glissement maximal prévu).
Classification selon la norme DIN 51097.

1, 2, 3 – Classification de la valeur de la résistance au glissement (RH) selon la Méthode du pendule.
Classification selon la norme UNE 41901 EX.

DIN 51097 - INDICATORS OF SLIP RESISTANCE IN WET AREAS WHERE PEOPLE WALK BAREFOOT
INDICADORES DE RESISTÊNCIA AO ESCORREGAMENTO EM ZONAS MOLHADAS ONDE SE ANDE DESCALÇO . INDICATEURS DE RESISTANCE AU GLISSEMENT DANS LES ZONES MOUILLÉES OÙ LES PERSONNES SE DÉPLACENT AUX PIEDS NUS . ESTÄNDIGKEITSINDIKATOREN BEZÜGLICH AUSRUTSCHEN IN FEUCHTNASSEN ABSCHNITTEN, IN DENEN BARFUSS GEGANGEN WIRD
INDICADORES DE RESISTENCIA AL DESLIZAMIENTO EN ZONAS HÚMEDAS DONDE SE CAMINA DESCALZO

Tilt Angle Ângulo de Inclinação . Angle d'inclinaison Neigungswinkel . Ángulo de inclinación	≥12°	≥18°	≥24°
Class Classe . Classe Klasse . Clase	A	A+B	A+B+C

Anti-slip floors are advantageous for all the areas where people walk barefoot and there is risk of slipping. Thus:

Category A:
Anti-slip performance (≥12)
- Areas where people walk barefoot (considerably dry)
- Dressing for individual and group

Category A+B:
Anti-slip performance (≥18)
- Bathrooms
- Areas surrounding swimming pools
- Bottom of shallow swimming pools
- Children's swimming pools

Category A+B+C:
Anti-slip performance (≥24)
- Crossing area in swimming pools
- Tilted edges of swimming pools

Os pavimentos antiderrapantes são vantajosos para todas as áreas onde se anda descalço e haja perigo de escorregamento. Sendo assim:

Categoria A:
Desempenho do antiderrapante (≥12°)
- Zonas onde se anda descalço (consideravelmente secos)
- Vestiários individuais e de grupo

Categoria A+B:
Desempenho do antiderrapante (≥18°)
- Casas de banho
- Áreas circundantes de piscinas
- Fundo de piscinas pouco profundas
- Piscinas de crianças

Categoria A+B+C:
Desempenho do antiderrapante (≥24°)
- Zona de passagem em piscinas
- Limites inclinados de piscinas

Les sols antidérapants sont plus appropriés pour les zones où les personnes se déplacent aux pieds nus ou où il y a le danger de glissement. Donc:

Catégorie A:
Performance de l'antidérapant (≥12°)
- Zones où les personnes se déplacent aux pieds nus (considérablement secs)
- Vestiaires individuels ou de groupe

Catégorie A+B:
Performance de l'antidérapant (≥18°)
- Salles de bains
- Zones entourant les piscines
- Fond des piscines peu profondes
- Piscines pour les enfants

Catégorie A+B+C:
Performance de l'antidérapant (≥24°)
- Zone de passage des piscines
- Limites inclinés des piscines

Beständigkeitsangaben für Ausrutschen an nassen Durchgangsstellen, auf denen barfuss gegangen wird:

Kategorie A:
Leistung des Antirutschmittels (≥12°)
- Bereiche, in denen barfuss gegangen wird (verhältnismässig trocken)
- Einzel- und Gruppenumkleiden

Kategorie A+B:
Leistung des Antirutschmittels (≥18°)
- Toiletten
- an die Schwimmbäder angrenzende Umgebungsflächen
- Tiefe bei wenig tiefen Schwimmbädern
- Kinderbecken

Kategorie A+B+C:
Leistung des Antirutschmittels (≥24°)
- Durchgangsbereiche in Schwimmbädern
- Neigungsbegrenzung von Schwimmbädern

Los pavimentos antideslizantes son ventajosos para todas las áreas donde se camina descalzo y existe el peligro de deslizamiento. Por lo tanto:

Categoría A:
El desempeño del antideslizante (≥12°)
-Zona donde se camina descalzo (considerablemente seco)
-Vestuarios individuales y de grupo

Categoría A+B:
El desempeño del antideslizante (≥18°)
-Cuartos de baño
-Áreas alrededor de piscinas
-Fondo de piscinas poco profundas
-Piscinas de niños

Categoría A+B+C:
El desempeño del antideslizante (≥24°)
-Zona de paso en piscinas
-Limites de inclinación de piscinas



DIN 51130 - SLIP RESISTANCE
RESISTÊNCIA AO ESCORREGAMENTO . RESISTANCE AU GLISSEMENT . RUTSCHHEMMUNG . RESISTENCIA AL DESLIZAMIENTO

Tilt Angle Ângulo de Inclinação . Angle d'inclinaison Neigungswinkel . Ángulo de inclinación	>6,1°-10°	>10°-19°	>19°-27°	>27°-35°
Static Friction Atrito Estático . Frottement Statique Statische Reibung . Fricción Estática	Low Baixo . Bas Niedrige . Bajo	Normal Normal . Normal Normale . Normal	Greater Maior . Majeur Grössere . Mayor	High Elevado . Élevé Erhöhte . Alta
Class Classe . Classe Klasse . clase	R9	R10	R11	R12

RUN-OFF VOLUME
VOLUME DE ESCOAMENTO . VOLUME D'ÉCOULEMENT . ABFLUSSMENGE . CAUDAL VOLUMÉTRICO

cm³ / dm² 4	cm³ / dm² 6	cm³ / dm² 8	cm³ / dm² 10	
Class Classe . Classe Klasse . Clase	V4	V6	V8	V10
Crossing Area Superficie de Passagem / Surface de Passage / Durchgangsoberfläche / Superficie de Pasaje	Collecting Area Espaço de Recolha / Espace de Recueil / Sammelraum / Espacio de Recogida			
Drainage Level Nível de Drenagem / Niveau de Drainage / Drainagehöhe / Nivel de Drenaje				
V4 4cm³ / dm² V8 8cm³ / dm²	V6 6cm³ / dm² V10 10cm³ / dm²			

UNE 41901 EX - PENDULUM METHOD MÉTODO DO PÉNDULO . MÉTHODE DU PENDULE . PENDELMETHODE . MÉTODO DEL PÉNDULO			
Resistance to Slip RD (Read Value) Resistência ao Deslizamento RD (Valor Lido) Résistance au glissement RD (Valeur Lue) Ausrutschbeständigkeit RD (Gelesener Wert) Resistencia al Deslizamiento RD (Valor Lido)	15 < RD ≤ 35	35 < RD ≤ 45	RD > 45
Application Aplicação Application Anwendung Aplicación	Considerably dry internal areas. Zonas interiores consideravelmente secas. Zones à l'intérieur considérablement sèches. Relativ trockene Bereiche. Zonas interiores muy secas.	Wet internal areas. Zonas interiores húmidas. Zones humides à l'intérieur. Feuchte Innenbereiche. Zonas interiores húmedas.	Industrial areas where there are oils and lubricants and external areas of swimming pools. Zonas industriais onde existam gorduras e lubrificantes e zonas externas de piscinas. Zones industrielles où il y a des graisses et des lubrifiants et zones extérieures des piscines. Industriebereiche, in denen es Fette und Schmiermittel gibt und Schwimmbadaussenbereiche. Zonas industriales donde hay grasas y lubricantes y zonas exteriores de piscinas.
Class Classe . Classe Klasse . Clase	1	2	3

Determines the slip resistance coefficients of the pendulum tipping over the surface to be tested, and evaluated according to UNE 41901 EX.

The classification of floor tiles derives from the sliding resistance value, which determines their class and, hence, position. This test is always conducted in both directions of the ceramic tile.

Legt die Beständigkeitskoeffizienten beim Ausrutschen des über der Testfläche hin und her schwingenden Pendels fest. Die Bewertung erfolgt nach der Norm UNE 41901 EX.

Die Klassifizierung des Bodens folgt nach dem Beständigkeitswert für Ausrutschen. Dieser Wert legt die Klasse fest und die Stelle. Der Test erfolgt stets in den beiden Richtungen des Keramikteils.

Determina os coeficientes de resistência ao deslizamento do pêndulo em basculamento sobre a superfície a testar. É avaliado segundo a norma UNE 41901 EX.

A classificação do pavimento resulta do valor da resistência ao deslizamento, que determina a classe do mesmo e assim a sua localização. Este teste é feito sempre nos dois sentidos da peça cerâmica.

Determina los coeficientes de resistencia al deslizamiento del péndulo en inclinación sobre la superficie a ensayar. Se evalúa según la norma UNE 41901 EX.

La clasificación del pavimento resulta del valor de resistencia al deslizamiento, que determina la clase y su localización. Esta prueba se hace siempre en las dos vías de la pieza cerámica.

Détermine les coefficients de résistance au glissement du pendule en basculement sur la surface à tester et il est évalué selon la norme UNE 41901 EX.

La classification du sol résulte de la valeur de la résistance au glissement, qui détermine la classe du sol et donc sa localisation. Ce teste est effectué toujours dans les deux directions de la pièce céramique.

BS 7976 - PENDULUM METHOD MÉTODO DO PÉNDULO . MÉTHODE DU PENDULE . PENDELMETHODE . MÉTODO DEL PÉNDULO	
PTV Pendulum Test Value	Slip Potential Risk . Risco . Risque . Risiko . Riesgo
0-24	High potential for slipping. Elevado potencial de escorregamento. / Fort potentiel de glissement. / Erhöhtes Rutschrisiko. / Alto potencial de deslizamiento.
25-35	Moderate potential for slipping. Potencial de escorregamento moderado. / Potentiel de glissement modéré. / Mäßiges Rutschrisiko. / Potencial de deslizamiento moderado.
≥ 36	Low potential for slipping. Baixo potencial de escorregamento. / Bas potentiel de glissement. / Niedriges Rutschrisiko. / Potencial de deslizamiento bajo.

AS 4586 - WET PENDULUM TEST MÉTODO DO PÉNDULO . MÉTHODE DU PENDULE . PENDELMETHODE . MÉTODO DEL PÉNDULO		
Class Classe . Classe Klasse . Clase	Pendulum SRV (Slider 96)	Slip Potential Risk . Risco . Risque . Risiko . Riesgo
P5	> 54	Low potential for slipping. Baixo potencial de escorregamento. / Bas potentiel de glissement. / Niedriges Rutschrisiko. / Potencial de deslizamiento bajo.
P4	45-54	Low potential for slipping. Baixo potencial de escorregamento. / Bas potentiel de glissement. / Niedriges Rutschrisiko. / Potencial de deslizamiento bajo.
P3	35-44	Low potential for slipping. Baixo potencial de escorregamento. / Bas potentiel de glissement. / Niedriges Rutschrisiko. / Potencial de deslizamiento bajo.
P2	25-34	Moderate potential for slipping. Potencial de escorregamento moderado. / Potentiel de glissement modéré. / Mäßiges Rutschrisiko. / Potencial de deslizamiento moderado.
P1	12-24	High potential for slipping. Elevado potencial de escorregamento. / Fort potentiel de glissement. / Erhöhtes Rutschrisiko. / Alto potencial de deslizamiento.
P0	<12	High potential for slipping. Elevado potencial de escorregamento. / Fort potentiel de glissement. / Erhöhtes Rutschrisiko. / Alto potencial de deslizamiento.

Page	Series Série . Série Serie . Serie	Finish Acabamento . Finition Oberflächen . Acabado	DIN 51130	DIN 51097	UNE 41901 EX (TRL)	BS 7976 (PTV 4S)
76	ALPE	Matte	R9	A	Class 1	
84	AVENUE	Natural	R9		Class 1	
28	BACKSTAGE	Natural Anti-Slip	R10 R11		Class 2 Class 3	PTV ≥ 36 PTV ≥ 36
240	BALANCE	Natural	R10	A+B	Class 1	PTV ≥ 36
120	BOSCO	Natural Anti-Slip	R9 (20x120 ret.) R10 R11	A (20x120 ret.) A+B A+B+C (20x120 ret.)	Class 1 (20x120 ret.) Class 3 (20x120 ret.)	PTV ≥ 36
46	BOULEVARD	Natural Anti-Slip	R9 R11	A A+B	Class 1 Class 2	PTV ≥ 36
54	CONCRETE	Natural	R10		Class 1	
262	DANDY	Natural	R10	A	Class 3	PTV ≥ 36
130	DECK	Natural	R11	A+B+C		
316	DETROIT	CI	R10	A	Class 2	PTV ≥ 36
432	EBRO	Soft AS	R11	A+B+C	Class 3	PTV ≥ 36
348	ESSENCE	Natural	R10	A A+B (Branco)	Class 1	
212	ETERNAL STONE	Matte	R9	A	Class 1	
14	FLOW	Natural Anti-Slip	R10 R11	A+B A+B	Class 3	PTV ≥ 36 PTV ≥ 36
92	FOCUS	Anti-Slip	R11		Class 2	PTV ≥ 36
258	GRANIT	Anti-Slip	R11	A+B+C	Class 3	PTV ≥ 36
466	INDUSTRIAL	Natural CI Anti-Slip Textured CI Drainage Textured	R9 R10 R11 R12 R12-V6	A A A+B A+B A+B+C	Class 1 Class 2 Class 3 Class 3 Class 3	PTV ≥ 36 PTV ≥ 36 PTV ≥ 36 PTV ≥ 36 PTV ≥ 36
474	KERABRAILLE	CI	R10-V10	A	Class 2	PTV ≥ 36
36	KOMPACT	Natural Anti-Slip	R9 R11		Class 1 Class 2	PTV ≥ 36 PTV ≥ 36
424	LUNA	Natural Anti-Slip	R10 R12	A A+B+C	Class 2 Class 3	PTV ≥ 36 PTV ≥ 36
172	MAGMA	Natural Anti-Slip	R10 R11	A+B A+B+C	Class 2 Class 3	PTV ≥ 36 PTV ≥ 36
144	MUSE	Natural	R10	A+B	Class 1	PTV ≥ 36
224	MUSTANG SLATE	Natural	R10	A+B	Class 1	
156	NATURA KALACATA	Natural	R10		Class 2	
114	NOBLE	Natural Anti-Slip	R9 R11	A A+B	Class 1 Class 2	PTV ≥ 36
96	NOGAL	Natural Anti-Slip	R9 R11	A A+B	Class 3	PTV ≥ 36
106	OSLO	Natural Anti-Slip	R9 R11	A A+B	Class 1 Class 2	PTV ≥ 36
198	PIAZEN	Natural Bush-Hammered Matte	R10 R11 R10	A+B A A	Class 1 Class 1	PTV ≥ 36
444	PRO-DECK	CI	R11	A+B+C		
162	PURE TRAVERTINE	Natural Anti-Slip	R9 R11	A+B A+B+C	Class 2 Class 3	PTV ≥ 36 PTV ≥ 36
184	STONE AGE	Natural Anti-Slip	R10 R11	A+B A+B+C	Class 2 Class 3	PTV ≥ 36 PTV ≥ 36
66	STUDIO	Natural Matte	R9 R10			
456	TECHNICAL	Natural CI Anti-Slip Textured CI Drainage Textured	R9 R10 R11 R12 R12-V6	A A A+B A+B A+B+C	Class 1 Class 2 Class 3 Class 3 Class 3	PTV ≥ 36 PTV ≥ 36 PTV ≥ 36 PTV ≥ 36 PTV ≥ 36
448	TERRA 1.4	Anti-Slip	R11	A+B	Class 3	PTV ≥ 36
336	TOUCH	Matte	R10	A	Class 2	
230	URBAN STONE	Natural Anti-Slip	R10 R11	A A+B+C	Class 1 Class 3	PTV ≥ 36 PTV ≥ 36
438	X-TREME	Natural	R10		Class 2	PTV ≥ 36



Page	Series Série . Série Serie . Serie	Type of Product Tipologia de Produto . Type de Produit Produkttyp . Tipo de Producto	Sizes Formatos . Formats Format . Formatos	Finish Acabamento . Finition Oberflächen . Acabado	Colour / Ref Cor/Ref . Couleur/Ref Farbe/Ref . Color/Ref	WallPEC
76	ALPE	Wall Tiles	30x60x0.85 cm	Matte	White R850 WallPE3C2	WallPEC
					Grey R851 WallPE3C2	
					Anthracite R852 WallPE3C2	
					Decor Hidra Grey R858 WallPE3C2	
			26.7x41.6x0.77 cm	Matte	White 3156 WallPE3C2	WallPEC
					Grey 3157 WallPE3C2	
					Anthracite 3158 WallPE3C2	
					Decor Hidra Grey 3159 WallPE3C2	
240	BALANCE	Wall Tiles	30x60x0.85 cm	Matte	Beige R3717 WallPE3C2	WallPEC
					Silver R3718 WallPE3C2	
					Grey R3719 WallPE3C2	
					Ceppo di Gre R3722 WallPE3C2	
					Cubic Beige R3723 WallPE3C2	
					Cubic Silver R3724 WallPE3C2	
					Cubic Grey R3725 WallPE3C2	
					Muretto Beige R3726 WallPE3C2	
					Muretto Silver R3727 WallPE3C2	
					Muretto Grey R3728 WallPE3C2	
46	BOULEVARD	Porcelain Tiles	30x60x0.85 cm	Natural	Light P3080 WallPE3C2	WallPEC
					Grey P3082 WallPE3C2	
					Dark P3083 WallPE3C2	
					Prisma Branco R3831R WallPE3C2	
358	BRANCOS	Wall Tiles	29.5x59.2x0.85 cm ret.	Shine	Blocks Branco R3833R WallPE3C2	WallPEC
				Matte	Prisma Branco R3832R WallPE3C2	
					Blocks Branco R3834R WallPE3C2	
					Branco R826 WallPE3C2	
					Prisma Branco R3831 WallPE3C2	
			30x60x0.85 cm	Shine	Blocks Branco R3833 WallPE3C2	
				Matte	Branco R827 WallPE3C2	
					Prisma Branco R3832 WallPE3C2	
					Blocks Branco R3834 WallPE3C2	
					Branco R614 WallPE3C2	
20x50x0.8 cm	Shine	Branco R615 WallPE3C2				
	Matte					
212	ETERNAL STONE	Wall Tiles	30x60x0.85 cm	Matte	White R3811 WallPE3C2	WallPEC
					Beige R3812 WallPE3C2	
					Grey R3813 WallPE3C2	
					Talisman White R3814 WallPE3C2	
					Talisman Beige R3815 WallPE3C2	
			26.7x41.6x0.77 cm	White R2751 WallPE3C2		
				Beige R2752 WallPE3C2		
				Grey R2753 WallPE3C2		
				Talisman White R2754 WallPE3C2		
				Talisman Beige R2755 WallPE3C2		
36	KOMPACT	Porcelain Tiles	29.5x59.2x0.85 cm ret.	Natural	Talisman Grey R3816 WallPE3C2	WallPEC
					White CP62R WallPE3C2	
					Beige CP63R WallPE3C2	
					Taupe CP64R WallPE3C2	
					Grey CP65R WallPE3C2	
			30x60x0.85 cm	White CP62 WallPE3C2		
				Beige CP63 WallPE3C2		
				Taupe CP64 WallPE3C2		
				Grey CP65 WallPE3C2		
				Cloud White R3741 WallPE3C2		
324	LIV'IN	Wall Tiles	30x60x0.85 cm	Matte	Leather Greige R3742 WallPE3C2	WallPEC
					Luna Grey R3743 WallPE3C2	
					Charcoal Black R3744 WallPE3C2	
					Blush Red R3745 WallPE3C2	
					Olive Green R3746 WallPE3C2	
					Colonial Blue R3747 WallPE3C2	
					Brick Blush Red R3751 WallPE3C2	
					Brick Olive Green R3752 WallPE3C2	
					Brick Colonial Blue R3753 WallPE3C2	

Page	Series Série . Série Serie . Serie	Type of Product Tipologia de Produto . Type de Produit Produkttyp . Tipo de Producto	Sizes Formatos . Formats Format . Formatos	Finish Acabamento . Finition Oberflächen . Acabado	Colour / Ref Cor/Ref . Couleur/Ref Farbe/Ref . Color/Ref	WallPEC						
324	LIV'IN	Wall Tiles	26.7x41.6x0.77 cm	Matte	Cloud White R2731 WallPE3C2	WallPEC						
					Leather Greige R2732 WallPE3C2							
					Luna Grey R2733 WallPE3C2							
					Charcoal Black R2734 WallPE3C2							
					Blush Red R2735 WallPE3C2							
					Olive Green R2736 WallPE3C2							
					Colonial Blue R2737 WallPE3C2							
					Brick Blush Red R2741 WallPE3C2							
					Brick Olive Green R2742 WallPE3C2							
					Brick Colonial Blue R2743 WallPE3C2							
					Sand R3826R WallPE3C2							
					Light Grey R3827R WallPE3C2							
					Clay R3828R WallPE3C2							
					Grey R3829R WallPE3C2							
					Blocks Sand R3836R WallPE3C2							
					Blocks Light Grey R3837R WallPE3C2							
172	MAGMA	Wall Tiles	29.5x59.2x0.85 cm ret.	Matte	Blocks Clay R3838R WallPE3C2	WallPEC						
					Blocks Grey R3839R WallPE3C2							
					Sand R3826 WallPE3C2							
					Light Grey R3827 WallPE3C2							
					Clay R3828 WallPE3C2							
					Grey R3829 WallPE3C2							
					Blocks Sand R3836 WallPE3C2							
					Blocks Clay R3838 WallPE3C2							
			30x60x0.85 cm	Blocks Grey R3839 WallPE3C2								
				White R3776 WallPE3C2								
				Ivory R3777 WallPE3C2								
				Grey R3778 WallPE3C2								
				Coal R3779 WallPE3C2								
				Prisma White R3781 WallPE3C2								
				Prisma Ivory R3782 WallPE3C2								
				Prisma Grey R3783 WallPE3C2								
224	MUSTANG SLATE	Porcelain Tiles	29.5x59.2x0.85 cm ret.	Natural	Prisma Coal R3784 WallPE3C2	WallPEC						
					Light Grey P3040R WallPE3C2							
			30x60x0.85 cm	Natural	White P3043R WallPE3C2							
					Light Grey P3040 WallPE3C2							
			96	NOGAL	Wall Tiles		29.5x59.2x0.85 cm ret.	Matte	White P3043 WallPE3C2	WallPEC		
									Blocks Blonde Grey R3841R WallPE3C2			
									Blocks Tortora R3842R WallPE3C2			
							30x60x0.85 cm	Matte	Blocks Coffee R3843R WallPE3C2			
Blocks Honey R3844R WallPE3C2												
Blocks Blonde Grey R3841 WallPE3C2												
256	OCEAN	Wall Tiles	30x60x0.85 cm	Matte	Blocks Tortora R3842 WallPE3C2	WallPEC						
					Blocks Coffee R3843 WallPE3C2							
					Blocks Honey R3844 WallPE3C2							
					Beige R845 WallPE3C2							
					Grey R846 WallPE3C2							
					Pearl R3656 WallPE3C2							
198	PIAZEN	Wall Tiles	30x60x0.85 cm	Matte	Ivory R3657 WallPE3C2	WallPEC						
					Oyster R3658 WallPE3C2							
					Ash R3659 WallPE3C2							
					Cubic Pearl R3661 WallPE3C2							
					Cubic Ivory R3662 WallPE3C2							
					Cubic Oyster R3663 WallPE3C2							
					Cubic Ash R3664 WallPE3C2							
					Groove Pearl R3665 WallPE3C2							
					Groove Ivory R3666 WallPE3C2							
					Groove Oyster R3667 WallPE3C2							
					Groove Ash R3668 WallPE3C2							
					62		PLASTER	Wall Tiles	30x60x0.85 cm	Matte	White R840 WallPE3C2	WallPEC
											Grey R841 WallPE3C2	

Page	Series Série . Série Serie . Serie	Type of Product Tipologia de Produto . Type de Produit Produkttyp . Tipo de Producto	Sizes Formatos . Formats Format . Formatos	Finish Acabamento . Finition Oberflächen . Acabado	Colour / Ref Cor/Ref . Couleur/Ref Farbe/Ref . Color/Ref	WallPEC
162	PURE TRAVERTINE	Wall Tiles	30x60x0.85 cm	Shine	Ivory R3801	WallPE3C2
					Beige R3802	WallPE3C2
					Grey R3803	WallPE3C2
					Ivory R3804	WallPE3C2
					Beige R3805	WallPE3C2
					Grey R3806	WallPE3C2
				Matte	Groove Ivory R3807	WallPE3C2
					Groove Beige R3808	WallPE3C2
					Groove Grey R3809	WallPE3C2
					Shell R3003	WallPE3C2
					Sand R3005	WallPE3C2
					Moonlight R3006	WallPE3C2
218	ROCK	Wall Tiles	30x60x0.85 cm	Matte	Carved Shell R3009	WallPE3C2
					Carved Sand R3007	WallPE3C2
					Carved Moonlight R3008	WallPE3C2
					Shell R2705	WallPE3C2
					Sand R2704	WallPE3C2
					Moonlight R2703	WallPE3C2
			26.7x41.6x0.77 cm	Matte	Carved Shell R2707	WallPE3C2
					Carved Sand R2709	WallPE3C2
					Carved Moonlight R2711	WallPE3C2
					White R3785	WallPE3C2
					Greige R3786	WallPE3C2
					Grey R3787	WallPE3C2
184	STONE AGE	Wall Tiles	30x60x0.85 cm	Satin	Anthracite R3788	WallPE3C2
					Sawn White R3791	WallPE3C2
					Sawn Greige R3792	WallPE3C2
					Sawn Grey R3793	WallPE3C2
					Sawn Anthracite R3794	WallPE3C2
					White R3795	WallPE3C2
				Shine	Greige R3796	WallPE3C2
					Grey R3797	WallPE3C2
					Anthracite R3798	WallPE3C2
					White R3771	WallPE3C2
					Beige R3772	WallPE3C2
					Grey R3773	WallPE3C2
66	STUDIO	Wall Tiles	30x60x0.85 cm	Matte	Anthracite R3774	WallPE3C2
					Decor Geo R3775	WallPE3C2
					White R2745	WallPE3C2
					Beige R2746	WallPE3C2
					Grey R2747	WallPE3C2
					Anthracite R2748	WallPE3C2
			26.7x41.6x0.77 cm	Matte	Decor Geo R2749	WallPE3C2
					Light R3674	WallPE3C2
					Light Beige R3675	WallPE3C2
					Light Grey R3676	WallPE3C2
					Brick Light R3677	WallPE3C2
					Brick Light Beige R3678	WallPE3C2
336	TOUCH	Wall Tiles	30x60x0.85 cm	Matte	Brick Light Grey R3679	WallPE3C2
					Light R2712	WallPE3C2
					Light Beige R2713	WallPE3C2
					Light Grey R2714	WallPE3C2
					Brick Light R2715	WallPE3C2
					Brick Light Beige R2716	WallPE3C2
			26.7x41.6x0.77 cm	Matte	Brick Light Grey R2717	WallPE3C2
					Greige P3091	WallPE3C2
					Grey P3092	WallPE3C2

Page	Series Série . Série Serie . Serie	Type of Product Tipologia de Produto . Type de Produit Produkttyp . Tipo de Producto	Sizes Formatos . Formats Format . Formatos	Finish Acabamento . Finition Oberflächen . Acabado	Colour / Ref Cor/Ref . Couleur/Ref Farbe/Ref . Color/Ref	UPEC
76	ALPE	Glazed Floor Tiles	45x45x0.85 cm	Matte	White C450	U3 P3 E3 C2
					Grey C451	U3 P3 E3 C2
					Anthracite C452	U25 P3 E3 C2
28	BACKSTAGE	Porcelain Tiles	60x60x1 cm	Natural	White P6120	U4 P4 E3 C2
					Grey P6121	U4 P4 E3 C2
					Dark Grey P6122	U3 P3 E3 C2
					Green P6123	U3 P3 E3 C2
					Blue P6124	U3 P3 E3 C2
240	BALANCE	Porcelain Tiles	60x60x1 cm	Natural	Beige P6091	U4 P4 E3 C2
					Silver P6092	U4 P4 E3 C2
					Grey P6093	U4 P4 E3 C2
					Ceppo di Gre P6094	U4 P4 E3 C2
					Light P6095	U4 P4 E3 C2
46	BOULEVARD	Porcelain Tiles	45x45x0.85 cm	Natural	Greige P6096	U4 P4 E3 C2
					Grey P6097	U4 P4 E3 C2
					Dark P6098	U4 P4 E3 C2
					Light PE020	U4 P4 E3 C2
					Greige PE021	U4 P4 E3 C2
432	EBRO	Extruded Porcelain Tiles	30x60x0.85 cm	Natural	Grey PE022	U4 P4 E3 C2
					Dark PE023	U4 P4 E3 C2
					Light P3080	U4 P3 E3 C2
					Greige P3081	U4 P3 E3 C2
					Grey P3082	U4 P3 E3 C2
348	ESSENCE	Extruded Porcelain Tiles	59.2x59.2x0.8 cm ret.	Soft AS	Dark P3083	U4 P3 E3 C2
					Cream K6015R	U4 P3 E3 C2
					Light Grey K6016R	U4 P3 E3 C2
					Dark Grey K6017R	U4 P3 E3 C2
					Cream K6015RC	U4 P3 E3 C2
212	ETERNAL STONE	Glazed Floor Tiles	45x45x0.85 cm	Matte	Light Grey K6016RC	U4 P3 E3 C2
					Dark Grey K6017RC	U4 P3 E3 C2
					Cinza Claro 7020	U4 P4 E3 C2
					Negro 7032	U4 P4 E3 C2
					Form Cinza Claro 7320	U4 P4 E3 C2
14	FLOW	Porcelain Tiles	30x60x0.85 cm	Natural	Form Negro 7332	U4 P4 E3 C2
					Cinza Claro 7020	U4 P3 E3 C2
					Negro 7032	U4 P3 E3 C2
					Form Cinza Claro 7320	U4 P3 E3 C2
					Form Negro 7332	U4 P3 E3 C2
92	FOCUS	Glazed Floor Tiles	45x45x0.85 cm	Natural	White C465	U3 P3 E3 C2
					Beige C466	U3 P3 E3 C2
					Grey C467	U3 P3 E3 C2
					Cloud Cement P6171R / P6171	U4 P4 E3 C2
					Sand Cement P6172R / P6172	U4 P4 E3 C2
230	URBAN STONE	Porcelain Tiles	30x60x0.85 cm	Natural	Ash Cement P6173R / P6173	U4 P4 E3 C2
					Coal Cement P6174R / P6174	U35 P3 E3 C2
					Cloud Stone P6175R / P6175	U4 P4 E3 C2
					Sand Stone P6176R / P6176	U4 P4 E3 C2
					Ash Stone P6177R / P6177	U4 P4 E3 C2
502	TECHNICAL INFORMATION				Coal Stone P6178R / P6178	U35 P3 E3 C2
					Cloud Cement P3121	U4 P3 E3 C2
					Sand Cement P3122	U4 P3 E3 C2
					Ash Cement P3123	U4 P3 E3 C2
					Coal Cement P3124	U35 P3 E3 C2
www.aaleluia.pt					Cloud Stone P3125	U4 P3 E3 C2
					Sand Stone P3126	U4 P3 E3 C2
					Ash Stone P3127	U4 P3 E3 C2
					Coal Stone P3128	U35 P3 E3 C2
					Cloud Cement PE040	U4 P4 E3 C2
ALELUIA CERÂMICAS					Sand Cement PE041	U4 P4 E3 C2
					Ash Cement PE042	U4 P4 E3 C2
					Coal Cement PE043	U35 P3 E3 C2
					Cloud Stone PE044	U4 P4 E3 C2
					Sand Stone PE045	U4 P4 E3 C2
www.aaleluia.pt					Ash Stone PE046	U4 P4 E3 C2
					Coal Stone PE047	U35 P3 E3 C2
					Beige C400	U3 P3 E3 C2
					Grey C402	U3 P3 E3 C2

Page	Series Série . Série Serie. Serie	Type of Product Tipologia de Produto . Type de Produit Produkttyp . Tipo de Producto	Sizes Formatos . Formats Format . Formatos	Finish Acabamento . Finition Oberflächen . Acabado	Colour / Ref Cor/Ref . Couleur/Ref Farbe/Ref . Color/Ref															
466	INDUSTRIAL	Extruded Porcelain Tiles	29.7x29.7x1.4 cm	Natural	Pérola K3071 U4 P45 E3 C2 Cinza Claro K3072 U4 P45 E3 C2															
				Cl	Pérola K3073 U4 P45 E3 C2 Cinza Claro K3074 U4 P45 E3 C2															
				Natural	Pérola K3061 U4 P4+ E3 C2 Cinza Claro K3062 U4 P4+ E3 C2															
				Cl	Pérola K3063 U4 P4+ E3 C2 Cinza Claro K3064 U4 P4+ E3 C2															
				Anti-Slip	Pérola K3065 U4 P4+ E3 C2 Cinza Claro K3066 U4 P4+ E3 C2															
				Textured Cl	Pérola K3067 U4 P4+ E3 C2 Cinza Claro K3068 U4 P4+ E3 C2															
			29.7x29.7x1.2 cm	Cl	Drainage Textured	Natural	Pérola K3069 U4 P4+ E3 C2 Cinza Claro K3070 U4 P4+ E3 C2													
						Cl	Pérola K2036 U4 P45 E3 C2 Cinza Claro K2037 U4 P45 E3 C2													
						Cl	Pérola K2038 U4 P45 E3 C2 Cinza Claro K2039 U4 P45 E3 C2													
						Natural	Pérola K2026 U4 P4+ E3 C2 Cinza Claro K2027 U4 P4+ E3 C2													
						Cl	Pérola K2028 U4 P4+ E3 C2 Cinza Claro K2029 U4 P4+ E3 C2													
						Anti-Slip	Pérola K2030 U4 P4+ E3 C2 Cinza Claro K2031 U4 P4+ E3 C2													
			20x20x1.4 cm	Cl	Textured Cl	Natural	Pérola K2032 U4 P4+ E3 C2 Cinza Claro K2033 U4 P4+ E3 C2													
						Cl	Pérola K2034 U4 P4+ E3 C2 Cinza Claro K2035 U4 P4+ E3 C2													
						20x20x1.2 cm	Drainage Textured	Natural	White PT84R U3 P3 E3 C2 Beige PT85R U3 P3 E3 C2 Taupe PT86R U25 P3 E3 C2 Grey PT87R U25 P3 E3 C2											
								Cl	White PT84 U3 P3 E3 C2 Beige PT85 U3 P3 E3 C2 Taupe PT86 U25 P3 E3 C2 Grey PT87 U25 P3 E3 C2											
								59.2x59.2x1 cm ret.	Natural	White CP62R U3 P3 E3 C2 Beige CP63R U3 P3 E3 C2										
										Taupe CP64R U25 P3 E3 C2 Grey CP65R U25 P3 E3 C2										
			60x60x1 cm	Natural	White CP62 U3 P3 E3 C2 Beige CP63 U3 P3 E3 C2 Taupe CP64 U25 P3 E3 C2 Grey CP65 U25 P3 E3 C2															
					29.5x59.2x0.85 cm ret.					Natural	White C415 U3 P3 E3 C2 Beige C416 U3 P3 E3 C2 Camel C417 U25 P3 E3 C2 Grey C418 U25 P3 E3 C2 Graphite C419 U2 P3 E3 C2 Black C420 U2 P3 E3 C2 Cream K6005R U4 P3 E3 C2									
						30x60x0.85 cm	Natural				Light Grey K6006R U4 P3 E3 C2 Dark Grey K6007R U4 P3 E3 C2 Black K6008R U4 P3 E3 C2 Cream K6009R U4 P3 E3 C2									
											90	KREA	Glazed Floor Tiles	45x45x0.85 cm	Matte	Natural	Light Grey K6010R U4 P3 E3 C2 Dark Grey K6011R U4 P3 E3 C2 Black K6012R U4 P3 E3 C2 Cream K6005RC U4 P3 E3 C2			
								59.2x59.2x0.8 cm ret.	Anti-Slip								Light Grey K6006RC U4 P3 E3 C2 Dark Grey K6007RC U4 P3 E3 C2 Black K6008RC U4 P3 E3 C2 Cream K6009RC U4 P3 E3 C2			
																	424	LUNA	Extruded Porcelain Tiles	29.5x59.2x0.8 cm ret.
144	MUSE	Porcelain Tiles	60x60x1 cm	Natural																
					Satin					White P6110 U3 P3 E3 C2 Ivory P6111 U3 P3 E3 C2 White P6114 U3 P3 E3 C2 Ivory P6115 U3 P3 E3 C2										

Page	Series Série . Série Serie. Serie	Type of Product Tipologia de Produto . Type de Produit Produkttyp . Tipo de Producto	Sizes Formatos . Formats Format . Formatos	Finish Acabamento . Finition Oberflächen . Acabado	Colour / Ref Cor/Ref . Couleur/Ref Farbe/Ref . Color/Ref					
224	MUSTANG SLATE	Porcelain Tiles	59.2x59.2x1 cm ret. 60x60x1 cm	Natural	Light Grey P6060R U25 P3 E3 C2 Light Grey P6060 U25 P3 E3 C2					
				Natural	Light Grey P3040R U25 P3 E3 C2 Light Grey P3040 U25 P3 E3 C2					
				156	NATURA KALACATA		Glazed Floor Tiles	45x45x0.85 cm	Matte	Kalacata C430 U3 P3 E3 C2 Kalacata Grey C431 U3 P3 E3 C2
										218
66	STUDIO	Glazed Floor Tiles	45x45x0.85 cm	Matte	Pérola 1014 U4 P3 E3 C2 Cinza Claro 1020 U4 P3 E3 C2 Cinza Escuro 1025 U4 P3 E3 C2 Preto 1030 U4 P3 E3 C2 Negro 1032 U4 P3 E3 C2 Pérola K4001R U4 P3 E3 C2 Cinza Claro K4002R U4 P3 E3 C2 Cinza Escuro K4003R U4 P3 E3 C2 Preto K4004R U4 P3 E3 C2 Negro K4005R U4 P3 E3 C2 Pérola K4006R U4 P3 E3 C2 Cinza Claro K4007R U4 P3 E3 C2 Cinza Escuro K4008R U4 P3 E3 C2 Preto K4009R U4 P3 E3 C2 Negro K4010R U4 P3 E3 C2 Pérola 1014 U4 P3 E3 C2 Cinza Claro 1020 U4 P3 E3 C2 Cinza Escuro 1025 U4 P3 E3 C2 Preto 1030 U4 P3 E3 C2 Negro 1032 U4 P3 E3 C2					
					456	TECHNICAL	Extruded Porcelain Tiles	59.2x59.2x0.8 cm ret.	Natural	Pérola K3031 / K3001 / K3051 U4 P4 E3 C2 Cinza Claro K3032 / K3002 / K3052 U4 P4 E3 C2 Cinza Escuro K3033 / K3043 / K3053 U4 P4 E3 C2 Preto K3034 / K3003 / K3054 U4 P4 E3 C2 Negro K3035 / K3045 / K3055 U4 P4 E3 C2
29.7x29.7x0.8 cm	Natural / Cl / Anti-Slip	Bege K3036 / K3046 / K3056 U4 P4 E3 C2 Terracota K3037 / K3047 / K3057 U4 P4 E3 C2 Azul Nórdico K3038 / K3048 / K3058 U4 P4 E3 C2 Verde Sage K3039 / K3049 / K3059 U4 P4 E3 C2								
		20x20x0.8 cm	Drainage Textured	Pérola K3004 U4 P3 E3 C2 Cinza Claro K3005 U4 P3 E3 C2						
20x20x0.7 cm	Cl			Pérola K2004 U4 P3 E3 C2 Cinza Claro K2005 U4 P3 E3 C2 Pérola K2011 U4 P3 E3 C2 Cinza Claro K2012 U4 P3 E3 C2 Cinza Escuro K2013 U4 P3 E3 C2 Preto K2014 U4 P3 E3 C2 Negro K2015 U4 P3 E3 C2 Pérola K2001 U4 P3 E3 C2 Cinza Claro K2002 U4 P3 E3 C2 Cinza Escuro K2016 U4 P3 E3 C2 Preto K2003 U4 P3 E3 C2 Negro K2017 U4 P3 E3 C2 Pérola K2021 U4 P3 E3 C2 Cinza Claro K2022 U4 P3 E3 C2 Cinza Escuro K2023 U4 P3 E3 C2 Preto K2024 U4 P3 E3 C2 Negro K2025 U4 P3 E3 C2 White C445 U3 P3 E3 C2 Beige C446 U3 P3 E3 C2 Grey C447 U25 P3 E3 C2						
		336	TOUCH	Glazed Floor Tiles	45x45x0.85 cm	Matte	Greige P6101 U4 P4 E3 C2 Grey P6102 U4 P4 E3 C2			
230	URBAN STONE						Porcelain Tiles	60x60x1 cm 30x60x0.85 cm	Natural	Greige P3091 U4 P3 E3 C2 Grey P3092 U4 P3 E3 C2

APPLICATION AND USE

MATERIAL

Before application, please make sure that the boxes match in terms reference, lot and calibre numbers and if the quantity is sufficient to complete the project, taking into consideration a margin of error.

Open 3 or 4 boxes and spread out various pieces in order to verify that they are all indeed of the same lot and calibre. Never apply different lots on the same surface.

For better results in terms of colour homogeneity, at least 3 boxes should all be used at the same time.

The decorative finishes from Aleluia Cerâmicas produced in a third firing result from special decorative processes and may result in slight variations of tone. These pieces require an even more special handling to avoid scratches and irreversible damage. The surface should be protected during the application to avoid contact with the mortar. Excess mortar should be cleaned immediately with a clean sponge and abundant water. Abrasive or acidic cleaning agents must not be used.

Even though Aleluia Cerâmicas products are in Accordance with the requisites stipulated in international standards, namely with regard to flatness, we recommend that during the application of large formats (≥ 50 cm length) one of the following suggested layout plans be used. Never apply the pieces, when they have been placed in a perpendicular pattern, more than ¼ of the piece parallel to it.

The Keratec pieces should be applied in the same back side direction, with a minimum joint of 2mm for rectified material and 6mm for the remaining material.

Having in mind the protection against grouting stains, and others, as well as the daily maintenance, Keratec recommends the impermeabilization of all polished (satinéd) products, after application and before grouting.

Respect recommendations for application written on the packages.

MATERIAL

Überprüfen Sie vor der Verlegung des Materials bitte, ob die Karton dieselbe Referenz, Charge und Maße aufweisen, ob die Menge für die durchzuführende Arbeit ausreicht, und ob Sie vorsichtshalber eine Reservemenge haben.

Öffnen Sie 3 oder 4 Kartons und verteilen Sie verschiedene Fliesen, um festzustellen, ob es sich um eine einzige Charge und dieselben Maße handelt. Verlegen Sie auf derselben Fläche niemals verschiedene Chargen.

Für eine bessere Farbhomogenität sollten zumindest gleichzeitig 3 Kartons verwendet werden.

Die Dekore von Aleluia Cerâmicas, die im 3. Brand produziert wurden, stammen aus besonderen Dekorierungsverfahren. Bei denen es zu einer leichten Farbtonabweichung kommen kann. Diese Fliesen müssen zudem vorsichtig gehandhabt werden, um bleibende Kratzer oder Schäden zu vermeiden. Ihre Oberfläche muss während der Verlegung geschützt und der Kontakt mit dem Mörtel verhindert werden. Der überschüssige Mörtel muss sofort mit einem sauberen Schwamm und reichlich Wasser gereinigt werden, wobei die Anwendung von scheuernden und säurehaltigen Reinigungsmitteln untersagt ist.

Auch wenn die Produkte der Marke Aleluia Cerâmicas, die in den internationalen Normen vorgesehenen Anforderungen einhalten, insbesondere hinsichtlich der Ebenflächigkeit, empfehlen wir, dass bei der Verlegung von Formaten größerer Dimension (≥ 50 cm Länge) einer der nachstehenden Vorschläge angewendet wird und die Fliesen, falls sie versetzt verlegt sind, nie mehr als ¼ zur parallelen Fliese verschoben werden.

Die Fliesen Keratec immer in die gleiche Richtung der Rückseite legen, wir empfehlen eine minimale Fuge von 2mm für rectifiziertes Material anzuwenden und 6mm für das restliche Material.

Mit dem Ziel, die Reinigung der Fliesen von Flecken vom Fugenmaterial oder anderer Ursache, sowie die tägliche Wartung zu erleichtern empfiehlt Keratec die Versiegelung aller polierten (satinierten) Produkte nach der Verlegung und vor dem Verfugen.

Respektieren Sie die Anwendungsempfehlungen auf der Verpackung.

MATERIAL

Previamente à aplicação do material por favor verificar se as caixas possuem a mesma referência, lote e calibre, se a quantidade é suficiente para efetuar a obra e se tem uma quantidade como margem de prevenção.

Abri 3 ou 4 caixas espalhando várias peças de forma a averiguar a existência de um único lote e calibre. Nunca aplicar na mesma superfície lotes diferentes.

Para uma melhor homogeneidade de cor, deverão utilizar-se pelo menos 3 caixas em simultâneo.

As decorações da Aleluia Cerâmicas produzidas em 3.º fogo resultam de processos de decoração especiais que podem originar uma ligeira variação de tonalidade. Estas peças requerem ainda um manuseamento cuidadoso de forma a evitar riscos ou danos irreversíveis. A sua superfície deve de ser protegida durante a aplicação impedindo o contacto das argamassas. Os excedentes das argamassas deverão de ser limpos de imediato com uma esponja limpa e bastante água, sendo interdito o uso de agentes de limpeza abrasivos ou ácidos.

Pese embora o facto dos produtos Aleluia Cerâmicas cumprirem os requisitos previstos nas normas internacionais, designadamente no que concerne à planaridade, aconselhamos que na aplicação dos formatos de grande dimensão (≥ 50 cm comprimento) seja utilizada uma das propostas a seguir sugeridas, nunca aplicando as peças, quando contrafiadas, a mais de ¼ da peça que lhe é paralela.

As peças Keratec deverão ser aplicadas no mesmo sentido do tardo, aconselhando-se uma junta mínima de: 2mm para o material retificado e 6mm para o restante.

Tendo por objetivo a proteção contra manchas de rejuntamento e outras, bem como facilitar a manutenção diária, a Keratec recomenda a impermeabilização, após aplicação e antes de rejuntar, de todos os produtos polidos (acetinado).

Respeitar os conselhos de aplicação inscritos nas embalagens.

MATERIAL

Antes de la aplicación del material, por favor compruebe si las cajas tienen la misma referencia, lote y calibre, si la cantidad es suficiente para hacer la obra y si tiene una cantidad de margen de prevención.

Abri 3 o 4 cajas separarse varias piezas con el fin de determinar la existencia de un solo lote y calibre. Nunca aplicar sobre la misma superficie diferentes lotes.

Para una mejor uniformidad de color, se deben utilizar por lo menos 3 cajas al mismo tiempo.

Las decoraciones de Aleluia Cerâmicas producidas en 3º fuego resultan de procesos de decoración especial que pueden dar origen a una ligera variación de tonalidad. Estas piezas

También requieren un manejo cuidadoso para evitar riesgos o daños irreversibles.

Su superficie debe ser protegida durante la aplicación para impedir todo el contacto de morteros. Los excedentes de argamassas deben limpiarse inmediatamente con una esponja limpia y agua en abundancia siendo prohibido el uso de agentes de limpieza abrasivos o ácidos.

A pesar de los productos Aleluia Cerâmicas cumplir con los requisitos establecidos en las normas internacionales, en particular, con respecto a la planaridad, recomendamos que la aplicación de grandes dimensiones (≥ 50 cm de longitud) utilice una de las siguientes propuestas sugeridas, nunca aplicar piezas, cuando contrafiadas, a más de ¼ de la pieza que es paralela.

Las piezas Keratec deben ser aplicados en la misma dirección de la parte trasera, aconseja-se el uso de una junta mínima de 2mm para el material rectificad y 6mm para el resto.

Con el objetivo de protección contra manchas de rejuntado y otras, así como facilitar el mantenimiento diario, Keratec recomienda la impermeabilización después de la aplicación y antes de rejuntar, de todos los productos pulidos (satinado).

Respetar los consejos de aplicación impresa en las embalajes.

MATÉRIEL

Avant la pose du matériel, veuillez vérifier si les boîtes ont toutes les mêmes références, lot et calibre, si la quantité est suffisante pour effectuer l'ouvrage et si vous avez une quantité suffisante de réserve.

Ouvrez 3 ou 4 boîtes en éparpillant les différents carreaux afin de vous assurer qu'il y a un seul lot et calibre. N'appliquez jamais des lots différents sur la même surface.

Pour une meilleure homogénéisation de la couleur, vous devrez utiliser au moins 3 boîtes en simultané.

Les décorations Aleluia Cerâmicas produites en 3ème feu résultent de processus spéciaux de décoration qui peuvent entraîner une légère variation de tonalité. Ces carreaux exigent également un maniement prudent afin d'éviter des risques ou des dommages irréversibles. Leur surface doit être protégée pendant la pose, en empêchant le contact des mortiers. Le surplus de mortier devra être immédiatement enlevé à l'aide d'une éponge propre et avec beaucoup d'eau; l'usage d'agents de nettoyage, abrasifs ou acides, est interdit.

Bien que les produits Aleluia Cerâmicas respectent les exigences prévues par les normes internationales, notamment en ce qui concerne la planarité, nous préconisons l'utilisation d'une des propositions suggérées ci-après, pour l'application des grands formats (longueur ≥ 50 cm) en n'appliquant jamais les carreaux, lorsqu'ils sont décalés, à plus d'¼ du carreau qui lui est parallèle.

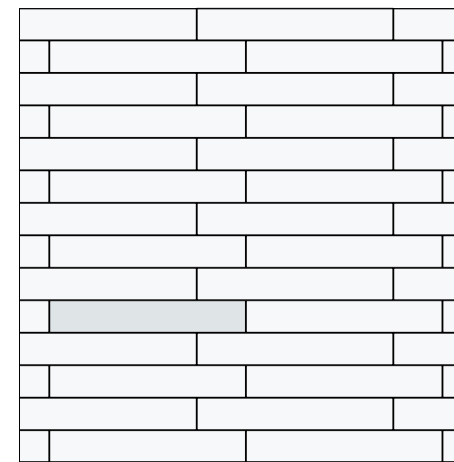
Les pièces Keratec devront être appliquées dans le même sens de scellement, nous conseillons un joint minimum de 2mm pour les matériaux rectifiés et 6mm pour les autres.

Dans le but de protéger contre les taches de rejointoiment et autre, ainsi que de faciliter l'entretien quotidien, Keratec recommande l'imperméabilisation après l'application et avant le rejointoiment, de tous les produits polis (satinés).

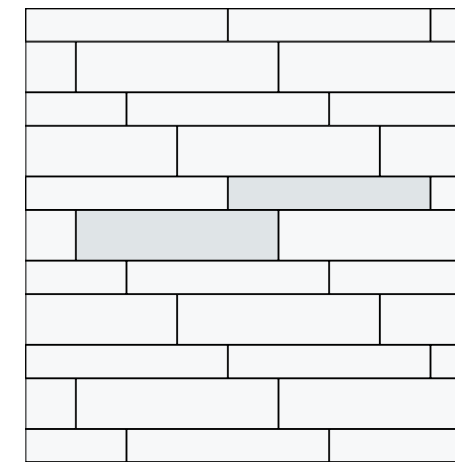
Respecter les conseils d'application écrit sur l'emballage.

Application Suggestions

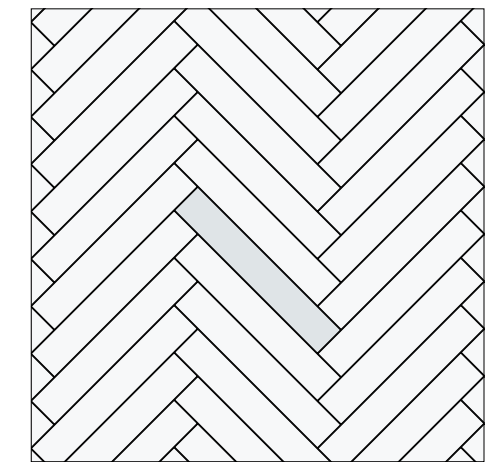
Sugestões de Aplicação . Suggestions d'applications . Anwendungsvorschläge . Sugerencias de Aplicación



01

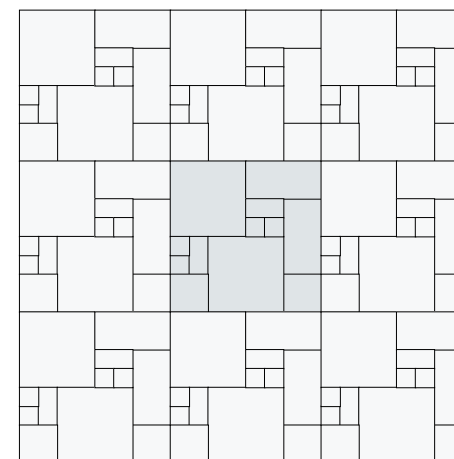


02 22x90 - 60%
15x90 - 40%

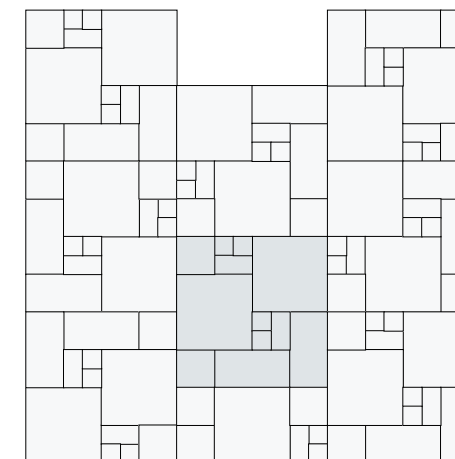


03

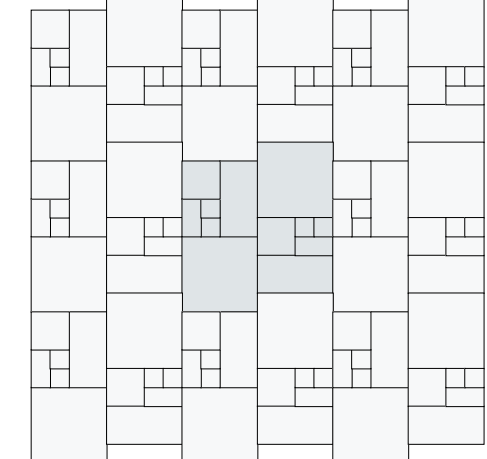
Multisize



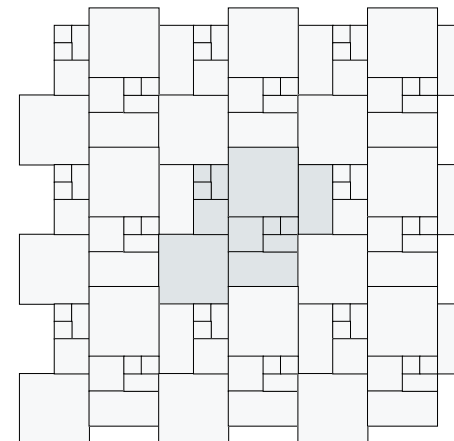
04



05



06



07

Note: When applying the pieces in the same direction, there may be a slight misalignment of the smooth or lined part, this being a characteristic of the product itself.

Nota: Ao aplicar as peças na mesma direção, poderá existir um ligeiro desalinhamto da parte lisa ou das riscas, sendo este uma característica do próprio produto.

Note: En appliquant les carreaux dans la même direction, il pourra y avoir un léger désalignement de la partie lisse ou des rayures, ceci étant une caractéristique du produit-même.

Anmerkung: Bei der Verlegung der Fliesen in dieselbe Richtung, kann es in den glatten oder gestreiften Bereichen eine leichte Abweichung in der Ausrichtung geben, wobei es sich um ein Merkmal des Produktes selbst handelt.

Nota: al aplicar las piezas en la misma dirección, puede haber un ligero desalineamiento de la parte lisa o rayada, siendo esto una característica propia del producto.



SUPPORT SURFACE / EPOXIES / JOINTS

Check that the support surface is level, consistent, dry and free from dust or grease.

Taking into account the high level of hardness of the Keratec extruded porcelain tile, and in order to obtain a more harmonious aesthetic effect, we recommend the use of appropriate discs and drills.

Use the appropriate epoxy for each type of product, taking into consideration the support surface, the format and the product's finality (interior, exterior, floor or wall covering). Follow the instructions provided by the epoxy manufacturer, namely: amount / m², distribution and drying times.

Apply the epoxy over the support surface and comb it with a notched trowel to regularise the thickness. Heavier or larger pieces should be epoxied twice. Place the tiles and press them until the grooves are level. Make sure that no air bubbles exist underneath the tile.

The joints between the pieces, both as floor and as wall coverings, have important technical functions (absorption of the support deformations) as well as aesthetic ones. Therefore, joints with characteristics that are appropriate to the location and purpose (flexible, anti-acid, etc...) should be used.

After grouting, follow the cleaning instructions provided by the manufacturer.

SUPORTE / COLAS / JUNTAS

Verificar se o suporte está plano, consistente, limpo, seco e isento de pó e gorduras.

Atendendo à elevada dureza do porcelanato extrudido Keratec e de forma a obter-se um efeito estético mais harmonioso recomendamos a utilização de discos e brocas apropriados.

Utilizar colas apropriadas para cada tipologia de produto, tendo também em conta o suporte, o formato e o fim a que se destina (interior, exterior, pavimento, revestimento). Seguir as instruções indicadas pelo fabricante de colas, nomeadamente: consumos / m², distribuição e tempos.

Aplicar a cola sobre o suporte e penteá-lo com uma talocha dentada para regularizar a espessura. Em peças de peso ou formato elevado efetuar uma colagem dupla. Colocar as peças e pressioná-las até conseguir o nivelamento dos sulcos. Deverá garantir-se a inexistência de bolsas de ar sob a peça.

As juntas entre as peças, tanto em pavimento como em revestimento, exercem importantes funções técnicas (absorbem as deformações do suporte) e estéticas. Assim deve-se utilizar juntas com características adequadas ao local e à sua finalidade (flexíveis, anti-ácidos, etc...).

Após rejuntamento, respeitar as instruções de limpeza indicadas pelo fabricante.

SUPPORT / COLLES / JOINTS

Vérifiez si le support est plat, consistant, propre, sec et exempt de poussière et de graisses.

Compte tenu de la grande dureté des grés cérame étiré Keratec et afin d'obtenir un effet esthétique plus harmonieuse, nous vous recommandons d'utiliser des disques et des tarières appropriés.

Utilisez des colles adaptées à chaque typologie de produit, en tenant également compte du support, du format et du but auquel il se destine (intérieur, extérieur, sols, revêtement). Suivez les consignes indiquées par le fabricant de colles, notamment: consommations / m², répartition et temps.

Appliquez la colle sur le support et peignez-le à l'aide d'une brosse indiquée à cet effet pour uniformiser l'épaisseur. En cas de carreaux lourds ou de grand format, effectuez un double collage. Placez les carreaux et appuyez dessus jusqu'à ce que vous réussissiez le nivellement des rainures. Vous devez vous assurer de l'inexistence de bulles d'air sous les carreaux.

Les joints entre les pièces, en tant que carreaux de mur et de sol, ont des fonctions techniques importantes (absorbent la déformation du support) et esthétique. Donc, il doit être utilisé des joints avec des caractéristiques appropriées au lieu et à l'utilisation prévue (flexible, antiacides, etc ...).

Après le jointoiment, respecter les instructions de nettoyage fournies par le fabricant.

FLÄCHE / SCHNITT / KLEBSTOFF / FUGEN

Überprüfen Sie, ob der Untergrund ebenflächig, fest, sauber, trocken und staub- und fettfrei ist.

Unter Berücksichtigung der hohen Härte des extrudierten Feinsteinzeugs Keratec, und um eine harmonischere ästhetische Wirkung zu erzielen, empfehlen wir die Verwendung von entsprechenden Schneidwerkzeugen und Bohrern.

Benutzen Sie Klebstoffe, die für die Art des Produktes geeignet sind und berücksichtigen Sie auch den Untergrund, das Format und den Zweck, für den es bestimmt ist (innen, außen, Bodenfliesen, Wandfliesen). Folgen Sie den Anweisungen des Herstellers der Klebstoffe, insbesondere: Verbrauch / m², Verteilung und Zeit.

Tragen Sie den Klebstoff auf dem Untergrund auf und verstreichen Sie ihn mit einem Zahnschachtel, um die Dicke zu regulieren. Bei Fliesen mit größerem Format oder Gewicht, tragen Sie den Kleber zweimal auf. Setzen Sie die Fliesen auf und drücken Sie sie an, bis Sie passend zu den Furchen ausgeglichen sind. Es muss gewährleistet sein, dass keine Hohlräume unter der Fliese bestehen.

Die Fugen zwischen den Fliesen, als Boden- und Wandbelag, haben wichtige technische Funktionen (Aufnahme der Deformationen des untergrundes) als auch ästhetische. Daher sollten Fugen mit Eigenschaften, die, für Standort und Zweck (flexibel, Anti-Säure, etc...) geeignet sind verwendet werden.

Nach dem Verfugen, befolgen Sie die Reinigungshinweise des Herstellers.

SOPORTE / COLAS / JUNTAS

Verifique que el soporte sea plano, consistente, limpio, seco y libre de polvo y grasa.

Dada la alta dureza del porcelanato extrudido Keratec y con el fin de obtener un efecto estético más armoniosa se recomienda el uso de discos y brocas adecuados.

Utilizar colas adecuadas para cada tipo de producto, teniendo en cuenta también el apoyo, el formato y el uso previsto (interior, exterior, pavimento, revestimiento). Seguir las instrucciones dadas por el fabricante de colas, en particular: consumos /m², distribución y tiempo.

Aplicar el pegamento en los soportes y peinarlo con una llana dentada para regularizar el espesor. En piezas pesadas o de gran formato hacer un pegamento doble. Poner las piezas y presiónelas hasta que los surcos queden al mismo nivel. Deberá asegurarse de que nos hay burbujas de aire debajo de la pieza.

Las juntas entre las piezas, tanto en pavimento como en revestimiento, tienen funciones técnicas importantes (absorben la deformación de la base) y estética. Por lo tanto, se deben utilizar juntas con características adecuadas para el lugar y su propósito (flexible, antiácidos, etc...).

Después de rejuntado, respetar las instrucciones de limpieza indicadas por el fabricante.

SUPPORT / COLLES / JOINTS

Vérifiez si le support est plat, consistant, propre, sec et exempt de poussière et de graisses.

Compte tenu de la grande dureté des grés cérame étiré Keratec et afin d'obtenir un effet esthétique plus harmonieuse, nous vous recommandons d'utiliser des disques et des tarières appropriés.

Utilisez des colles adaptées à chaque typologie de produit, en tenant également compte du support, du format et du but auquel il se destine (intérieur, extérieur, sols, revêtement). Suivez les consignes indiquées par le fabricant de colles, notamment: consommations / m², répartition et temps.

Appliquez la colle sur le support et peignez-le à l'aide d'une brosse indiquée à cet effet pour uniformiser l'épaisseur. En cas de carreaux lourds ou de grand format, effectuez un double collage. Placez les carreaux et appuyez dessus jusqu'à ce que vous réussissiez le nivellement des rainures. Vous devez vous assurer de l'inexistence de bulles d'air sous les carreaux.

Les joints entre les pièces, en tant que carreaux de mur et de sol, ont des fonctions techniques importantes (absorbent la déformation du support) et esthétique. Donc, il doit être utilisé des joints avec des caractéristiques appropriées au lieu et à l'utilisation prévue (flexible, antiacides, etc ...).

Après le jointoiment, respecter les instructions de nettoyage fournies par le fabricant.

WE RECOMMEND THE FOLLOWING JOINT SIZES
ACONSELHAMOS O SEGUINTE TAMANHO DE JUNTAS . NOUS CONSEILLONS LA TAILLE DE JOINTS QUI SUIT
WIR EMPFEHLEN DIE FOLGENDEN FUGENGRÖßEN . LE RECOMENDAMOS EL SIGUIENTE TAMAÑO DE JUNTAS

Type of Product Tipo de Produto . Type de Produit Produkttyp . Tipo de producto	Format (cm) Formato . Format Format . Formato	Size of Joints Tamanho de Juntas . Taille des Joints Fugengröße . Tamaño de Juntas
	44.3x88.8 ret. / 20x120 ret. / 22.05x88.8 ret. / 14.5x88.8 ret.	2 mm
Porcelain Tiles Porcelanato Grés Cérame Feinsteinzeug Porcelánico	59.2x59.2 ret. / 58.6x58.6 ret. 44.3x44.3 ret. 29.5x59.2 ret. / 29.2x58.6 ret. / 7.2x29.5	1.5 mm
	22.05x90 / 14.5x90	3 mm
	60x60 / 45x45 / 30x60 / 10x60	4 mm
Wall Tiles Revestimento Revêtement Wandfliesen Revestimiento	Rectified . Retificado Rectifié . Rektifiziert . Rectificado	1.5 mm
	30x60 / 26.7x41.6 / 20x50 / 25x40 / 20x40	3 mm
	20x20 / 8.6x26.2 / 14x14 / 13x13 / 10x10 / 6.7x14 / 6.5x13 LOS 10x18 / LOS 9x15 / Arabesque / Scales	2 mm
Glazed Floor Tiles Pavimento em Grés Sol en Grés Bodenfliesen aus Steinzeug Pavimento en Gres	Rectified . Retificado Rectifié . Rektifiziert . Rectificado	1.5 mm
	45x45 / 10x10	3 mm
	20x20	2 mm
Extruded Porcelain Tiles Porcelanato Extrudido Grés Cérame Étiré Extrudiertes Feinsteinzeug Gres Porcelánico Extrusionado	Rectified . Retificado Rectifié . Rektifiziert . Rectificado	2 mm
	30x30 / 20x20 / 11.7x24	6 mm
	Irregular Edges . Arestas Irregulares Bords Irréguliers . Unregelmässigen Kanten . Bordes Irregulares	8 mm

We recommend the use of dark coloured joints, and that they should be tested on some reserve pieces first, to analyse the result. Careful and frequent cleaning should occur during their application. If necessary, protect the pieces with a product recommended to avoid incrustation of the mortar's colour in the joints.

Apply the joints using the appropriate mortar 24 hours after the epoxy application, using the appropriate trowel.

Wir empfehlen dunkelfarbige Fugen zu verwenden und einen Test bei den Ersatzfliesen durchzuführen, um die Wirkung zu analysieren. Während des Verlegens muss eine sorgfältige und häufige Reinigung erfolgen. Gegebenenfalls müssen die Fliesen mit einem geeigneten Produkt geschützt werden, um Verschmutzungen der Farbe des Fugenmörtels zu vermeiden.

24 Stunden nach Auftragung des Klebstoffes verspachteln Sie die Fugen mit einem geeignetem Fugenmörtel unter Verwendung eines geeigneten Zahnschachtels.

Aconselhamos que se use juntas de cores escuras e se faça um teste em peças de reserva para analisar o seu comportamento. Deverá ser feita uma limpeza cuidadosa e frequente durante o assentamento. Se necessário deve-se proteger as peças com um produto apropriado para evitar a incrustação da cor da argamassa das juntas.

Betumar as juntas com argamassas próprias para juntas após 24 horas da aplicação da cola, utilizando uma talocha apropriada.

Le recomendamos juntas con colores oscuras y hacer una prueba sobre piezas de reserva para analizar su comportamiento. Debe hacerse una limpieza cuidadosa y frecuente durante la colocación. Si es necesario se debe proteger las piezas con un producto adecuado para evitar el ensuciamiento del color de argamasa de las juntas.

Rellenar las juntas con argamassas propias para juntas después 24 horas de aplicar el pegamento, usando una llana adecuada.

Nous vous conseillons d'utiliser des joints de couleurs foncées et de faire un test sur des carreaux de réserve pour analyser leur comportement. Il faudra faire un nettoyage soigné et fréquent pendant la pose. Si nécessaire, il faut protéger les carreaux avec un produit spécial pour éviter l'incrustation de la couleur de mortier des joints.

Mastiquez les joints avec du mortier adapté pour des joints, 24 heures après l'application de la colle, en utilisant une brosse indiquée à cet effet.

CLEANING AND MAINTENANCE

30 minutes after application, start the cleaning of the residues of the joint product with a damp sponge. When the product has completely hardened, carry out a general cleaning with a dry cloth.

During maintenance of ceramic floor and wall coverings, we recommend frequent cleaning of surfaces with household cleaning products. In areas leading to the outside, use mats to avoid sand coming into contact with the floor covering and causing damage.

During the cleaning and maintenance, the use of tools or abrasive with high concentration cleaning products which may scratch or damage the surface of tiles with decorative designs is strongly inadvisable.

We recommend that with porcelain tile products normal cleaning be done with water.

The Keratec products with natural finishing and textured finishing, are prepared to facilitate the removal or reduction of stains, either through a simple cleaning or by using products that are commercialized for that purpose.

Products with a rustic or anti-slip finish should be cleaned with a strong fibre brush to eliminate grime.

REINIGUNG UND PFLEGE

30 Minuten nach der Verfugung können Sie mit der Reinigung beginnen und die Überreste des Produktes aus den Fugen mit einem feuchten Schwamm entfernen. Wenn das Produkt bereits hart geworden ist, führen Sie eine allgemeine Reinigung mit einem trockenen Tuch durch.

Für die Pflege der Wand- und Bodenkeramik empfehlen wir eine häufige Reinigung der Oberflächen mit Haushaltsreinigern und in den Bereichen mit Zugang nach außen die Verwendung von Teppichen, um zu vermeiden, dass sich Sand absetzt, der jeglichen Bodentyp beschädigt.

Bei der Pflege von Dekoren ist es verboten, scheuernde Reinigungsmittel zu verwenden von Hohe Konzentration, die diese zerkratzen oder beschädigen können.

Bei Feinsteinzeugprodukten empfehlen wir eine tägliche Reinigung mit Wasser.

Die Keratec Produkte mit natürlichen und strukturierten Oberflächen, sind bereit, die Beseitigung von Flecken zu erleichtern oder zu verringern, entweder durch eine einfache Reinigung oder durch Verwendung von Produkten, die zu diesem Zweck im Handel erhältlich sind.

Bei Produkten mit einer rustikalen und rutschfesten Oberflächenbehandlung schlagen wir vor eine harte Bürste zu verwenden, um den Schmutz zu entfernen.

LIMPEZA E MANUTENÇÃO

Passados 30 minutos da betumação, poderá começar a limpeza eliminando os restos do produto das juntas com uma esponja húmida. Com o produto já endurecido realizar uma limpeza geral com um pano seco.

Na manutenção dos pavimentos e revestimentos cerâmicos aconselhamos a limpeza frequente das superfícies com produtos de limpeza domésticos e nas áreas de ligação ao exterior o uso de tapetes para evitar a circulação de areias que danificam qualquer tipo de pavimento.

Na limpeza e manutenção dos decorados é interdito o uso de utensílios e produtos de limpeza abrasivos e de elevada concentração que o possam riscar ou danificar.

Nos produtos de porcelanato aconselhamos que a limpeza diária seja feita com água.

Os produtos Keratec com acabamento natural e texturado estão preparados para facilitar a remoção ou atenuação das manchas, quer através de uma limpeza simples, quer através de produtos comercializados para o efeito.

Nos produtos com acabamento rústico e antiderrapante sugerimos o uso de uma escova de fibra dura, para eliminar a sujidade.

LIMPIEZA Y MANTENIMIENTO

Después de 30 minutos de la aplicación del betún, puede empezar a limpiar retirando los restos del producto de las juntas con una esponja húmeda. Con el producto ya endurecido realizar una limpieza general con un paño seco.

En el mantenimiento de pavimentos y revestimientos cerámicos sugerimos la limpieza frecuente de las superficies con productos de limpieza doméstica y en las áreas de conexión exterior el uso de alfombras para evitar el movimiento de las arenas que dañan cualquier tipo de pavimento.

En la limpieza y mantenimiento de decorados está prohibido el uso de utensilios y productos de limpieza abrasivos de alta concentración que pueden rayar o dañar.

En los productos porcelánicos se recomienda que la limpieza diaria se realice con agua.

El producto Keratec con acabado natural y texturizado están preparados para facilitar la eliminación o atenuación de las manchas, a través de una simple limpieza, o por medio de los productos comercializados para este fin.

En los productos con acabado rústico y antideslizante sugerimos el uso de un cepillo de fibra dura, para eliminar la suciedad.

NETTOYAGE ET ENTRETIEN

30 minutes après le masticage, vous pourrez commencer à nettoyer en éliminant les restes du produit des joints à l'aide d'une éponge humide. Une fois le produit durci, il faut effectuer un nettoyage général à l'aide d'un chiffon sec.










Dans l'entretien des sols et des revêtements céramiques, nous vous conseillons le nettoyage fréquent des surfaces avec des produits de nettoyage ménagers et sur les zones de liaison à l'extérieur, l'usage d'un tapis pour éviter la circulation de sables qui endommagent tout type de sols.







Lors du nettoyage et de l'entretien des carreaux décorés, il est interdit d'utiliser des ustensiles et des produits abrasifs de haute concentration de nettoyage qui puissent le rayer ou l'endommager.

Sur les produits en grès cérame, nous vous conseillons un nettoyage quotidien avec de l'eau.

Le produit Keratec avec la finition naturel et texturés sont prêts à faciliter l'élimination ou l'atténuation des taches, soit par un simple nettoyage ou via des produits commercialisés à cette fin.




Sur les produits avec une finition rustique et antidérapante, nous suggérons l'usage d'une brosse de fibre dure, pour éliminer la saleté.











PORCELAIN TILES . PORCELANATO . GRÉS CÉRAME . FEINSTEINZEUG . PORCELÁNICO										
Sizes (cm) Dimensão (cm) Format (cm) Maße (cm) Formato (cm)	Pieces / SQM Peças / M² Pièces / M² Stück / M² Piezas / M²	Weight / SQM Peso / M² Poids / M² Gewicht / M² Peso / M²	Pieces / Box Peças / Caixa Pièces / Boîte Stück / Karton Piezas / Caja	SQM / Box M² / Caixa M² / Boîte M² / Karton M² / Caja	Weight / Box Peso / Caixa Poids / Boîte Gewicht / Karton Peso / Caja	Box / Pallet Caixa / Palette Boîte / Palette Karton / Palette Caja / Pallet	SQM / Pallet M² / Palette M² / Palette M² / Palette M² / Pallet	Weight / Pallet Peso / Palette Poids / Palette Gewicht / Palette Peso / Pallet	cm / Pallet cm / Palette cm / Palette cm / Pallet	Pallet / Truck Palette / Camião Palette / LKW Pallet / Camión
										
44.3x88.8x1 ret.	2.54	22.52	2	0.787	17.72	43	33.841	782	90x120x59	31
20x120x1.05 ret.	4.17	22.22	6	1.440	32.00	44	63.360	1428	80x120x95	17
22.05x88.8x1 ret.	5.10	22.11	5	0.980	21.67	44	43.120	973	90x120x59	24
14.5x88.8x1 ret.	7.77	22.30	7	0.900	20.07	45	40.500	923	90x120x59	26
59.2x59.2x1 ret.	2.86	22.10	3	1.050	23.20	36	37.800	855	80x120x74	28
58.6x58.6x1 ret.	2.91	22.04	3	1.030	22.70	36	37.080	837	80x120x74	29
44.3x44.3x0.85 ret.	5.10	19.01	6	1.178	22.40	36	42.408	826	80x120x59	29
29.5x59.2x1 ret.	5.73	21.70	6	1.050	22.79	32	33.600	754	80x120x74	32
29.5x59.2x0.85 ret.	5.73	18.52	7	1.220	22.60	40	48.800	924	80x120x74	26
29.2x58.6x1 ret.	5.83	21.85	6	1.030	22.50	32	32.960	740	80x120x74	32
14.6x14.6x1 ret.	46.91	21.50	38	0.810	16.84	52	42.120	925	80x120x74	31
60x60x1	2.78	22.02	3	1.080	23.78	36	38.880	876	80x120x75	27
45x45x0.85	4.94	19.01	5	1.010	19.20	36	36.360	711	80x120x60	33
30x60x0.85	5.56	18.57	7	1.260	23.40	40	50.400	956	80x120x75	25
10x60x0.85	16.67	18.11	21	1.260	22.83	40	50.400	933	80x120x65	25
7.2x29.5x1	47.03	22.60	18	0.383	8.65	98	37.534	870	80x120x65	27









STAIRSTEPS . SKIRTINGS . MOSAICS . INFINITY . ENDLESS										
Sizes (cm) Dimensão (cm) Format (cm) Maße (cm) Formato (cm)	Weight / Piece Peso / Peça Poids / Pièce Gewicht / Stück Peso / Pieza	Pieces / Box Peças / Caixa Pièces / Boîte Stück / Karton Piezas / Caja	Weight / Box Peso / Caixa Poids / Boîte Gewicht / Karton Peso / Caja	Sizes (cm) Dimensão (cm) Format (cm) Maße (cm) Formato (cm)	Weight / Piece Peso / Peça Poids / Pièce Gewicht / Stück Peso / Pieza	Pieces / Box Peças / Caixa Pièces / Boîte Stück / Karton Piezas / Caja	Weight / Box Peso / Caixa Poids / Boîte Gewicht / Karton Peso / Caja			
										
Stairstep 44.3x88.8x1 ret.	8.86	2	17.72	Mosaic 29.5x29.5x1 (2.5)	1.60	10	16.00			
Stairstep 59.2x59.2x1 ret.	7.75	3	23.25	Mosaic 29.5x29.5x1 (4.7)	1.86	10	18.60			
Stairstep 58.6x58.6x1 ret.	7.57	3	22.70	Mosaic 29.5x29.5x1 (9.7)	1.86	10	18.60			
Stairstep 44.3x44.3x0.85 ret.	3.73	6	22.40	Mosaic 29.5x29.5x0.85 (2.5)	1.67	11	18.37			
Stairstep 29.5x59.2x1 ret.	3.80	6	22.80	Mosaic 29.5x29.5x0.85 (4.7)	1.67	11	18.37			
Stairstep 29.5x59.2x0.85 ret.	3.25	7	22.75	Mosaic Arrow 22.4x29.5x0.85	1.23	11	13.53			
Stairstep 29.2x58.6x1 ret.	3.75	6	22.50	Mosaic Bar 29.5x44.3x1	2.45	6	14.70			
Stairstep 60x60x1	7.92	3	23.76	Mosaic Fineline 33x44x1	2.45	6	14.70			
Stairstep 45x45x0.85	3.84	5	19.20	Mosaic Hexa Slim 28.1x34.1x0.85	1.34	10	13.40			
Stairstep 30x60x1	3.93	6	23.58	Mosaic Oxford 28x30x1	1.75	10	17.50			
Stairstep 30x60x0.85	3.33	7	23.28	Mosaic Picket 33x44x1	2.87	7	20.09			
Skirting 8x59.2x1 ret.	1.05	6	6.30	Mosaic Rubic 27.1x29.5x1	1.40	10	14.00			
Skirting 8x59.2x0.85 ret.	0.90	7	6.30	Mosaic Sticks 29.5x29.5x0.85	1.62	11	17.82			
Skirting 8x58.6x1 ret.	1.03	6	6.18	Infinity 29.5x59.2x0.85	3.20	5	16.00			
Skirting 8x44.3x1 ret.	0.83	24	19.92							
Skirting 8x44.3x0.85 ret.	0.69	28	19.32							
Skirting 8x60x1	1.08	6	6.50							
Skirting 8x60x0.85	0.90	7	6.30							
Skirting 8x45x0.85	0.70	28	19.60							









PACKING AND WEIGHT

PACKING AND WEIGHT

FULL BODY EXTRUDED PORCELAIN TILES . PORCELANATO EXTRUDIDO . GRÈS CÉRAMÉ ÉTIRÉ . EXTRUDIERTES FEINSTEINZEUG . GRES PORCELÁNICO EXTRUSIONADO										
Sizes (cm) Dimensão (cm) Format (cm) Maße (cm) Formato (cm)	Pieces / SQM Peças / M² Pièces / M² Stück / M² Piezas / M²	Weight / SQM Peso / M² Poids / M² Gewicht / M² Peso / M²	Pieces / Box Peças / Caixa Pièces / Boîte Stück / Karton Piezas / Caja	SQM / Box M² / Caixa M² / Boîte M² / Karton M² / Caja	Weight / Box Peso / Caixa Poids / Boîte Gewicht / Karton Peso / Caja	Box / Pallet Caixa / Paleta Boîte / Palette Karton / Palette Caja / Pallet	SQM / Pallet M² / Paleta M² / Palette M² / Palette M² / Pallet	Weight / Pallet Peso / Paleta Poids / Palette Gewicht / Palette Peso / Pallet	cm / Pallet cm / Paleta cm / Palette cm / Palette cm / Pallet	Pallet / Truck Paleta / Camião Palette / Camion Palette / LKW Pallet / Camión
										
29.5x88.8x1 ret.	3.82	24.04	3	0.780	18.75	28	21.840	540	90x120x45	44
29.5x88.8x0.45 ret.	3.82	10.39	8	2.090	21.80	25	52.250	560	90x120x45	43
14.5x88.8x0.8 ret.	7.77	16.38	9	1.160	19.00	45	52.200	875	90x120x59	27
59.2x59.2x1 ret.	2.85	22.86	3	1.050	24.00	36	37.800	882	80x120x75	27
59.2x59.2x0.8 ret.	2.85	19.00	4	1.400	26.60	36	50.400	920	80x120x75	26
44.3x44.3x0.8 ret.	5.10	19.00	6	1.178	22.38	30	35.340	686	80x120x59	35
29.5x59.2x1 ret.	5.73	21.42	6	1.050	22.50	40	42.000	918	80x120x75	26
29.5x59.2x0.8 ret.	5.73	18.55	7	1.220	22.63	40	48.800	920	80x120x75	26
29.5x59.2x0.45 ret.	5.73	9.66	14	2.440	22.63	40	97.600	960	80x120x75	25
29.7x29.7x1.4	11.11	31.90	7	0.630	20.10	50	31.500	1020	80x120x75	24
29.7x29.7x1.2	11.11	27.92	8	0.720	20.10	50	36.000	1020	80x120x75	24
29.7x29.7x1.2 (Drainage Textured)	11.11	28.75	8	0.720	20.70	50	36.000	1050	80x120x75	23
29.7x29.7x0.8	11.11	17.86	13	1.170	20.90	50	58.500	1060	80x120x75	23
29.7x29.7x0.8 (Drainage Textured)	11.11	18.25	12	1.080	19.71	50	54.000	1000	80x120x75	24
29.7x29.7x0.6	11.11	13.66	17	1.530	20.90	50	76.500	1060	80x120x75	23
20x30x1.4	16.67	31.58	12	0.720	22.74	48	34.560	1107	80x120x75	22
20x20x1.4	25.00	31.58	19	0.760	24.00	56	42.560	1359	80x120x95	17
20x20x1.2	25.00	27.25	22	0.880	23.98	56	49.280	1358	80x120x95	17
20x20x1.2 (Drainage Textured)	25.00	25.98	22	0.880	22.86	56	49.280	1295	80x120x95	18
20x20x1.2 (Kerabrilha LC20)	25.00	29.39	17	0.680	19.99	56	38.080	1134	80x120x95	21
20x20x1.2 (Kerabrilha LG20)	25.00	32.37	17	0.680	22.01	56	38.080	1248	80x120x95	19
20x20x1.2 (Kerabrilha LS50)	25.00	29.65	18	0.720	19.48	56	40.320	1106	80x120x95	21
20x20x0.8 (Drainage Textured)	25.00	18.09	33	1.320	23.88	42	55.440	1018	80x120x95	24
20x20x0.7	25.00	15.42	39	1.560	24.06	56	87.360	1362	80x120x95	17
14.8x22.5x0.8	30.03	18.65	31	1.030	19.21	56	57.680	1090	80x120x75	22
7.2x29.5x0.8	47.03	17.60	23	0.489	8.60	98	47.922	858	80x120x65	28
7x29x0.8	49.25	16.84	23	0.467	7.86	98	45.766	786	80x120x65	30
9.5x9.5x0.8 - Ebro	106.67	18.81	60	0.560	10.54	84	47.040	900	80x120x74	27
9.5x9.5x0.8	106.67	17.70	64	0.600	10.62	84	50.400	907	80x120x74	27
Mosaic 28.9x28.9x0.8 (9.5) - Ebro	106.67	18.60	99	0.930	17.30	30	27.900	534	80x120x67	-
Mosaic 28.9x28.9x0.8 (9.5)	106.67	18.00	99	0.930	16.74	30	27.900	509	80x120x67	-
Multisize	-	19.00	12	1.400	26.60	32	44.800	866	80x120x75	28
HEX 51.2x59.2x1 ret.	4.42	22.86	3	0.678	15.50	-	-	-	-	-
HEX 25.1x29x1 ret.	18.32	22.86	10	0.546	12.48	-	-	-	-	-

WALL TILES . REVESTIMENTOS . REVÊTEMENTS . WANDFLIESEN . REVESTIMENTO										
Sizes (cm) Dimensão (cm) Format (cm) Maße (cm) Formato (cm)	Pieces / SQM Peças / M² Pièces / M² Stück / M² Piezas / M²	Weight / SQM Peso / M² Poids / M² Gewicht / M² Peso / M²	Pieces / Box Peças / Caixa Pièces / Boîte Stück / Karton Piezas / Caja	SQM / Box M² / Caixa M² / Boîte M² / Karton M² / Caja	Weight / Box Peso / Caixa Poids / Boîte Gewicht / Karton Peso / Caja	Box / Pallet Caixa / Paleta Boîte / Palette Karton / Palette Caja / Pallet	SQM / Pallet M² / Paleta M² / Palette M² / Palette M² / Pallet	Weight / Pallet Peso / Paleta Poids / Palette Gewicht / Palette Peso / Pallet	cm / Pallet cm / Paleta cm / Palette cm / Palette cm / Pallet	Pallet / Truck Paleta / Camião Palette / Camion Palette / LKW Pallet / Camión
										
30x90x1.17 ret.	3.70	19.72	4	1.080	21.32	40	43.200	872	90x120x75	27
29.5x59.2x0.85 ret.	5.73	14.15	8	1.400	19.81	32	44.800	654	80x120x75	36
30x60x0.85	5.48	14.13	8	1.460	20.63	32	46.720	680	80x120x75	35
20x50x0.8	10.00	13.25	16	1.600	21.20	48	76.800	1033	80x120x95	23
26.7x41.6x0.77	9.00	13.13	9	1.000	13.13	78	78.000	1044	80x120x96	23
25x40x0.85	10.00	14.19	15	1.500	21.30	48	72.000	1042	80x120x90	23
20x40x0.77	12.50	13.06	15	1.200	15.70	64	76.800	1018	80x120x95	23
20x20x0.65	25.00	10.60	25	1.000	10.60	96	96.000	1038	80x120x95	23
8.6x26.2x0.9	44.40	15.53	25	0.563	8.74	72	40.536	645	80x120x68	37
5.6x26.7x0.77	61.70	11.76	48	0.778	9.15	96	74.690	893	80x120x85	27
15x15x1 (Arab. - Artisan)	77.78	18.44	10	0.129	2.38	-	-	-	-	-
13.5x15x1 (Scales)	90.70	16.80	14	0.154	2.60	138	21.252	373	80x120x100	32
14x14x0.9 (Artisan)	51.76	14.88	10	0.193	2.88	-	-	-	-	-
14x14x0.9	52.08	14.58	25	0.480	7.00	138	66.240	986	80x120x100	24
13x13x0.9	59.52	15.45	25	0.420	6.49	144	60.480	955	80x120x93	25
10x10x0.9	100.00	15.20	25	0.250	3.80	224	56.000	871	80x120x95	27
6.7x14x0.9	108.70	15.00	25	0.230	3.45	276	63.480	972	80x120x100	25
6.5x13x0.9	125.00	15.85	25	0.200	3.17	288	57.600	933	80x120x93	26
LOS 10x18x0.85	105.08	13.74	24	0.227	3.12	80	18.160	270	80x120x70	-
LOS 9x15x0.9	147.06	15.45	25	0.170	2.54	240	40.800	630	80x120x98	33

FULL BODY MOSAICS							
Sizes (cm) Dimensão (cm) Format (cm) Maße (cm) Formato (cm)	Weight / Piece Peso / Peça Poids / Pièce Gewicht / Stück Peso / Pieza	Pieces / Box Peças / Caixa Pièces / Boîte Stück / Karton Piezas / Caja	Weight / Box Peso / Caixa Poids / Boîte Gewicht / Karton Peso / Caja	Sizes (cm) Dimensão (cm) Format (cm) Maße (cm) Formato (cm)	Weight / Piece Peso / Peça Poids / Pièce Gewicht / Stück Peso / Pieza	Pieces / Box Peças / Caixa Pièces / Boîte Stück / Karton Piezas / Caja	Weight / Box Peso / Caixa Poids / Boîte Gewicht / Karton Peso / Caja
							
Mosaic 29.5x29.5x0.8 (4.7)	1.50	11	16.50	Mosaic 29.5x29.5x0.45 (9.7)	0.89	20	17.80
Mosaic 29.5x29.5x0.8 (3x15)	1.50	11	16.50	Mosaic 29.5x29.5x0.45 (4.5x5)	0.82	20	16.40
Mosaic 29.5x29.5x0.45 (2.5)	0.76	20	15.20	Mosaic Hexa 27.2x27.2x1	1.86	9	16.74
Mosaic 29.5x29.5x0.45 (4.7)	0.82	20	16.40	Mosaic Sticks 29.5x29.5x0.8	1.50	11	16.50

MOSAICS . DECORS . LISTELLOS							
Sizes (cm) Dimensão (cm) Format (cm) Maße (cm) Formato (cm)	Weight / Piece Peso / Peça Poids / Pièce Gewicht / Stück Peso / Pieza	Pieces / Box Peças / Caixa Pièces / Boîte Stück / Karton Piezas / Caja	Weight / Box Peso / Caixa Poids / Boîte Gewicht / Karton Peso / Caja	Sizes (cm) Dimensão (cm) Format (cm) Maße (cm) Formato (cm)	Weight / Piece Peso / Peça Poids / Pièce Gewicht / Stück Peso / Pieza	Pieces / Box Peças / Caixa Pièces / Boîte Stück / Karton Piezas / Caja	Weight / Box Peso / Caixa Poids / Boîte Gewicht / Karton Peso / Caja
							
Mosaic 30x30x1.17	1.46	8	11.68	Mosaic Hexa Slim 28.1x34.1x0.85	1.05	10	10.50
Mosaic 29.5x29.5x1.17 (2.5)	1.46	8	11.68	Mosaic Leaf 34.7x37.2x1.17	1.56	6	9.36
Mosaic 29.5x29.5x0.85 (2.5)	1.23	11	13.53	Mosaic Picket 26.5x27.8x0.85	0.90	11	9.90
Mosaic 29.5x29.5x0.77 (2.5)	1.15	12	13.80	Mosaic Town 29.5x31x0.85	1.23	11	13.53
Mosaic 29.5x29.5x0.77 (4.7)	1.15	12	13.80	Decor 29.5x59.2x0.85 ret.	2.47	8	19.76
Mosaic Basket 34x34x0.85	1.51	10	15.10	Decor 30x60x0.85	2.60	7	18.20
Mosaic Brick 25.9x29.5x0.85	1.07	11	11.77	Faixa 7.2x59.2x0.85	0.60	18	10.86
Mosaic Diamond 18x21x0.85	0.40	10	4.05	Faixa 7.2x60x0.85	0.61	18	11.06
Mosaic Half Hexa 29.2x35.1x0.85	1.28	10	12.80	Faixa 6.3x41.6x0.77	0.34	24	8.16
Mosaic Herring 24.5x27.5x1.17	1.31	8	10.48	Faixa 6.7x14x0.9 (Artisan)	0.15	20	3.00
Mosaic Herring 24.5x27.5x0.85	0.95	11	10.45				

PACKING AND WEIGHT



FLOOR TILES . PAVIMENTOS . CARREAUX DE SOL . BODENFLIESEN . PAVIMENTO

Sizes (cm) Dimensão (cm) Format (cm) Maße (cm) Formato (cm)	Pieces / SQM Peças / M ² Pièces / M ² Stück / M ² Piezas / M ²	Weight / SQM Peso / M ² Poids / M ² Gewicht / M ² Peso / M ²	Pieces / Box Peças / Caixa Pièces / Boîte Stück / Karton Piezas / Caja	SQM / Box M ² / Caixa M ² / Boîte M ² / Karton M ² / Caja	Weight / Box Peso / Caixa Poids / Boîte Gewicht / Karton Peso / Caja	Box / Pallet Caixa / Palette Boîte / Palette Karton / Palette Caja / Pallet	SQM / Pallet M ² / Palette M ² / Palette M ² / Palette M ² / Pallet	Weight / Pallet Peso / Palette Poids / Palette Gewicht / Palette Peso / Pallet	cm / Pallet cm / Palette cm / Palette cm / Pallet	Pallet / Truck Palette / Camião Palette / Camion Palette / LKW Pallet / Camión
45x45x0.85	4.95	18.05	5	1.010	18.23	36	36.360	671	80x120x60	35
20x20x0.85	25.00	18.05	20	0.800	14.44	72	57.600	1060	80x120x75	22
10x10x0.6	99.00	11.50	99	1.000	11.50	48	48.000	572	80x120x60	-



STAIRSTEPS . SKIRTINGS . MOSAICS

Sizes (cm) Dimensão (cm) Format (cm) Maße (cm) Formato (cm)	Weight / Piece Peso / Peça Poids / Pièce Gewicht / Stück Peso / Pieza	Pieces / Box Peças / Caixa Pièces / Boîte Stück / Karton Piezas / Caja	Weight / Box Peso / Caixa Poids / Boîte Gewicht / Karton Peso / Caja	Sizes (cm) Dimensão (cm) Format (cm) Maße (cm) Formato (cm)	Weight / Piece Peso / Peça Poids / Pièce Gewicht / Stück Peso / Pieza	Pieces / Box Peças / Caixa Pièces / Boîte Stück / Karton Piezas / Caja	Weight / Box Peso / Caixa Poids / Boîte Gewicht / Karton Peso / Caja
Skirting 8x45x0.85	0.64	28	17.92	Stairstep 45x45x0.85	3.67	6	22.02
Skirting 8x20x0.85	0.30	44	13.20	Mosaic 20x20x0.85	0.73	10	7.30



Aleluia Cerâmicas reserves the right to delete or modify, at any time, partially or completely, any data included in this catalogue without any notice, such as: series, formats, colours, referenes and price groups.

The colours of the series/products are merely approximate. Shades may differ slightly.

For special applications in wet areas, please contact Aleluia Cerâmicas' technical services.

Aleluia Cerâmicas behält sich das Recht vor, beliebige Daten in jederzeit ohne Ankündigung zu löschen oder zu ändern, so wie: Serie, Formaten, Farben, Referenzen und Preisgruppen.

Die im Katalog Abgebildeten Farben gelten nur als Hinweise, möglich Nähe an der keramischen Realität.

Für besondere anwendungen in nassbereiche, bitte kontaktieren sie die service abteilung von Aleluia Cerâmicas.

A Aleluia Cerâmicas reserva o direito em qualquer momento de eliminar ou modificar, total ou parcialmente qualquer dado deste catálogo sem aviso prévio, tais como: séries, formatos, cores, referências e grupos de preços.

As cores das séries/productos são meramente indicativas e podem apresentar ligeiras diferenças de tonalidades.

Para aplicações especiais em zonas húmidas, consulte os serviços técnicos da Aleluia Cerâmicas.

Aleluia Cerâmicas reserva el derecho a eliminar o modificar en cualquier momento, total o parcialmente cualquier dato de este catálogo sin previo aviso, como: series, formatos, colores, referencias y grupos de precios.

Los colores de las series/productos son simplemente indicativos y pueden presentar ligeras diferencias de tonalidad.

Para aplicaciones especiales en zonas húmedas, consultar los servicios técnicos de Aleluia Cerâmicas.

Aleluia Cerâmicas se réserve le droit, à tout moment de supprimer ou modifier, totalement ou partiellement les éléments de ce catalogue sans préavis, tel que: série, formats, couleurs, références et groupes de prix.

Le couleur des série/products est purement indicatif et peut présenter de légère différence de tonalité.

Pour des applications spéciales dans des zones humides, consulter les services techniques d'Aleluia Cerâmicas.



ALELUIA CERÂMICAS



ALELUIA CERÂMICAS

ALELUIA CERÂMICAS, S.A.

Quinta do Simão | Apt 3024 | Esgueira
3801-101 Aveiro | Portugal
Tel. +351 234 305 600
geral@aleluia.pt

www.aleluia.pt

Showroom:

Avenida Europa - Quinta do Simão, 466
3800-230 Aveiro | Portugal